

SUPPORTED EMPLOYMENT



Person-centered services that support your employment plan.

Personalized services to help you become employed and stay employed.

Employment supports such as:

- Pre-vocational job related discovery.
- Individualized job development and placement.
- Education and planning for your state and federal benefits.
- Job coaching and employer negotiation supports.
- Employment sustaining and career advancement services.



How can I learn more about Supported Employment?

Do you want to work but are unsure if you can? Talk to your Case Manager, Social Worker, Community Choice Guide, or one of our Supported Employment Program Managers at:

✉ SupportedEmployment@dshs.wa.gov

☎ Toll Free: 1-844-427-8256



Washington State
Department of Social
& Health Services

Transforming lives



SUPPORTED EMPLOYMENT SERVICES

Aging and Long-Term
Support Administration
(ALTSA)








Washington State
Department of Social
& Health Services

Transforming lives





What is Supported Employment?

-  **Client-Centered:** Individualized Person Centered Planning identifies services tailored to your unique skills and needs.
-  **Individualized:** Job development and placement supports follow your unique plan for employment.
-  **Benefits Education:** You will learn how earned income or wages will affect your benefits, options that are available to you, and how working will give you more spending money.
-  **Community Involvement:** A job can give you purpose, improve your health, create new and lasting friendships, and give you more spending money!
-  **Creates Options:** Successful employment may open doors you never thought possible.

GOAL : To open employment services for ALTSA customers who have an interest in working and will benefit from the support and guidance.

Am I Eligible for Supported Employment Services?

You may be eligible to receive Supported Employment services if you are eligible for Medicaid and receive long-term care services from the Aging and Long-Term Support Administration (ALTSA).

Supported Employment eligibility through ALTSA is determined by:

- Age 16 or older
- Medicaid eligible
- Current CARE plan
- An inability to obtain or maintain employment resulting from age or disability
- Interested in seeking employment

There are other eligibility options for supported employment services that may also qualify you. Please contact the Supported Employment Program at:

**SupportedEmployment@dshs.wa.gov
or Toll Free at 1-844-427-8256**

Why Supported Employment?

Who might benefit from this service?

- Are you unemployed and want to work?
- Have you had a difficult time getting or keeping a job on your own?
- Are you afraid that if you work you will lose benefits or have increased participation?
- Do you want to utilize your skills and become more involved in your community?
- Are you unsure of the right job for you?
- Are you interested in a risk free opportunity to learn more about your employment opportunities?

These employment services are individualized based on your skill set, interests, and any identified barriers. You will work one-on-one with a skilled employment specialist.

