

Community First Choice Option

Planning and Design Work Group

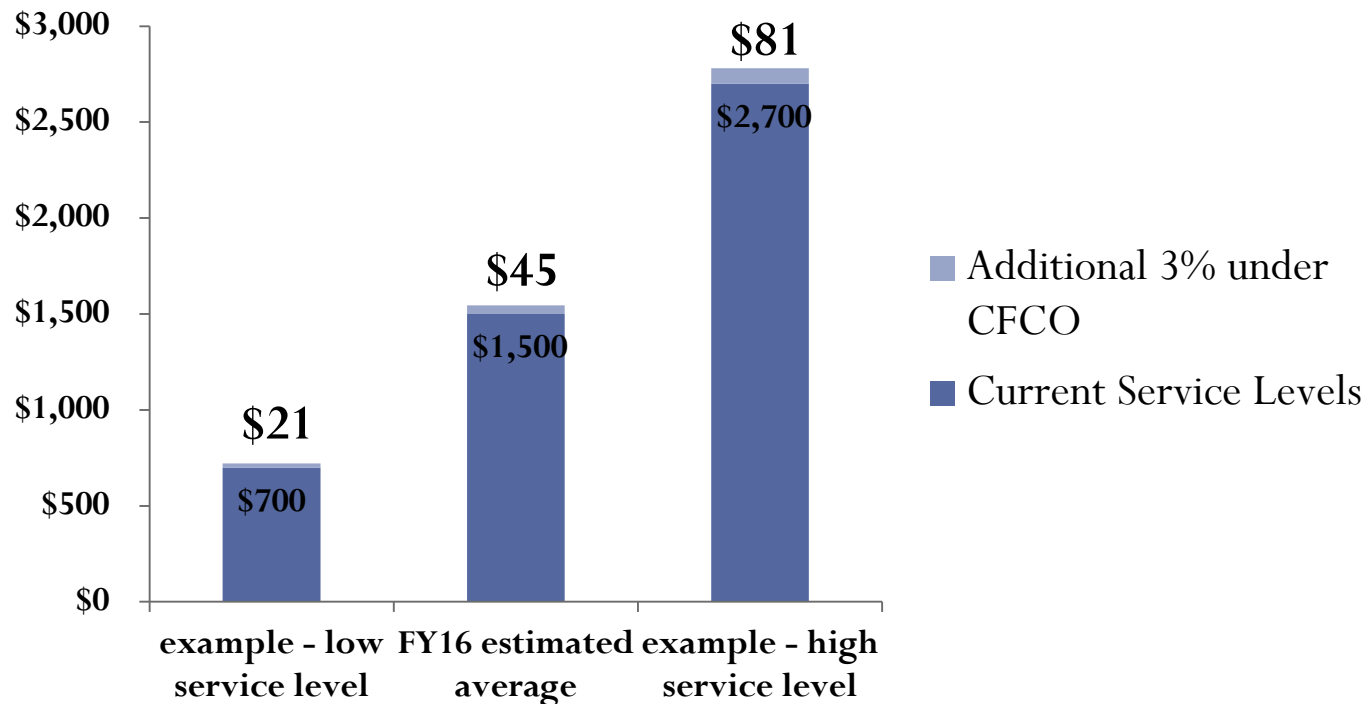
June 30, 2014



The workgroup will develop recommendations to DSHS on the following topics

- The amount, duration, scope of required services.
- Whether any optional services should be explored: What services, what amount, duration and scope?
- Consideration of qualified providers for each identified service.
- Recommendations around benefit design: How much choice and flexibility will there be in the benefit design?
- Ideas for monthly waiver services that would permit waiver eligible individuals to access some benefits through CFCO?
- Are there ways to leverage CFCO to maximize function/independence, self-management and ability for clients to work towards health goals?

For people at different service levels, what could 3% more look like each month?



Average costs shown by setting. FY16 estimate based on current forecast for FY15. In-home includes wage and related benefits costs per hour of personal care, but health benefits and training contributions are kept separate. Estimated range is \$15-\$160/month, with 97% of people at \$20-\$85/month.

Review:

Incorporating Stakeholder & Public Feedback

Stakeholder Engagement Strategy

- Webinars will be held between meetings with updates
 - Webinar Schedule
 - 7/24/14 10:00am-11:30am (June & July meetings)
 - 9/22/14 10:00am-11:30am
 - 10/15/14 1:00pm-2:30pm
 - Invitations will be sent by email prior to the meeting date
- Comments from non-workgroup attendees
 - Accepted at designated time(s) during each meeting

No current changes to timeline

- On track for July 1, 2015 implementation
 - August 30, 2015 legislative deadline

Review:

Estimated impact of CFCO on the state budget

GF-S Only

Once fully implemented	Annual Estimate*
Reduced state costs due to higher federal match	(\$79 M)
New state costs to implement CFCO/meet requirements**	<u>+ \$43 M</u>
Net State Savings	(\$ 36 M)

*Reflects update to HB 2746 fiscal note. Note that forecast updates will change these figures somewhat three times per year.

**See separate slide for detail.

Review: Savings remaining after DD services added

GF-S Only

Once fully implemented	Annual Estimate*
Net savings from HB 2746 (CFCO)	(\$ 36 M)
Costs for new services in SB 6387	<u>+ \$18 M</u>
Net Savings for Additional Investments	(\$18 M)

*Reflects update to HB 2746 fiscal note. Note that forecast updates will change these figures somewhat three times per year.

Recommendations for the “other 3%” Discussion



CFCO Design Possibilities



Low Choice and Flexibility

Choice:

- Benefit package contains only the 4 required services

Flexibility:

- Participants receive only the amount of each included service allowed in the plan

High Choice and Flexibility

Choice:

- Benefit package contains the 4 required services and may also contain some optional services

Flexibility:

- Participants may allocate their dollar amount between services, trading more of one service for less of another.

CFCO Design Possibilities

High
↑
Administrative Complexity
↓
Low

Low Administrative Complexity

- Services are authorized for the duration of the plan and reauthorized only when a change is requested
- Reduced need to evaluate how much of a service to authorize and the progress toward goals
- Client or representative makes the choices that will stay within the 103% per cap by trading off between available services to meet self identified priorities

High Administrative Complexity

- The service amount is limited and must be reauthorized periodically
- A determination of necessity must be made at each authorization
- Increased need to evaluate how much of a service to authorize and the progress toward goals
- Potentially new provider types to contract and manage
- Case manager has the responsibility to manage utilization to stay within the 103% aggregate

CFCO Design Possibilities

4 Mandatory Services

Fixed amount

4 Mandatory Services

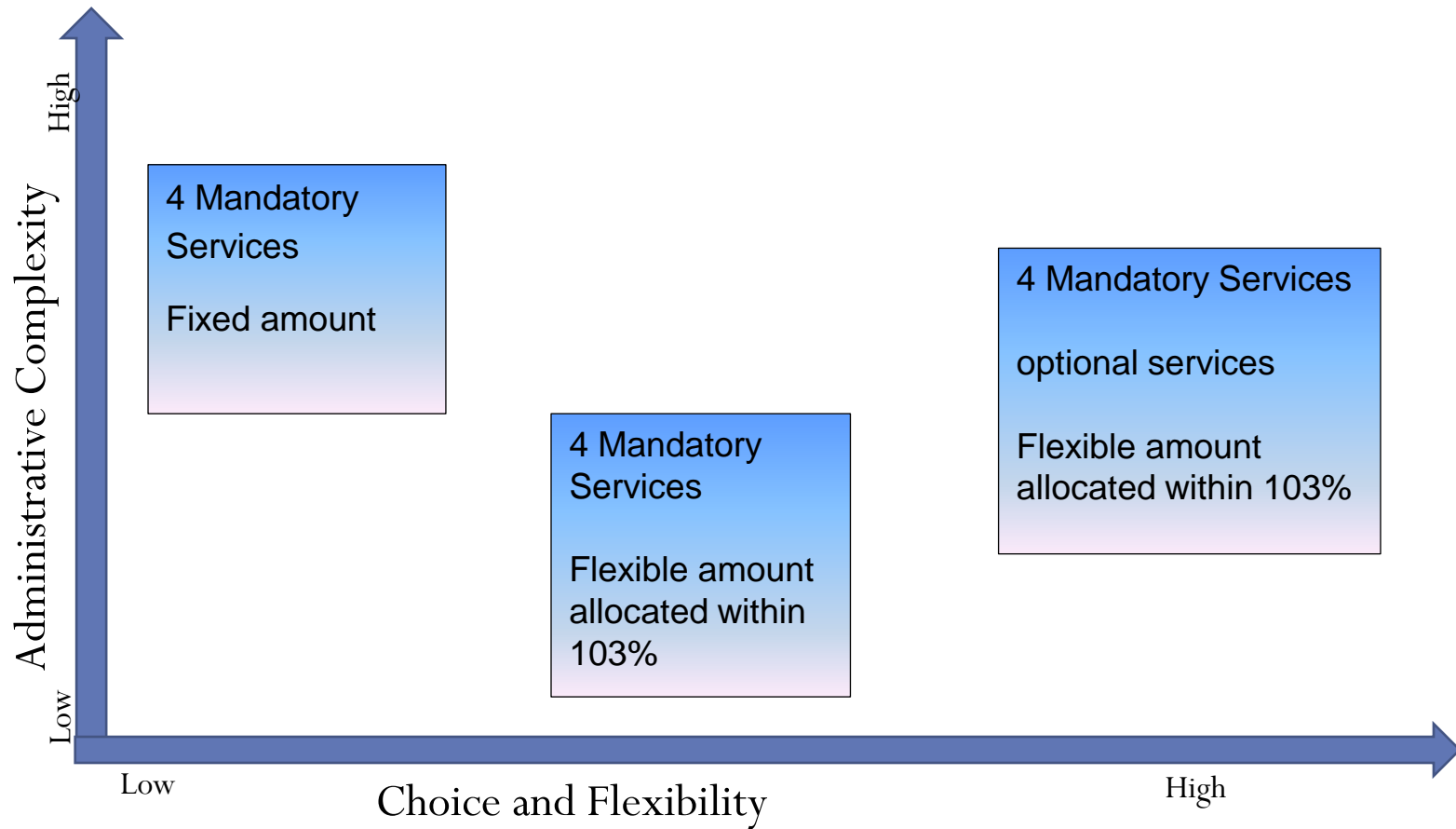
Flexible amount
allocated within 103%

4 Mandatory Services

optional services

Flexible amount
allocated within 103%


CFCO Design Possibilities



Case Scenario

John

- Living at home with his daughter Ellen
- 75 years old and has had a stroke
- Ellen is John's IP for personal care and is afraid to leave John at home alone
- John feels like he needs more hours for personal care
- John is also worried about Ellen and that she may need a break



John's Case Comparison

Fixed vs. Flexible

Fixed Benefit

100 Hrs

- Personal Care 100 hrs

Flexible Benefit

103 Hrs

- Personal Care 103 hrs
-

Flexible Benefit plus Optional Services

- Respite – Trade 10 hrs
- *Personal Care Remaining – 93 hours*

John's Case Comparison

Administrative Complexity

Fixed Benefit


- CARE Assessment
- Locate provider
- Authorize services

Flexible Benefit

- CARE Assessment
- Locate provider
- Authorize services

Case Scenario

Mary



- Has difficulty brushing her teeth correctly
 - Her mother has to pay for extra dental visits
- Unable to prepare a simple meal independently
- Motor issues that prevent easy meal preparation
- Has issues with falling
- Mom (IP) works outside of the home for 6hrs, four days per week

Mary's Case Comparison

Fixed vs. Flexible

Fixed Benefit

100 Hrs

- Personal Care 100 hrs
- PERS
- 5hrs per mo. in training
 - 3 month max per auth

Flexible Benefit

103 Hrs

- PERS – Trade 3 hours
- Oral Hygiene training 5hrs – Trade 10hrs
- Meal Prep training 5hrs – Trade 10hrs
- *Personal Care Remaining – 80 hours*

Flexible Benefit plus Optional Services

- Adaptive Equip. (meal prep/tooth brushing) – Trade 6hrs
- Evidence based prog/falls prevention – Trade 7hrs
- *Personal Care Remaining – 67 hours*

Mary's Case Comparison

Administrative Complexity

Fixed Benefit

- CARE Assessment
- Skills acquisition evaluation
- Locate provider
- Authorization and monitoring cycle*
 - Evaluate plan of care/goals from provider(s)
 - Evaluate progress
 - Determine when goals are completed
 - Determine how long to authorize service
 - Reauthorization every three months until service complete

*Increased monitoring increases administrative complexity

Flexible Benefit

- CARE Assessment
- Client choice in determination of needs
- Locate provider*
- Authorize services
- Monitor use of 103 hours

*Increase in optional services increases complexity

Potential Optional Services

Optional Services Discussed with 4 or more votes

- Assistive devices that take the place of a human (9)
- Relief/Respite Care (9)
- Assistive Technology – Environmental Devices (7)
- Evidence Based programs (6)
 - e.g. Fall prevention, chronic care programs
- Behavior support (5)
- Environmental Modifications (4)
 - e.g. Ramps, door widening
- DME/SME (4)
 - e.g. Adaptive eating utensils, bath/transfer aids

CFCO Components - to be determined

Updated May 20, 2014

