

***Cassie Cordell Trueblood, et al., v. Washington State Department of  
Social and Health Services, et al.***  
***Case No. C14-1178 MJP***  
**Final Monthly Report to the Court Appointed Monitor**

**February 28, 2020**

Behavioral Health Administration  
Office of Forensic Mental Health Services  
PO Box 45050  
Olympia, WA 98504-5050  
(360) 725-2260  
Fax: (360) 407-0304



**TABLE OF CONTENTS**

BACKGROUND .....4

CLASS MEMBER STATUS SUMMARY INFORMATION .....5

**ANALYSIS OF MATURE DATA: MAY 1, 2015 THROUGH DECEMBER 31, 2019** .....5

**SUMMARY POINTS RELATED TO ORDERS AND TIMELINESS BASED ON MATURE DECEMBER DATA** .....5

OUTLIER CASES (MATURE) – DECEMBER 2019 .....7

CLASS MEMBER STATUS DATA TABLES .....9

CLASS MEMBER STATUS DATA GRAPHS .....19

TABLES 11-13: SUMMARY OF JAIL EVALUATIONS, IN-PATIENT EVALUATIONS, AND RESTORATIONS BY MONTH SINCE FEBRUARY 2016 .....23

RESOURCES REQUIRED TO PROVIDE TIMELY COMPETENCY SERVICES .....26

**FUNDING AND RESOURCES** .....26

**2019-2021 BIENNIAL BUDGET SUMMARY FOR TRUEBLOOD AGREED SETTLEMENT** .....26

**NEED PROJECTIONS AND BED CAPACITY** .....28

*TRUEBLOOD* KEY ACCOMPLISHMENTS – JANUARY 2020.....29

**RECRUITING** .....29

**RESIDENTIAL TREATMENT FACILITIES (RTF’s) DATA**.....30

*TRUEBLOOD* IMPLEMENTATION STEPS TAKEN AND PLANNED – JANUARY 2020 .....32

FEBRUARY 8, 2016 COURT ORDER STATUS REPORT/UPDATES .....48

JULY 7, 2016 CONTEMPT ORDER STATUS UPDATES .....52

AUGUST 15, 2016 ORDER MODIFYING PERMANENT INJUCTION AS TO IN JAIL COMPETENCY EVALUATIONS .....53

APPENDICES .....55

**Appendices A-G:** Data Tables; Class Member Evaluation/Restoration Information; Class Member Restoration Information for the Maple Lane, Yakima, & Fort Steilacoom Programs; and Percent of Court Orders Received Within Three Days.....55

**Appendix H:** Outliers and Delay Comments .....55

**Appendix I:** Calculation of Inpatient Contempt Fines.....55

**Appendix J:** Calculation of Jail-Based Contempt Fines .....55

**Appendix K:** Good Cause Exceptions .....55

**Table of Tables and Figures**

**Table 1.** Outlier Cases (Mature) ..... 7

**Table 2.** Class Member Status Western State Hospital – Jail-based Competency Evaluations ..... 9

**Table 3.** Class Member Status Western State Hospital – Inpatient Competency Evaluation Services ..... 10

**Table 4a.** Class Member Status Western State Hospital – Inpatient Competency Restoration Services ..... 11

**Table 4b.** Class Member Status Residential Treatment Facilities – Inpatient Competency Restoration Services ..... 12

**Table 5.** Class Member Status Eastern State Hospital – Jail-based Competency Evaluations ..... 13

**Table 6.** Class Member Status Eastern State Hospital – Inpatient Competency Services ..... 14

**Table 7.** Class Member Status Eastern State Hospital – Inpatient Competency Restoration Services ..... 15

**Table 8.** Class Member Status at WSH and ESH (Totals) – Jail-based Competency Evaluations ..... 16

**Table 9.** Class Member Status at WSH and ESH State Hospital (Totals) – Inpatient Competency Evaluation ..... 17

**Table 10.** Class Member Status at WSH and ESH State Hospital, and RTFs (Totals) – Inpatient Competency Restoration Services ..... 18

**Figure 1.** Signed Evaluation Orders for Trueblood Class Members ..... 19

**Figure 2.** Signed Restoration Orders for Trueblood Class Members ..... 20

**Figure 3.** Median Days from Court Order Signature to Completed Evaluation ..... 20

**Figure 4.** Average Days from Court Order Signature to Completed Evaluation ..... 21

**Figure 5.** Median Days from Court Order Signature to Completed Restoration ..... 21

**Figure 6.** Average Days from Court Order Signature to Completed Restoration ..... 22

**Table 11.** Total Completed Jail Evaluation Orders by Month Court Order Signed ..... 23

**Table 12.** Total Completed Inpatient Evaluation Orders by Month Court Order Signed ..... 24

**Table 13.** Total Completed Restoration Orders by Month Court Order Signed ..... 25

**Table 14.** Monthly RTF Data for Yakima ..... 30

**Table 15.** Monthly RTF Data for Maple Lane ..... 31

**Table 16.** Monthly RTF Data for Fort Steilacoom ..... 31

**Table 17.** Trueblood Implementation Steps ..... 32

**Table 18.** Court Order Status Updates ..... 48

## BACKGROUND

---

On April 2, 2015, the Court ordered the Department of Social and Health Services (DSHS) to file monthly reports with the *Trueblood* Court Monitor on efforts to comply with Court Orders to provide timely competency evaluation and restoration services to Class Members. This monthly report is submitted February 29, 2020 and covers the events of January 2020. This report also provides status updates on additional Court Order requirements. On April 2, 2015, the Court ordered:

*Defendants shall file a report with the Monitor on the fifth day of every month, which shall include:*

- (1) the number of days between when a court ordered provision of competency services and when provision was completed, for each person ordered to receive competency services during the previous month;*
- (2) data regarding the number of evaluators, bed capacity, physicians, and other resources needed to provide timely competency services;*
- (3) the steps taken in the previous months to implement this order;*
- (4) when and what results are intended to be realized by each of these steps;*
- (5) the results realized in the previous month;*
- (6) the steps planned to be taken in the following month;*
- (7) certification by Defendants that they are fully compliant with all deadlines that became due in the previous month;*
- (8) Defendants' estimate for when the wait times will reach seven days or less, and all data relied on in making that estimate; and*
- (9) any other information the Monitor informs Defendants is necessary for the Monitor to fully review Defendants' actions and advise the Court.*

The April 2015 order was modified on February 8, 2016. Additional orders were issued on July 7, 2016, August 15, 2016, and April 26, 2017. Status updates on these orders requiring narrative in this report begin on page 48.

This report provides the Class Member data for competency services displayed in two periods: December 1, 2019 – December 31, 2019 and January 1, 2020 to January 31, 2020. The December data are considered “mature” and the January data are a “first look” data set. April 2015 is the baseline month for data analysis.

Specific Class Member evaluation and restoration information is included in the appendices to this report.

## CLASS MEMBER STATUS SUMMARY INFORMATION

---

### ANALYSIS OF MATURE DATA: MAY 1, 2015 THROUGH DECEMBER 31, 2019

Note: These data are based on number of days from signature and not the new timeframes as described in the April 26, 2017 Court Order.

The average monthly referrals for each type of service are as follows:

- Average monthly jail-based evaluation orders signed for April 2015-December 2019
  - Western State Hospital (WSH): 249.2
  - Eastern State Hospital (ESH): 59.6
  - Both hospitals: 308.8
  
- Average monthly inpatient evaluation orders signed for April 2015-December 2019
  - WSH: 15.2
  - ESH: 8.4
  - Both hospitals: 23.6
  
- Average monthly restoration orders signed for April 2015-December 2019
  - WSH: 82.6 \*
  - ESH: 17.7
  - Both hospitals: 100.3 \*
  - Hospitals + Residential Treatment Facility (RTF's): 109.9
  
- Average monthly RTF restoration orders signed for August 2018-December 2019
  - RTF's: 31.9 \*\*

\* From April 2015 to July 2018, this figure also includes orders from the RTF's; therefore, these figures exceed the WSH figures and the two hospital figures combined.

\*\* Prior to August 2018, RTF data was combined with WSH. From August 2018 onward, RTF data is reported separately.

### SUMMARY POINTS RELATED TO ORDERS AND TIMELINESS BASED ON MATURE DECEMBER DATA

#### Orders:

- The number of jail-based evaluation orders assigned to WSH grew again in December from November's steep decline. Evaluation orders remain substantially above historic averages straining the system. ESH's jail-based evaluation orders fell sharply again for the second month in a row. Combined, the hospitals received 405 jail-based orders in November. This is a modest increase in comparison to November's steep decline, and this represents a continuation of an historic demand trend. Ten consecutive months now have seen at least 375 evaluations ordered. Part of the explanation for this trend is illustrated below in the collapsing demand for inpatient competency evaluation services.
  
- WSH received 2 inpatient evaluation orders, which is lower than the 15.2 monthly average and is equal to October's low number of orders (2). ESH had 13 inpatient evaluation orders, which is

moderately higher than their 8.4 monthly average. Orders at both hospitals totaled 15, which is a substantial decrease from the 23.6 per month inpatient evaluation average.

- WSH received 94 restoration orders, a 28% increase in orders over November. The average number of restoration orders is 82.6. ESH had 31 orders in December, which is a striking month-over-month 77% increase. The RTF's received 29 orders, which is nearly in-line with their monthly average of 31.9\* orders. There were 154 restoration orders across both hospitals and the RTF's, which is a moderate increase compared to the previous month. Orders remain well above the 100.3 average for the hospitals as well as the 109.9 \* hospitals plus RTF's average.

\* Prior to August 2018, RTF data was included with the data for WSH. From August 2018 onward, RTF data is reported separately.

#### **Wait Times:**

- Regarding jail-based 14-day evaluation completion times, WSH remained at 12.6 days on average in December, from order to completion. After experiencing a substantial increase in days from order signed to completion, ESH evaluation completion times began improving again and are now averaging 13.6 days. The combined average, across the system, is 12.8 days.
- The average inpatient evaluation admission wait time at WSH is 36.8 days. ESH's average declined significantly to 21.6 days. The combined average improved to 27.0 days.
- Restoration admission wait times at WSH is 32-days on average, a slight increase in time to admission. The ESH average is 30.4 days, which is a meaningful 9.5% decline compared to November. The combined average admission wait time for inpatient restoration is 30.2 days, which is a slight increase compared to November.

#### **Timeliness:**

- At ESH, overall timeliness for jail-based evaluation completion decreased to an average 60% completion rate within 14 days from receipt of order. WSH's completion rate dipped significantly to 76%.
- At both hospitals combined, overall timeliness for inpatient evaluation admissions is at a 12% completion rate within 7 days from receipt of order. This is a strong increase from the prior month, but average days to order completion dropped substantially.
- At both hospitals and the RTF's combined, overall timeliness for inpatient restoration admissions increased slightly to a 28% completion rate within 7 days.

## OUTLIER CASES (MATURE) – DECEMBER 2019

Evaluations and restorations not completed within standard timelines become outliers. The monthly outlier population cases have been defined as:

- Population is active span cases from the “mature” data month. Currently, the “mature” month is December 2019 (The month before the most recently completed month.).
- Evaluation spans: are incomplete, or were completed after the end of the “mature” month and wait more than 20-days for an evaluation (In-Jail), or admission (Inpatient), or a change of client status to out of jail, or order withdrawn by court.
- Restoration spans: are incomplete, or were completed after the end of the “mature” month and wait more than 40-days for admission, or a change of client status to out of jail, or order withdrawn by the court.

**Table 1.** Outlier Cases (Mature)

TABLE 1. OUTLIERS FOR THE MONTH OF:		December-19	
Type	Number of spans:	span begin to span end, or end of reporting period	
		Minimum Number of days	Maximum Number of days
In-Jail Evaluations	2	21	29
Inpatient Evaluations	2	21	28
Restorations	36	41	71

Table 1 continues below detailing reasons contributing to delays in outlier cases. The *Trueblood* definition for outliers is offered on page 7.

SUMMARY OF DELAY REASONS <sup>1</sup>			
REASONS FOR DELAY IN DATABASE	In-Jail Evaluations	Inpatient Evaluations	Restorations
Attorney No Show			
Attorney scheduling conflicts			
Bed availability		2	36
Charges adjudicated prior to eval			
Client released from custody & can't be located			
Defendant No Show			
Defendant Reschedule			
Defendant would not cooperate with evaluation			
Defendant would not participate without attorney present	1		
Defense Expert scheduling			
Evaluator availability			
Evaluator rejected by prosecutor			
Interpreter needed but court order did not request it			
Interpreter scheduling conflicts			
Jail conference room availability/scheduling issues			
Jail return/Discharge with no eval done			
Jail/Outside facility staffing issues			
Medical Record/Collateral Information			
New charges - wait for new court order			
Other patient cooperation problem			
Police reports availability	1		
Processor error/clerical error			
Relevant discovery availability			
Requires amended court order			
unknown	1		

<sup>1</sup>An incomplete case may have more than one delay reason. Therefore, the number of delay reasons may be greater than the number of outlier cases.



## CLASS MEMBER STATUS DATA TABLES

The following series of tables present class member status data for January. January data are “first look” and are subject to change.

**Table 2. Class Member Status Western State Hospital – Jail-based Competency Evaluations**

TABLE 2. Class Member Status Western State Hospital – Jail-based Competency Evaluations <sup>1</sup>													
MONTH	Court Orders Signed <sup>2</sup>	Days from order signature to <sup>3</sup> :						Court Orders Completed <sup>4</sup>	Days from order signed to completion <sup>5</sup>		within 14 days from order signature date <sup>5,6</sup>	within 14 days from receipt of order <sup>5,6</sup>	within 14 days from receipt of order or 21 days from order signature date <sup>5,6</sup>
		hospital receipt of order		hospital receipt of discovery		end of reporting month for incomplete referrals			Average	Median			
		Average	Median	Average	Median	Average	Median						
Jan-19	291	0.3	0.0	0.6	0.0	n/a	n/a	262	11.2	12.0	83%	86%	86%
Feb-19	233	0.5	0.0	1.0	0.0	n/a	n/a	230	12.5	12.0	78%	83%	84%
Mar-19	308	0.6	0.0	1.0	0.0	n/a	n/a	294	11.9	12.0	83%	86%	87%
Apr-19	322	0.4	0.0	0.6	0.0	n/a	n/a	347	11.7	12.0	82%	86%	86%
May-19	327	0.5	0.0	0.8	0.0	n/a	n/a	321	12.2	13.0	79%	83%	85%
Jun-19	306	0.7	0.0	1.0	0.0	n/a	n/a	280	12.9	13.0	75%	81%	84%
Jul-19	388	0.6	0.0	1.0	0.0	n/a	n/a	379	12.3	13.0	75%	79%	80%
Aug-19	368	0.7	0.0	1.1	0.0	n/a	n/a	360	11.7	12.0	81%	86%	89%
Sep-19	294	0.6	0.0	0.9	0.0	n/a	n/a	328	12.0	13.0	84%	87%	89%
Oct-19	411	0.7	0.0	1.0	0.0	n/a	n/a	374	11.5	12.0	84%	88%	91%
Nov-19	307	0.8	0.0	1.0	0.0	n/a	n/a	326	12.6	13.0	78%	85%	89%
Dec-19	337	0.5	0.0	0.7	0.0	n/a	n/a	345	12.6	13.0	70%	76%	77%
Jan-20	389	0.4	0.0	0.6	0.0	4.0	3.0	359	12.2	13.0	76%	81%	85%

<sup>1</sup>Data before - AUG-2018 is previously reported data from the legacy data systems. Data from AUG-2018 onward, is updated data pulled from the new BHA - Forensic Data System and is based on the number of periods individuals waited for competency services in jail.

<sup>2</sup>Court Orders Signed is the number of court orders signed in the specified month and any additional in-jail stays (i.e., periods of waiting for competency services in jail) starting in the specified month because a class member entered jail from the community while awaiting a court-ordered competency service.

<sup>3</sup>Days from order signature to<sup>3</sup> represents the number of days from the beginning of a period of waiting in jail for competency services to the specified timeframe (i.e., hospital receipt of order, hospital receipt of discovery, end of reporting month of incomplete referrals, and completion (or the end of a period of waiting in jail for competency services)).

<sup>4</sup>Court Orders Completed is the number of cases completed in the month specified. Cases are completed if the report is sent to the court, the order is withdrawn or dismissed, or the client is no longer waiting for services in jail. Counts prior to AUG-18 are taken from previously reported classmember populations provided with monthly court report submissions. Counts since AUG-18 are from data recorded in the BHA Forensic Data System.

<sup>5</sup>From AUG-2018 onward, the following data elements exclude periods of waiting for competency services in jail that have not yet ended: completion and the percent completed variables. Once the waiting period has ended, those cases will be included in the wait-time and percents.

<sup>6</sup>From April 2015 to June 2016, the in-jail evaluation compliance deadline was within 7 days from court order signature date, and from July 2016 to April 2017, the in-jail evaluation compliance deadline was within 14 days from court order signature date. As of May 2017, DSHS compliance data are calculated and summarized in this table based on the modified deadline for in-jail competency evaluations outlined in the order DSHS received on 4/26/2017 adopting the Mediated Settlement Agreement, Dkt. # 389, stating: “DSHS shall complete in-jail competency evaluations within the shorter of either a) 14 days from receipt of order or b) 21 days from signature of order”. To comply with the new requirements, this report captures two additional sets of compliance information beginning in May, 2017. The first is percentage of orders completed within 14 days from receipt of order (if the order was received within 0 and 7 days from order signature date) (or 14 days from the beginning or notification of a period of waiting in jail). The second is percentage of all orders completed within either of the two compliance deadlines: 14 days from receipt of order (if the order was received within 0 and 7 days from order signature date) (or 14 days from the beginning or notification of a period of waiting in jail) or 21 days from order signature date (if the order was received after 7 days from order signature date). In addition, starting in August 2018, the in-jail evaluation compliance calculations are adjusted based on Good Cause Extensions granted by the court.

**Table 3. Class Member Status Western State Hospital – Inpatient Competency Evaluation Services**

TABLE 3. Class Member Status Western State Hospital – Inpatient Competency Services (Inpatient Evaluations) <sup>1</sup>													
MONTH	Court Orders Signed <sup>2</sup>	Days from order signature to <sup>3</sup> :						Court Orders Completed <sup>4</sup>	Days from order signed to completion <sup>5</sup>		Percent complete within 7 days from order signature date <sup>5,6</sup>	Percent completed within 7 days from receipt of order <sup>5,6</sup>	Percent completed within 7 days from receipt of order or within 14 days from order signature date <sup>5,6</sup>
		hospital receipt of order		hospital receipt of discovery		end of reporting month for incomplete referrals			Average	Median			
		Average	Median	Average	Median	Average	Median						
Jan-19	16	2.8	0.0	3.1	0.0	n/a	n/a	15	32.7	39.0	13%	13%	13%
Feb-19	11	3.3	0.0	3.4	0.0	n/a	n/a	12	40.7	48.5	8%	8%	8%
Mar-19	11	3.3	0.0	3.5	0.0	n/a	n/a	19	27.8	27.0	26%	26%	26%
Apr-19	11	5.4	0.0	5.7	0.0	n/a	n/a	10	24.8	20.0	10%	10%	10%
May-19	15	3.8	0.0	4.6	0.0	n/a	n/a	5	22.8	14.0	20%	20%	20%
Jun-19	11	3.1	0.0	4.8	0.5	n/a	n/a	12	30.6	30.0	8%	8%	8%
Jul-19	4	5.5	0.0	7.7	0.0	n/a	n/a	10	46.6	49.5	0%	0%	0%
Aug-19	18	4.2	0.0	5.4	0.0	n/a	n/a	11	47.7	54.0	9%	9%	9%
Sep-19	8	1.3	0.0	1.4	0.0	n/a	n/a	12	56.3	41.0	8%	8%	8%
Oct-19	2	0.4	0.0	0.5	0.0	n/a	n/a	11	50.5	54.0	9%	9%	9%
Nov-19	7	0.9	0.0	0.9	0.0	n/a	n/a	7	35.3	46.0	0%	0%	0%
Dec-19	2	0.9	0.5	0.9	0.5	n/a	n/a	6	36.8	30.0	0%	0%	0%
Jan-20	8	1.0	0.0	1.0	0.0	11.7	12.0	3	22.7	26.0	0%	0%	0%

<sup>1</sup>Data before - AUG-2018 is previously reported data from the legacy data systems. Data from AUG-2018 onward, is updated data pulled from the new BHA - Forensic Data System and is based on the number of periods individuals waited for competency services in jail.

<sup>2</sup>Court Orders Signed is the number of court orders signed in the specified month and any additional in-jail stays (i.e., periods of waiting for competency services in jail) starting in the specified month because a class member entered jail from the community while awaiting a court-ordered competency service.

<sup>3</sup>"Days from order signature to" represents the number of days from the beginning of a period of waiting in jail for competency services to the specified timeframe (i.e., hospital receipt of order, hospital receipt of discovery, end of reporting month of incomplete referrals, and completion (or the end of a period of waiting in jail for competency services)).

<sup>4</sup>Court Orders Completed is the number of cases completed in the month specified. Cases are completed if the client is admitted for services, the order is withdrawn or dismissed, or the client is no longer waiting for services in jail. Counts prior to AUG-18 are taken from previously reported classmember populations provided with monthly court report submissions. Counts since AUG-18 are from data recorded in the BHA Forensic Data System.

<sup>5</sup>From AUG-2018 onward, the following data elements exclude periods of waiting for competency services in jail that have not yet ended: completion and the percent completed variables. Once the waiting period has ended, those cases will be included in the wait-time and percents.

<sup>6</sup>From April 2015 April 2017, the inpatient evaluation and restoration compliance deadline was within 7 days from court order signature date. As of May 2017, DSHS compliance data are calculated and summarized in this table based on the modified deadline for inpatient competency evaluation and restoration services outlined in the order DSHS received on 4/26/2017 adopting the Mediated Settlement Agreement, Dkt. #389, stating: "DSHS shall complete inpatient competency evaluation and restorations within the shorter of either a) 7 days from receipt of order or b) 14 days from signature of order". To comply with the new requirements, this report captures two additional sets of compliance information beginning in May, 2017. The first is percentage of orders completed within 7 days from receipt of order (if the order was received within 0 and 7 days from order signature date) (or 7 days from the beginning or notification of a period of waiting in jail). The second is percentage of all orders completed within either of the two compliance deadlines: 7 days from receipt of order (if the order was received within 0 and 7 days from order signature date) (or 7 days from the beginning or notification of a period of waiting in jail) or 14 days from order signature date (if the order was received after 7 days from order signature date).

**Table 4a. Class Member Status Western State Hospital – Inpatient Competency Restoration Services**

TABLE 4. Class Member Status Western State Hospital – Inpatient Competency Services (Restorations) <sup>1</sup>													
MONTH	Court Orders Signed <sup>2</sup>	Days from order signature to <sup>3</sup> :						Court Orders Completed <sup>4</sup>	Days from order signed to completion <sup>5</sup>		Percent complete within 7 days from order signature date <sup>5,6</sup>	Percent completed within 7 days from receipt of order <sup>5,6</sup>	Percent completed within 7 days from receipt of order or within 14 days from order signature date <sup>5,6</sup>
		hospital receipt of order		hospital receipt of discovery		end of reporting month for incomplete referrals			Average	Median			
		Average	Median	Average	Median	Average	Median						
Jan-19	82	1.8	0.0	1.9	0.0	n/a	n/a	82	51.7	42.0	27%	28%	28%
Feb-19	85	0.8	0.0	0.9	0.0	n/a	n/a	83	47.5	41.0	22%	25%	25%
Mar-19	88	1.5	0.0	1.5	0.0	n/a	n/a	110	38.7	31.5	19%	20%	22%
Apr-19	93	1.9	0.0	1.8	0.0	n/a	n/a	67	35.3	35.0	30%	30%	30%
May-19	89	3.4	0.0	3.4	0.0	n/a	n/a	87	39.2	35.0	21%	21%	21%
Jun-19	84	3.4	0.0	3.7	0.0	n/a	n/a	109	45.8	49.0	17%	18%	19%
Jul-19	63	4.1	0.0	4.6	0.0	n/a	n/a	72	37.2	38.0	26%	25%	26%
Aug-19	81	3.7	0.0	4.0	0.0	n/a	n/a	74	39.8	40.0	26%	27%	28%
Sep-19	73	4.6	0.0	4.9	0.0	n/a	n/a	83	44.5	42.0	19%	22%	22%
Oct-19	106	4.3	0.0	4.5	0.0	n/a	n/a	104	31.8	29.0	30%	33%	33%
Nov-19	68	2.9	0.0	2.9	0.0	69.5	69.5	70	29.6	24.5	24%	26%	27%
Dec-19	94	1.7	0.0	1.7	0.0	43.3	43.0	86	32.0	35.5	30%	33%	34%
Jan-20	99	0.7	0.0	0.8	0.0	23.2	22.0	72	40.8	42.0	14%	17%	17%

<sup>1</sup>Data before - AUG-2018 is previously reported data from the legacy data systems and includes both WSH and RTF data for those months in this table. Data from AUG-2018 onward, is updated data pulled from the new BHA - Forensic Data System, is based on the number of periods individuals waited for competency services in jail, and only includes WSH data for those months in this table.

<sup>2</sup>Court Orders Signed is the number of court orders signed in the specified month and any additional in-jail stays (i.e., periods of waiting for competency services in jail) starting in the specified month because a class member entered jail from the community while awaiting a court-ordered competency service.

<sup>3</sup>Days from order signature to<sup>3</sup> represents the number of days from the beginning of a period of waiting in jail for competency services to the specified timeframe (i.e., hospital receipt of order, hospital receipt of discovery, end of reporting month of incomplete referrals, and completion (or the end of a period of waiting in jail for competency services)).

<sup>4</sup>Court Orders Completed is the number of cases completed in the month specified. Cases are completed if the client is admitted for services, the order is withdrawn or dismissed, or the client is no longer waiting for services in jail. Counts prior to AUG-18 are taken from previously reported classmember populations provided with monthly court report submissions. Counts since AUG-18 are from data recorded in the BHA Forensic Data System.

<sup>5</sup>From AUG-2018 onward, the following data elements exclude periods of waiting for competency services in jail that have not yet ended: completion and the percent completed variables. Once the waiting period has ended, those cases will be included in the wait-time and percents.

<sup>6</sup>From April 2015 April 2017, the inpatient evaluation and restoration compliance deadline was within 7 days from court order signature date. As of May 2017, DSHS compliance data are calculated and summarized in this table based on the modified deadline for inpatient competency evaluation and restoration services outlined in the order DSHS received on 4/26/2017 adopting the Mediated Settlement Agreement, Dkt. # 389, stating: "DSHS shall complete inpatient competency evaluation and restorations within the shorter of either a) 7 days from receipt of order or b) 14 days from signature of order". To comply with the new requirements, this report captures two additional sets of compliance information beginning in May, 2017. The first is percentage of orders completed within 7 days from receipt of order (if the order was received within 0 and 7 days from order signature date) (or 7 days from the beginning or notification of a period of waiting in jail). The second is percentage of all orders completed within either of the two compliance deadlines: 7 days from receipt of order (if the order was received within 0 and 7 days from order signature date) (or 7 days from the beginning or notification of a period of waiting in jail) or 14 days from order signature date (if the order was received after 7 days from order signature date).

**Table 4b.** Class Member Status Residential Treatment Facilities – Inpatient Competency Restoration Services

TABLE 4. Class Member Status Residential Treatment Facilities – Inpatient Competency Services (Restorations) <sup>1</sup>													
MONTH	Court Orders Signed <sup>2</sup>	Days from order signature to <sup>3</sup> :						Court Orders Completed <sup>4</sup>	Days from order signed to completion <sup>5</sup>		Percent complete within 7 days from order signature date <sup>5,6</sup>	Percent completed within 7 days from receipt of order <sup>5,6</sup>	Percent completed within 7 days from receipt of order or within 14 days from order signature date <sup>5,6</sup>
		hospital receipt of order		hospital receipt of discovery		end of reporting month for incomplete referrals			Average	Median			
		Average	Median	Average	Median	Average	Median						
Jan-19	27	2.2	0.0	2.7	0.0	n/a	n/a	28	61.9	67.5	14%	11%	14%
Feb-19	22	0.9	0.0	1.3	0.0	n/a	n/a	25	56.2	63.0	20%	20%	20%
Mar-19	32	0.8	0.0	1.2	0.0	n/a	n/a	34	42.0	42.0	21%	21%	21%
Apr-19	39	1.7	0.0	1.8	0.0	n/a	n/a	33	32.7	40.0	30%	27%	30%
May-19	30	2.4	0.0	2.1	0.0	n/a	n/a	33	39.9	46.0	18%	18%	21%
Jun-19	29	2.1	0.0	2.2	0.0	n/a	n/a	26	41.6	48.5	19%	19%	19%
Jul-19	30	2.1	0.0	2.1	0.0	n/a	n/a	40	41.5	45.5	18%	18%	20%
Aug-19	41	2.1	0.0	2.1	0.0	n/a	n/a	28	39.9	43.5	25%	25%	25%
Sep-19	22	1.5	0.0	1.6	0.0	n/a	n/a	27	49.4	57.0	15%	15%	15%
Oct-19	37	1.4	0.0	1.5	0.0	n/a	n/a	43	43.5	49.0	14%	14%	14%
Nov-19	47	1.2	0.0	1.3	0.0	n/a	n/a	38	27.5	31.5	32%	32%	32%
Dec-19	29	1.3	0.0	1.5	0.0	n/a	n/a	37	26.1	27.0	24%	24%	24%
Jan-20	12	0.5	0.0	0.6	0.0	n/a	n/a	44	40.0	42.0	5%	5%	5%

<sup>1</sup>Data before - AUG-2018 is not included because during those months, the RTF data was combined with the WSH data. Data from AUG-2018 onward, is updated data pulled from the new BHA - Forensic Data System and is based on the number of periods individuals waited for competency services in jail.

<sup>2</sup>Court Orders Signed is the number of court orders signed in the specified month and any additional in-jail stays (i.e., periods of waiting for competency services in jail) starting in the specified month because a class member entered jail from the community while awaiting a court-ordered competency service.

<sup>3</sup>Days from order signature to<sup>3</sup> represents the number of days from the beginning of a period of waiting in jail for competency services to the specified timeframe (i.e., hospital receipt of order, hospital receipt of discovery, end of reporting month of incomplete referrals, and completion (or the end of a period of waiting in jail for competency services)).

<sup>4</sup>Court Orders Completed is the number of cases completed in the month specified. Cases are completed if the client is admitted for services, the order is withdrawn or dismissed, or the client is no longer waiting for services in jail. Counts prior to AUG-18 are taken from previously reported classmember populations provided with monthly court report submissions. Counts since AUG-18 are from data recorded in the BHA Forensic Data System.

<sup>5</sup>From AUG-2018 onward, the following data elements exclude periods of waiting for competency services in jail that have not yet ended: completion and the percent completed variables. Once the waiting period has ended, those cases will be included in the wait-time and percents.

<sup>6</sup>From April 2015 April 2017, the inpatient evaluation and restoration compliance deadline was within 7 days from court order signature date. As of May 2017, DSHS compliance data are calculated and summarized in this table based on the modified deadline for inpatient competency evaluation and restoration services outlined in the order DSHS received on 4/26/2017 adopting the Mediated Settlement Agreement, Dkt. # 389, stating: "DSHS shall complete inpatient competency evaluation and restorations within the shorter of either a) 7 days from receipt of order or b) 14 days from signature of order". To comply with the new requirements, this report captures two additional sets of compliance information beginning in May, 2017. The first is percentage of orders completed within 7 days from receipt of order (if the order was received within 0 and 7 days from order signature date) (or 7 days from the beginning or notification of a period of waiting in jail). The second is percentage of all orders completed within either of the two compliance deadlines: 7 days from receipt of order (if the order was received within 0 and 7 days from order signature date) (or 7 days from the beginning or notification of a period of waiting in jail) or 14 days from order signature date (if the order was received after 7 days from order signature date).

**Table 5. Class Member Status Eastern State Hospital – Jail-based Competency Evaluations**

TABLE 5. Class Member Status Eastern State Hospital – Jail-based Competency Evaluations <sup>1</sup>													
MONTH	Court Orders Signed <sup>2</sup>	Days from order signature to <sup>3</sup> :						Court Orders Completed <sup>4</sup>	Days from order signed to completion <sup>5</sup>		within 14 days from order signature date <sup>5,6</sup>	within 14 days from receipt of order <sup>5,6</sup>	within 14 days from receipt of order or 21 days from order signature date <sup>5,6</sup>
		hospital receipt of order		hospital receipt of discovery		end of reporting month for incomplete referrals			Average	Median			
		Average	Median	Average	Median	Average	Median						
Jan-19	67	1.1	0.0	2.2	1.0	n/a	n/a	55	10.6	9.0	73%	75%	78%
Feb-19	61	1.8	0.0	3.0	1.0	n/a	n/a	57	14.3	14.0	60%	70%	70%
Mar-19	73	1.4	0.0	3.0	1.0	n/a	n/a	64	15.5	14.0	59%	70%	72%
Apr-19	69	1.3	0.0	2.6	1.0	n/a	n/a	77	13.0	13.0	68%	71%	77%
May-19	84	1.2	0.0	2.3	1.0	n/a	n/a	77	12.8	13.0	81%	87%	87%
Jun-19	95	1.1	0.0	1.9	1.0	n/a	n/a	95	13.2	14.0	68%	71%	78%
Jul-19	81	1.3	0.0	2.0	1.0	n/a	n/a	86	16.3	15.0	43%	51%	58%
Aug-19	83	0.6	0.0	1.0	0.0	n/a	n/a	87	10.9	10.0	70%	71%	84%
Sep-19	85	0.8	0.0	1.3	1.0	n/a	n/a	75	11.7	12.0	73%	81%	85%
Oct-19	95	1.1	0.0	1.9	1.0	n/a	n/a	101	12.1	13.0	67%	77%	86%
Nov-19	76	0.9	0.0	1.9	1.0	n/a	n/a	75	14.4	13.0	63%	71%	76%
Dec-19	68	0.5	0.0	1.4	1.0	n/a	n/a	82	13.6	14.0	52%	60%	63%
Jan-20	79	0.6	0.0	1.2	1.0	4.0	3.0	75	13.1	13.0	63%	72%	79%

<sup>1</sup>Data before - AUG-2018 is previously reported data from the legacy data systems. Data from AUG-2018 onward, is updated data pulled from the new BHA - Forensic Data System and is based on the number of periods individuals waited for competency services in jail.

<sup>2</sup>Court Orders Signed is the number of court orders signed in the specified month and any additional in-jail stays (i.e., periods of waiting for competency services in jail) starting in the specified month because a class member entered jail from the community while awaiting a court-ordered competency service.

<sup>3</sup>Days from order signature to<sup>3</sup> represents the number of days from the beginning of a period of waiting in jail for competency services to the specified timeframe (i.e., hospital receipt of order, hospital receipt of discovery, end of reporting month of incomplete referrals, and completion (or the end of a period of waiting in jail for competency services)).

<sup>4</sup>Court Orders Completed is the number of cases completed in the month specified. Cases are completed if the report is sent to the court, the order is withdrawn or dismissed, or the client is no longer waiting for services in jail. Counts prior to AUG-18 are taken from previously reported classmember populations provided with monthly court report submissions. Counts since AUG-18 are from data recorded in the BHA Forensic Data System.

<sup>5</sup>From AUG-2018 onward, the following data elements exclude periods of waiting for competency services in jail that have not yet ended: completion and the percent completed variables. Once the waiting period has ended, those cases will be included in the wait-time and percents.

<sup>6</sup>From April 2015 to June 2016, the in-jail evaluation compliance deadline was within 7 days from court order signature date, and from July 2016 to April 2017, the in-jail evaluation compliance deadline was within 14 days from court order signature date. As of May 2017, DSHS compliance data are calculated and summarized in this table based on the modified deadline for in-jail competency evaluations outlined in the order DSHS received on 4/26/2017 adopting the Mediated Settlement Agreement, Dkt. # 389, stating: "DSHS shall complete in-jail competency evaluations within the shorter of either a) 14 days from receipt of order or b) 21 days from signature of order". To comply with the new requirements, this report captures two additional sets of compliance information beginning in May, 2017. The first is percentage of orders completed within 14 days from receipt of order (if the order was received within 0 and 7 days from order signature date) (or 14 days from the beginning or notification of a period of waiting in jail). The second is percentage of all orders completed within either of the two compliance deadlines: 14 days from receipt of order (if the order was received within 0 and 7 days from order signature date) (or 14 days from the beginning or notification of a period of waiting in jail) or 21 days from order signature date (if the order was received after 7 days from order signature date). In addition, starting in August 2018, the in-jail evaluation compliance calculations are adjusted based on Good Cause Extensions granted by the court.

**Table 6. Class Member Status Eastern State Hospital – Inpatient Competency Services**

TABLE 6. Class Member Status Eastern State Hospital – Inpatient Competency Services (Inpatient Evaluations) <sup>1</sup>													
MONTH	Court Orders Signed <sup>2</sup>	Days from order signature to <sup>3</sup> :						Court Orders Completed <sup>4</sup>	Days from order signed to completion <sup>5</sup>		Percent complete within 7 days from order signature date <sup>5,6</sup>	Percent completed within 7 days from receipt of order <sup>5,6</sup>	Percent completed within 7 days from receipt of order or within 14 days from order signature date <sup>5,6</sup>
		hospital receipt of order		hospital receipt of discovery		end of reporting month for incomplete referrals			Average	Median			
		Average	Median	Average	Median	Average	Median						
Jan-19	7	0.3	0.0	1.5	1.0	n/a	n/a	11	24.2	25.0	0%	0%	9%
Feb-19	5	1.2	1.0	1.0	1.0	n/a	n/a	5	17.4	16.0	0%	0%	0%
Mar-19	15	1.6	0.5	2.0	1.0	n/a	n/a	9	12.1	1.0	33%	33%	56%
Apr-19	16	4.1	0.0	4.2	1.0	n/a	n/a	8	22.5	25.5	13%	13%	13%
May-19	10	3.5	0.0	3.6	1.0	n/a	n/a	17	39.3	44.0	6%	6%	6%
Jun-19	9	4.3	0.0	3.7	1.0	n/a	n/a	8	47.1	50.5	0%	0%	0%
Jul-19	10	4.0	0.0	0.5	0.0	n/a	n/a	11	40.3	41.0	0%	0%	9%
Aug-19	9	0.4	0.0	0.5	0.0	n/a	n/a	15	28.7	21.0	20%	20%	20%
Sep-19	13	0.3	0.0	2.0	0.0	n/a	n/a	9	24.7	16.0	11%	11%	22%
Oct-19	6	0.1	0.0	2.0	0.0	n/a	n/a	11	36.8	41.0	0%	0%	9%
Nov-19	10	0.3	0.0	0.4	0.0	n/a	n/a	8	26.4	26.0	13%	13%	13%
Dec-19	13	0.3	0.0	0.6	0.0	38.0	38.0	11	21.6	21.0	18%	18%	36%
Jan-20	11	0.1	0.0	0.4	0.0	17.3	22.0	9	19.2	23.0	11%	11%	11%

<sup>1</sup>Data before - AUG-2018 is previously reported data from the legacy data systems. Data from AUG-2018 onward, is updated data pulled from the new BHA - Forensic Data System and is based on the number of periods individuals waited for competency services in jail.

<sup>2</sup>Court Orders Signed is the number of court orders signed in the specified month and any additional in-jail stays (i.e., periods of waiting for competency services in jail) starting in the specified month because a class member entered jail from the community while awaiting a court-ordered competency service.

<sup>3</sup>"Days from order signature to" represents the number of days from the beginning of a period of waiting in jail for competency services to the specified timeframe (i.e., hospital receipt of order, hospital receipt of discovery, end of reporting month of incomplete referrals, and completion (or the end of a period of waiting in jail for competency services)).

<sup>4</sup>Court Orders Completed is the number of cases completed in the month specified. Cases are completed if the client is admitted for services, the order is withdrawn or dismissed, or the client is no longer waiting for services in jail. Counts prior to AUG-18 are taken from previously reported classmember populations provided with monthly court report submissions. Counts since AUG-18 are from data recorded in the BHA Forensic Data System.

<sup>5</sup>From AUG-2018 onward, the following data elements exclude periods of waiting for competency services in jail that have not yet ended: completion and the percent completed variables. Once the waiting period has ended, those cases will be included in the wait-time and percents.

<sup>6</sup>From April 2015 April 2017, the inpatient evaluation and restoration compliance deadline was within 7 days from court order signature date. As of May 2017, DSHS compliance data are calculated and summarized in this table based on the modified deadline for inpatient competency evaluation and restoration services outlined in the order DSHS received on 4/26/2017 adopting the Mediated Settlement Agreement, Dkt. #389, stating: "DSHS shall complete inpatient competency evaluation and restorations within the shorter of either a) 7 days from receipt of order or b) 14 days from signature of order". To comply with the new requirements, this report captures two additional sets of compliance information beginning in May, 2017. The first is percentage of orders completed within 7 days from receipt of order (if the order was received within 0 and 7 days from order signature date) (or 7 days from the beginning or notification of a period of waiting in jail). The second is percentage of all orders completed within either of the two compliance deadlines: 7 days from receipt of order (if the order was received within 0 and 7 days from order signature date) (or 7 days from the beginning or notification of a period of waiting in jail) or 14 days from order signature date (if the order was received after 7 days from order signature date).

**Table 7. Class Member Status Eastern State Hospital – Inpatient Competency Restoration Services**

**TABLE 7. Class Member Status Eastern State Hospital – Inpatient Competency Services (Restorations)<sup>1</sup>**

MONTH	Court Orders Signed <sup>2</sup>	Days from order signature to <sup>3</sup> :						Court Orders Completed <sup>4</sup>	Days from order signed to completion <sup>5</sup>		Percent complete within 7 days from order signature date <sup>5,6</sup>	Percent completed within 7 days from receipt of order <sup>5,6</sup>	Percent completed within 7 days from receipt of order or within 14 days from order signature date <sup>5,6</sup>
		hospital receipt of order		hospital receipt of discovery		end of reporting month for incomplete referrals			Average	Median			
		Average	Median	Average	Median	Average	Median						
Jan-19	23	0.8	0.0	0.9	0.0	n/a	n/a	25	24.8	28.0	28%	24%	28%
Feb-19	32	1.0	0.0	0.9	0.0	n/a	n/a	22	19.8	15.0	32%	32%	32%
Mar-19	23	0.7	0.0	0.6	0.0	n/a	n/a	22	17.5	21.5	27%	27%	27%
Apr-19	29	0.8	0.0	0.7	0.0	n/a	n/a	24	31.4	35.0	25%	25%	33%
May-19	21	1.1	1.0	1.1	0.5	n/a	n/a	20	39.3	47.0	10%	10%	15%
Jun-19	26	0.5	0.0	0.9	0.0	n/a	n/a	24	37.3	48.0	21%	21%	25%
Jul-19	28	0.7	0.0	1.2	0.0	n/a	n/a	30	34.1	44.0	23%	23%	27%
Aug-19	21	0.8	0.0	1.4	0.0	n/a	n/a	23	35.7	48.0	30%	30%	30%
Sep-19	22	0.6	0.0	1.1	0.0	n/a	n/a	28	36.0	47.0	32%	32%	32%
Oct-19	28	0.8	0.0	0.8	0.0	n/a	n/a	28	31.3	40.0	32%	32%	36%
Nov-19	19	1.9	0.0	2.1	0.0	n/a	n/a	19	33.3	42.0	21%	21%	26%
Dec-19	31	2.6	1.0	3.1	1.0	43.8	42.5	21	30.4	40.0	29%	29%	29%
Jan-20	16	2.6	1.0	3.2	1.0	27.2	28.0	20	37.8	40.0	0%	0%	0%

<sup>1</sup>Data before - AUG-2018 is previously reported data from the legacy data systems. Data from AUG-2018 onward, is updated data pulled from the new BHA - Forensic Data System and is based on the number of periods individuals waited for competency services in jail.

<sup>2</sup>Court Orders Signed is the number of court orders signed in the specified month and any additional in-jail stays (i.e., periods of waiting for competency services in jail) starting in the specified month because a class member entered jail from the community while awaiting a court-ordered competency service.

<sup>3</sup>"Days from order signature to" represents the number of days from the beginning of a period of waiting in jail for competency services to the specified timeframe (i.e., hospital receipt of order, hospital receipt of discovery, end of reporting month of incomplete referrals, and completion (or the end of a period of waiting in jail for competency services)).

<sup>4</sup>Court Orders Completed is the number of cases completed in the month specified. Cases are completed if the client is admitted for services, the order is withdrawn or dismissed, or the client is no longer waiting for services in jail. Counts prior to AUG-18 are taken from previously reported classmember populations provided with monthly court report submissions. Counts since AUG-18 are from data recorded in the BHA Forensic Data System.

<sup>5</sup>From AUG-2018 onward, the following data elements exclude periods of waiting for competency services in jail that have not yet ended: completion and the percent completed variables. Once the waiting period has ended, those cases will be included in the wait-time and percents.

<sup>6</sup>From April 2015 April 2017, the inpatient evaluation and restoration compliance deadline was within 7 days from court order signature date. As of May 2017, DSHS compliance data are calculated and summarized in this table based on the modified deadline for inpatient competency evaluation and restoration services outlined in the order DSHS received on 4/26/2017 adopting the Mediated Settlement Agreement, Dkt. # 389, stating: "DSHS shall complete inpatient competency evaluation and restorations within the shorter of either a) 7 days from receipt of order or b) 14 days from signature of order". To comply with the new requirements, this report captures two additional sets of compliance information beginning in May, 2017. The first is percentage of orders completed within 7 days from receipt of order (if the order was received within 0 and 7 days from order signature date) (or 7 days from the beginning or notification of a period of waiting in jail). The second is percentage of all orders completed within either of the two compliance deadlines: 7 days from receipt of order (if the order was received within 0 and 7 days from order signature date) (or 7 days from the beginning or notification of a period of waiting in jail) or 14 days from order signature date (if the order was received after 7 days from order signature date).

**Table 8. Class Member Status at WSH and ESH (Totals) – Jail-based Competency Evaluations**

TABLE 8. Class Member Status at WSH and ESH (Totals) – Jail-based Competency Evaluations <sup>1</sup>													
MONTH	Court Orders Signed <sup>2</sup>	Days from order signature to <sup>3</sup> :						Court Orders Completed <sup>4</sup>	Days from order signed to completion <sup>5</sup>		within 14 days from order signature date <sup>5,6</sup>	within 14 days from receipt of order <sup>5,6</sup>	within 14 days from receipt of order or 21 days from order signature date <sup>5,6</sup>
		hospital receipt of order		hospital receipt of discovery		end of reporting month for incomplete referrals			Average	Median			
		Average	Median	Average	Median	Average	Median						
Jan-19	358	0.4	0.0	0.8	0.0	n/a	n/a	317	11.1	12.0	81%	84%	85%
Feb-19	294	0.8	0.0	1.4	0.0	n/a	n/a	287	12.9	12.0	75%	80%	82%
Mar-19	381	0.7	0.0	1.3	0.0	n/a	n/a	358	12.6	12.5	79%	83%	85%
Apr-19	391	0.6	0.0	1.0	0.0	n/a	n/a	424	12.0	12.0	80%	83%	84%
May-19	411	0.7	0.0	1.1	0.0	n/a	n/a	398	12.4	13.0	79%	84%	85%
Jun-19	401	0.8	0.0	1.2	0.0	n/a	n/a	375	13.0	13.0	73%	79%	82%
Jul-19	469	0.7	0.0	1.2	0.0	n/a	n/a	465	13.0	13.0	69%	74%	76%
Aug-19	451	0.7	0.0	1.0	0.0	n/a	n/a	447	11.6	12.0	79%	83%	88%
Sep-19	379	0.6	0.0	1.0	0.0	n/a	n/a	403	12.0	12.0	82%	86%	88%
Oct-19	506	0.8	0.0	1.1	0.0	n/a	n/a	475	11.6	12.0	81%	86%	90%
Nov-19	383	0.8	0.0	1.2	0.0	n/a	n/a	401	13.0	13.0	75%	82%	86%
Dec-19	405	0.5	0.0	0.9	0.0	n/a	n/a	427	12.8	13.0	66%	73%	75%
Jan-20	468	0.5	0.0	0.7	0.0	4.0	3.0	434	12.4	13.0	74%	79%	84%

<sup>1</sup>Data before - AUG-2018 is previously reported data from the legacy data systems. Data from AUG-2018 onward, is updated data pulled from the new BHA - Forensic Data System and is based on the number of periods individuals waited for competency services in jail.

<sup>2</sup>Court Orders Signed is the number of court orders signed in the specified month and any additional in-jail stays (i.e., periods of waiting for competency services in jail) starting in the specified month because a class member entered jail from the community while awaiting a court-ordered competency service.

<sup>3</sup>Days from order signature to<sup>3</sup> represents the number of days from the beginning of a period of waiting in jail for competency services to the specified timeframe (i.e., hospital receipt of order, hospital receipt of discovery, end of reporting month of incomplete referrals, and completion (or the end of a period of waiting in jail for competency services)).

<sup>4</sup>Court Orders Completed is the number of cases completed in the month specified. Cases are completed if the report is sent to the court, the order is withdrawn or dismissed, or the client is no longer waiting for services in jail. Counts prior to AUG-18 are taken from previously reported classmember populations provided with monthly court report submissions. Counts since AUG-18 are from data recorded in the BHA Forensic Data System.

<sup>5</sup>From AUG-2018 onward, the following data elements exclude periods of waiting for competency services in jail that have not yet ended: completion and the percent completed variables. Once the waiting period has ended, those cases will be included in the wait-time and percents.

<sup>6</sup>From April 2015 to June 2016, the in-jail evaluation compliance deadline was within 7 days from court order signature date, and from July 2016 to April 2017, the in-jail evaluation compliance deadline was within 14 days from court order signature date. As of May 2017, DSHS compliance data are calculated and summarized in this table based on the modified deadline for in-jail competency evaluations outlined in the order DSHS received on 4/26/2017 adopting the Mediated Settlement Agreement, Dkt. # 389, stating: "DSHS shall complete in-jail competency evaluations within the shorter of either a) 14 days from receipt of order or b) 21 days from signature of order". To comply with the new requirements, this report captures two additional sets of compliance information beginning in May, 2017. The first is percentage of orders completed within 14 days from receipt of order (if the order was received within 0 and 7 days from order signature date) (or 14 days from the beginning or notification of a period of waiting in jail). The second is percentage of all orders completed within either of the two compliance deadlines: 14 days from receipt of order (if the order was received within 0 and 7 days from order signature date) (or 14 days from the beginning or notification of a period of waiting in jail) or 21 days from order signature date (if the order was received after 7 days from order signature date). In addition, starting in August 2018, the in-jail evaluation compliance calculations are adjusted based on Good Cause Extensions granted by the court.



**Table 9. Class Member Status at WSH and ESH State Hospital (Totals) – Inpatient Competency Evaluation**

TABLE 9. Class Member Status at WSH and ESH State Hospital (Totals) – Inpatient Services (Inpatient Evaluations) <sup>1</sup>													
MONTH	Court Orders Signed <sup>2</sup>	Days from order signature to <sup>3</sup> :						Court Orders Completed <sup>4</sup>	Days from order signed to completion <sup>5</sup>		Percent complete within 7 days from order signature date <sup>5,6</sup>	Percent completed within 7 days from receipt of order <sup>5,6</sup>	Percent completed within 7 days from receipt of order or within 14 days from order signature date <sup>5,6</sup>
		hospital receipt of order		hospital receipt of discovery		end of reporting month for incomplete referrals			Average	Median			
		Average	Median	Average	Median	Average	Median						
Jan-19	23	2.0	0.0	2.6	1.0	n/a	n/a	26	29.1	29.0	8%	8%	12%
Feb-19	16	2.8	0.0	2.9	0.0	n/a	n/a	17	33.8	38.0	6%	6%	6%
Mar-19	26	2.6	0.0	3.0	0.0	n/a	n/a	28	22.8	20.5	29%	29%	36%
Apr-19	27	4.7	0.0	4.9	1.0	n/a	n/a	18	23.8	21.0	11%	11%	11%
May-19	25	3.6	0.0	4.1	1.0	n/a	n/a	22	35.5	41.0	9%	9%	9%
Jun-19	20	3.6	0.0	4.4	1.0	n/a	n/a	20	37.2	42.0	5%	5%	5%
Jul-19	14	4.8	0.0	4.4	0.0	n/a	n/a	21	43.3	42.0	0%	0%	5%
Aug-19	27	2.6	0.0	3.6	0.0	n/a	n/a	26	36.8	46.0	15%	15%	15%
Sep-19	21	0.9	0.0	1.6	0.0	n/a	n/a	21	42.7	36.0	10%	10%	14%
Oct-19	8	0.2	0.0	1.1	0.0	n/a	n/a	22	43.7	46.5	5%	5%	9%
Nov-19	17	0.6	0.0	0.7	0.0	n/a	n/a	15	30.5	26.0	7%	7%	7%
Dec-19	15	0.5	0.0	0.7	0.0	38.0	38.0	17	27.0	30.0	12%	12%	24%
Jan-20	19	0.4	0.0	0.7	0.0	15.1	16.0	12	20.1	23.0	8%	8%	8%

<sup>1</sup>Data before - AUG-2018 is previously reported data from the legacy data systems. Data from AUG-2018 onward, is updated data pulled from the new BHA - Forensic Data System and is based on the number of periods individuals waited for competency services in jail.

<sup>2</sup>Court Orders Signed is the number of court orders signed in the specified month and any additional in-jail stays (i.e., periods of waiting for competency services in jail) starting in the specified month because a class member entered jail from the community while awaiting a court-ordered competency service.

<sup>3</sup>"Days from order signature to" represents the number of days from the beginning of a period of waiting in jail for competency services to the specified timeframe (i.e., hospital receipt of order, hospital receipt of discovery, end of reporting month of incomplete referrals, and completion (or the end of a period of waiting in jail for competency services)).

<sup>4</sup>Court Orders Completed is the number of cases completed in the month specified. Cases are completed if the client is admitted for services, the order is withdrawn or dismissed, or the client is no longer waiting for services in jail. Counts prior to AUG-18 are taken from previously reported classmember populations provided with monthly court report submissions. Counts since AUG-18 are from data recorded in the BHA Forensic Data System.

<sup>5</sup>From AUG-2018 onward, the following data elements exclude periods of waiting for competency services in jail that have not yet ended: completion and the percent completed variables. Once the waiting period has ended, those cases will be included in the wait-time and percents.

<sup>6</sup>From April 2015 April 2017, the inpatient evaluation and restoration compliance deadline was within 7 days from court order signature date. As of May 2017, DSHS compliance data are calculated and summarized in this table based on the modified deadline for inpatient competency evaluation and restoration services outlined in the order DSHS received on 4/26/2017 adopting the Mediated Settlement Agreement, Dkt. #389, stating: "DSHS shall complete inpatient competency evaluation and restorations within the shorter of either a) 7 days from receipt of order or b) 14 days from signature of order". To comply with the new requirements, this report captures two additional sets of compliance information beginning in May, 2017. The first is percentage of orders completed within 7 days from receipt of order (if the order was received within 0 and 7 days from order signature date) (or 7 days from the beginning or notification of a period of waiting in jail). The second is percentage of all orders completed within either of the two compliance deadlines: 7 days from receipt of order (if the order was received within 0 and 7 days from order signature date) (or 7 days from the beginning or notification of a period of waiting in jail) or 14 days from order signature date (if the order was received after 7 days from order signature date).

**Table 10. Class Member Status at WSH and ESH State Hospital, and RTFs (Totals) – Inpatient Competency Restoration Services**

TABLE 10. Class Member Status at WSH and ESH State Hospital, and RTFs (Totals) – Inpatient Services (Restorations) <sup>1</sup>													
MONTH	Court Orders Signed <sup>2</sup>	Days from order signature to <sup>3</sup> :						Court Orders Completed <sup>4</sup>	Days from order signed to completion <sup>5</sup>		Percent complete within 7 days from order signature date <sup>5,6</sup>	Percent completed within 7 days from receipt of order <sup>5,6</sup>	Percent completed within 7 days from receipt of order or within 14 days from order signature date <sup>5,6</sup>
		hospital receipt of order		hospital receipt of discovery		end of reporting month for incomplete referrals			Average	Median			
		Average	Median	Average	Median	Average	Median						
Jan-19	132	1.8	0.0	2.0	0.0	n/a	n/a	135	48.9	40.0	24%	24%	25%
Feb-19	139	0.9	0.0	1.0	0.0	n/a	n/a	130	44.5	37.5	23%	25%	25%
Mar-19	143	1.2	0.0	1.3	0.0	n/a	n/a	166	36.5	30.5	20%	21%	22%
Apr-19	161	1.7	0.0	1.7	0.0	n/a	n/a	124	33.9	35.0	29%	28%	31%
May-19	140	2.8	0.0	2.8	0.0	n/a	n/a	140	39.4	42.0	19%	19%	20%
Jun-19	139	2.7	0.0	2.9	0.0	n/a	n/a	159	43.8	49.0	18%	19%	20%
Jul-19	121	2.9	0.0	3.3	0.0	n/a	n/a	142	37.7	42.0	23%	23%	25%
Aug-19	143	2.8	0.0	3.2	0.0	n/a	n/a	125	39.1	45.0	26%	27%	28%
Sep-19	117	3.2	0.0	3.5	0.0	n/a	n/a	138	43.8	45.5	21%	22%	22%
Oct-19	171	3.0	0.0	3.2	0.0	n/a	n/a	175	34.6	41.0	26%	28%	29%
Nov-19	134	2.3	0.0	2.3	0.0	69.5	69.5	127	29.5	30.0	26%	27%	28%
Dec-19	154	1.8	0.0	1.8	0.0	43.4	43.0	144	30.2	33.0	28%	30%	31%
Jan-20	127	1.0	0.0	1.1	0.0	23.9	23.0	136	40.1	41.0	9%	10%	10%

<sup>1</sup>Data before - AUG-2018 is previously reported data from the legacy data systems. Data from AUG-2018 onward, is updated data pulled from the new BHA - Forensic Data System and is based on the number of periods individuals waited for competency services in jail.

<sup>2</sup>Court Orders Signed is the number of court orders signed in the specified month and any additional in-jail stays (i.e., periods of waiting for competency services in jail) starting in the specified month because a class member entered jail from the community while awaiting a court-ordered competency service.

<sup>3</sup>Days from order signature to<sup>3</sup> represents the number of days from the beginning of a period of waiting in jail for competency services to the specified timeframe (i.e., hospital receipt of order, hospital receipt of discovery, end of reporting month of incomplete referrals, and completion (or the end of a period of waiting in jail for competency services)).

<sup>4</sup>Court Orders Completed is the number of cases completed in the month specified. Cases are completed if the client is admitted for services, the order is withdrawn or dismissed, or the client is no longer waiting for services in jail. Counts prior to AUG-18 are taken from previously reported classmember populations provided with monthly court report submissions. Counts since AUG-18 are from data recorded in the BHA Forensic Data System.

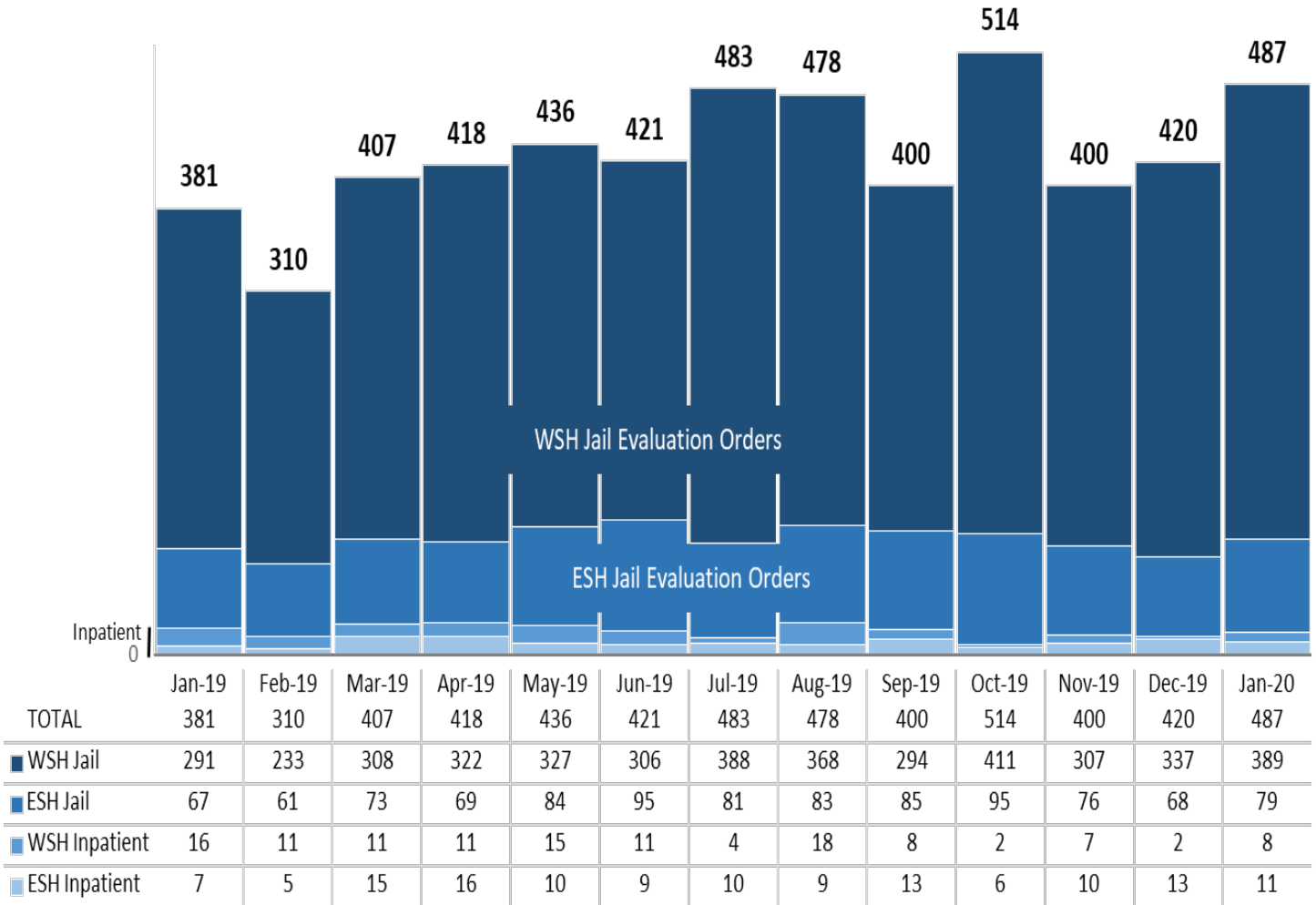
<sup>5</sup>From AUG-2018 onward, the following data elements exclude periods of waiting for competency services in jail that have not yet ended: completion and the percent completed variables. Once the waiting period has ended, those cases will be included in the wait-time and percents.

<sup>6</sup>From April 2015 April 2017, the inpatient evaluation and restoration compliance deadline was within 7 days from court order signature date. As of May 2017, DSHS compliance data are calculated and summarized in this table based on the modified deadline for inpatient competency evaluation and restoration services outlined in the order DSHS received on 4/26/2017 adopting the Mediated Settlement Agreement, Dkt. # 389, stating: "DSHS shall complete inpatient competency evaluation and restorations within the shorter of either a) 7 days from receipt of order or b) 14 days from signature of order". To comply with the new requirements, this report captures two additional sets of compliance information beginning in May, 2017. The first is percentage of orders completed within 7 days from receipt of order (if the order was received within 0 and 7 days from order signature date) (or 7 days from the beginning or notification of a period of waiting in jail). The second is percentage of all orders completed within either of the two compliance deadlines: 7 days from receipt of order (if the order was received within 0 and 7 days from order signature date) (or 7 days from the beginning or notification of a period of waiting in jail) or 14 days from order signature date (if the order was received after 7 days from order signature date).

## CLASS MEMBER STATUS DATA GRAPHS

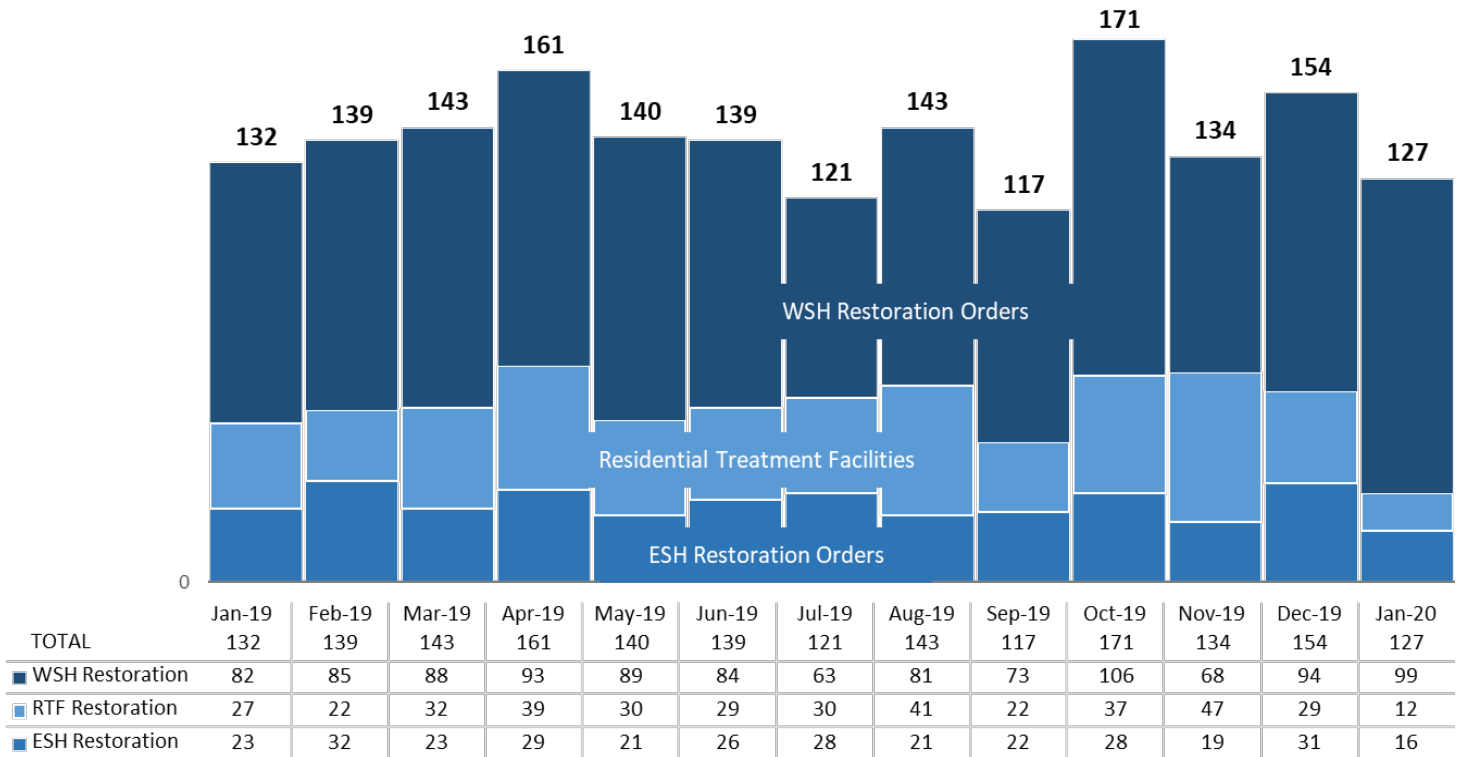
The following Figures, Figures 1-6, present “first look” January data. The data are subject to change as they mature over a longer time horizon.

**Figure 1. Signed Evaluation Orders for Trueblood Class Members**



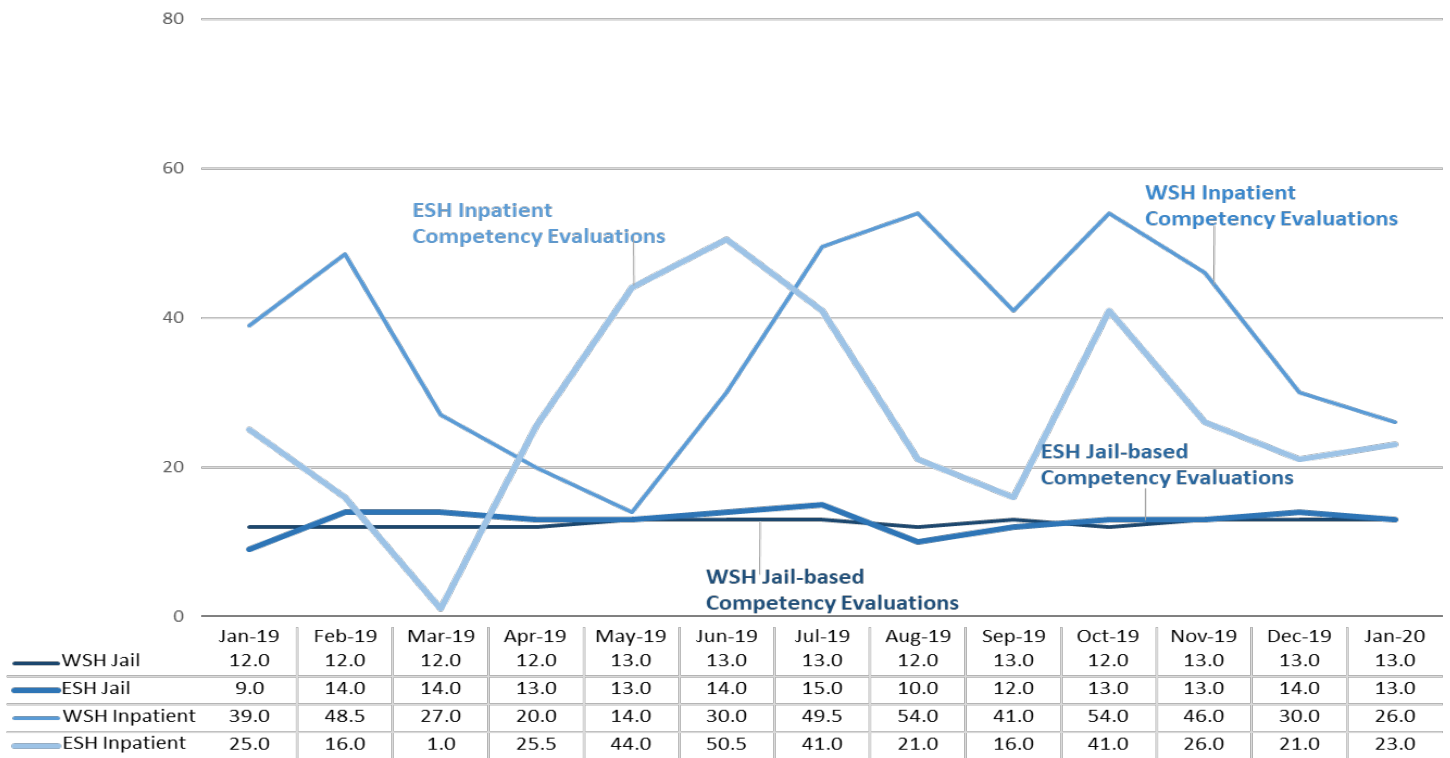
SOURCE: DSHS Facilities, Finance, and Analytics Administration, Research and Data Analysis Division, Forensic Data System, February 2020.

**Figure 2. Signed Restoration Orders for Trueblood Class Members**



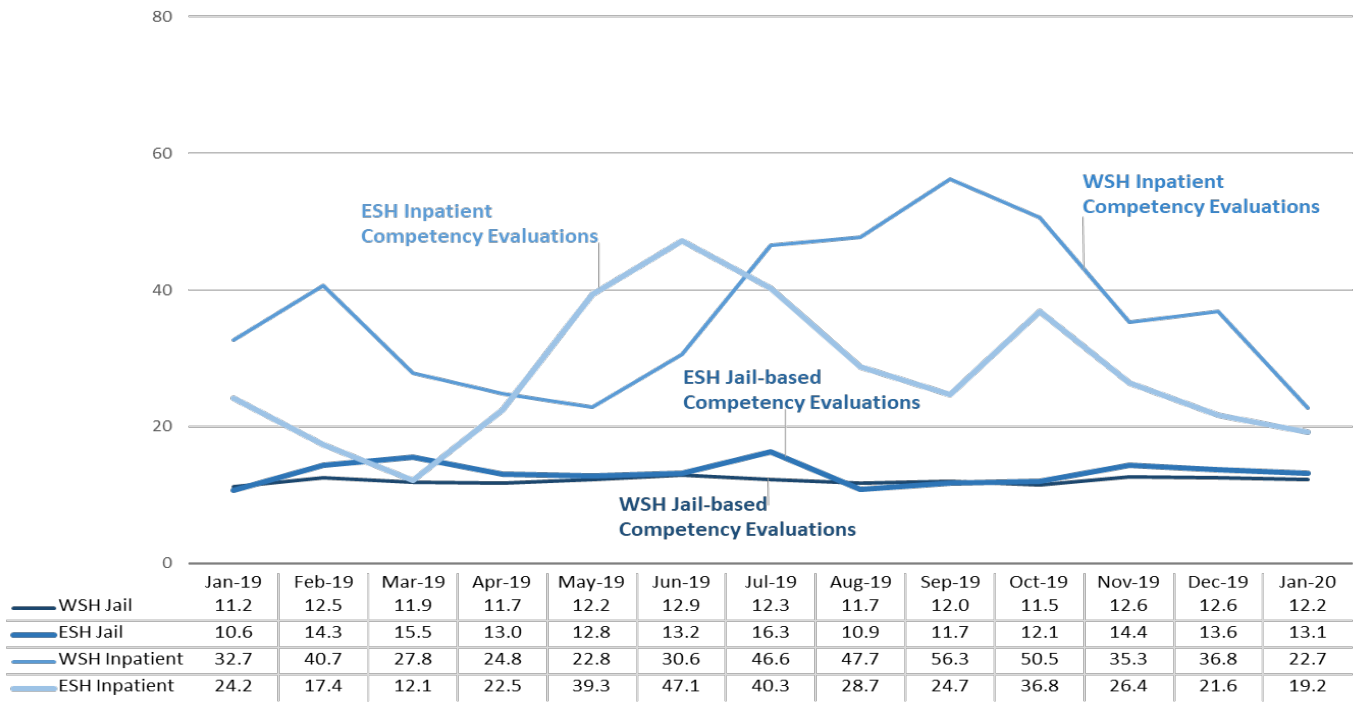
SOURCE: DSHS Facilities, Finance, and Analytics Administration, Research and Data Analysis Division, Forensic Data System, February 2020.

**Figure 3. Median Days from Court Order Signature to Completed Evaluation**



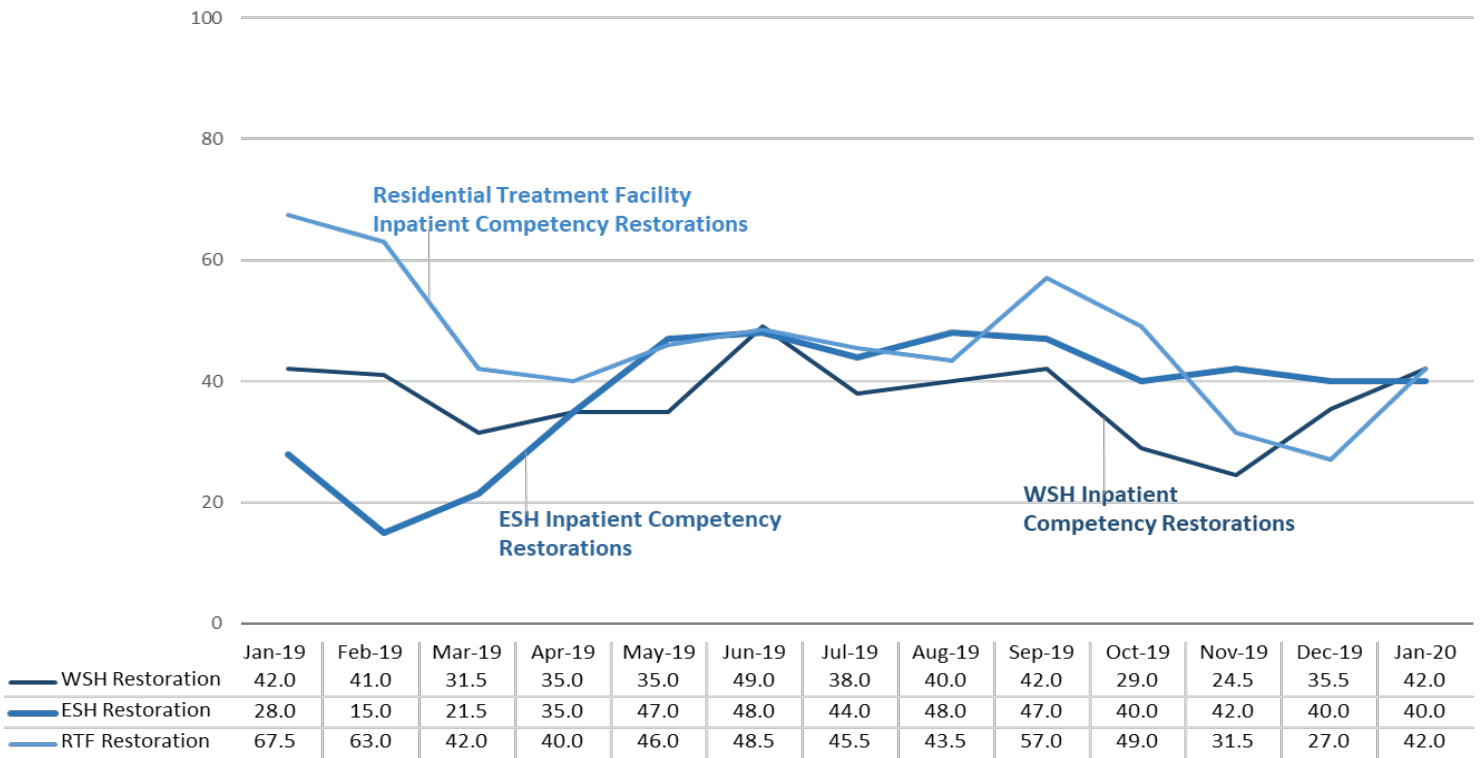
SOURCE: DSHS Facilities, Finance, and Analytics Administration, Research and Data Analysis Division, Forensic Data System, February 2020.

**Figure 4. Average Days from Court Order Signature to Completed Evaluation**



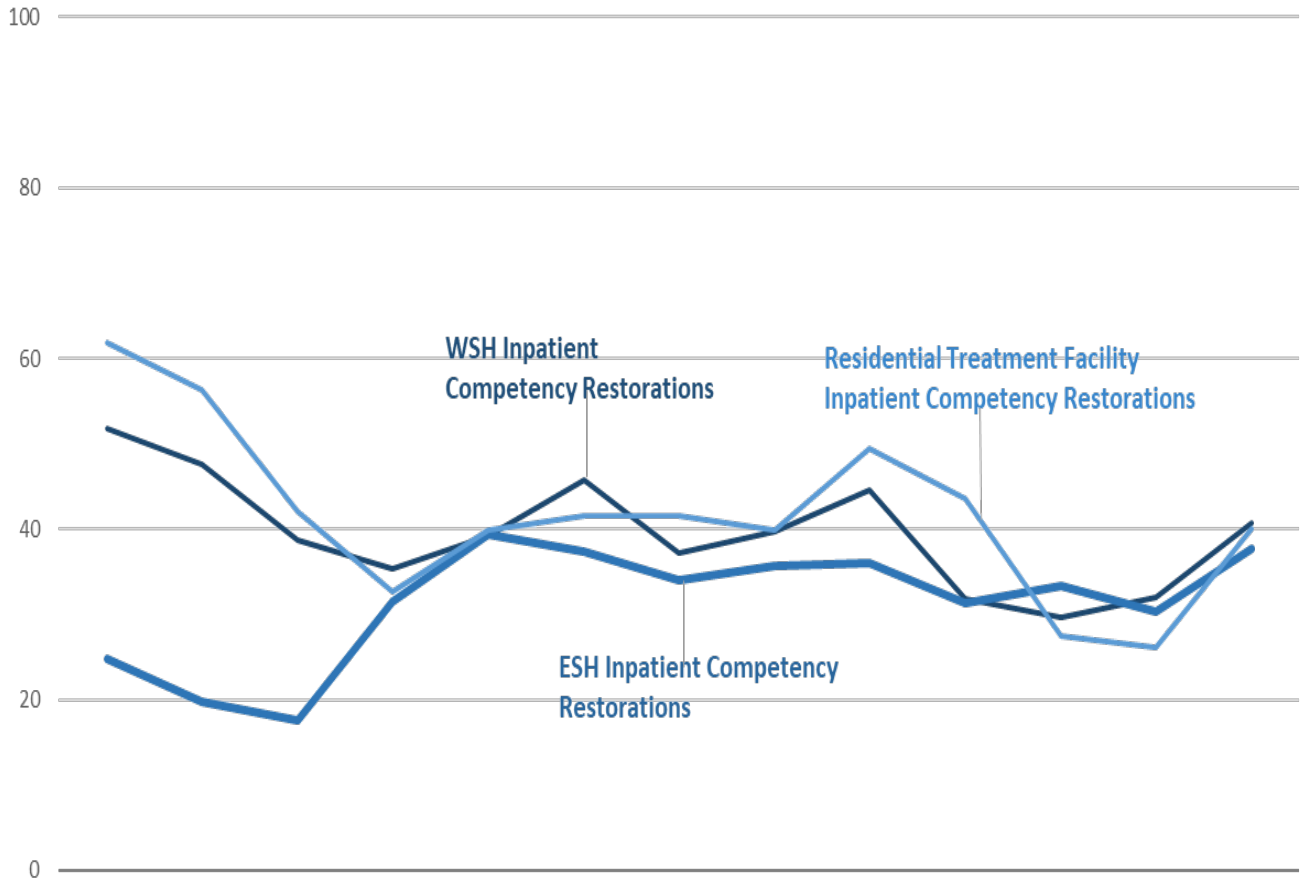
SOURCE: DSHS Facilities, Finance, and Analytics Administration, Research and Data Analysis Division, Forensic Data System, February 2020.

**Figure 5. Median Days from Court Order Signature to Completed Restoration**



SOURCE: DSHS Facilities, Finance, and Analytics Administration, Research and Data Analysis Division, Forensic Data System, February 2020.

**Figure 6. Average Days from Court Order Signature to Completed Restoration**



	Jan-19	Feb-19	Mar-19	Apr-19	May-19	Jun-19	Jul-19	Aug-19	Sep-19	Oct-19	Nov-19	Dec-19	Jan-20
WSH Restoration	51.7	47.5	38.7	35.3	39.2	45.8	37.2	39.8	44.5	31.8	29.6	32.0	40.8
ESH Restoration	24.8	19.8	17.5	31.4	39.3	37.3	34.1	35.7	36.0	31.3	33.3	30.4	37.8
RTF Restoration	61.9	56.2	42.0	32.7	39.9	41.6	41.5	39.9	49.4	43.5	27.5	26.1	40.0

SOURCE: DSHS Facilities, Finance, and Analytics Administration, Research and Data Analysis Division, Forensic Data System, February 2020.

**TABLES 11-13: SUMMARY OF JAIL EVALUATIONS, IN-PATIENT EVALUATIONS, AND RESTORATIONS BY MONTH SINCE FEBRUARY 2016**

The data presented in this section, from Tables 11-13 (percent days or less), are based on the month that the Court Order was signed and will therefore be different from the data shown previously in Tables 2-10, which are based on the month the order packet was completed. January numbers are first look, and percentages may change as many cases (those with orders at the end of the month) will close within the seven or fourteen day window. A rolling thirteen months is displayed in Tables 11-13.

**Table 11. Total Completed Jail Evaluation Orders by Month Court Order Signed**

BY START MONTH							
TABLE 11. TOTAL COMPLETED JAIL EVALUATION ORDERS BY MONTH COURT ORDER SIGNED <sup>1</sup>							
MONTH	Court Orders Signed <sup>2</sup>	14 DAYS OR LESS FROM ORDER SIGNATURE DATE <sup>3</sup>	PERCENT 14 DAYS OR LESS FROM ORDER SIGNATURE DATE <sup>3</sup>	ORDERS COMPLETED WITHIN 14 DAYS FROM RECEIPT OF ORDER <sup>3,4</sup>	PERCENT COMPLETED WITHIN 14 DAYS FROM RECEIPT OF ORDER <sup>3,4</sup>	ORDERS COMPLETED WITHIN 14 DAYS FROM RECEIPT OF ORDER OR WITHIN 21 DAYS FROM ORDER SIGNATURE DATE <sup>3,4</sup>	PERCENT COMPLETED WITHIN 14 DAYS FROM RECEIPT OF ORDER OR WITHIN 21 DAYS FROM ORDER SIGNATURE DATE <sup>3,4</sup>
Jan-19	358	284	79%	301	84%	306	85%
Feb-19	294	227	77%	244	83%	248	84%
Mar-19	381	299	78%	310	81%	312	82%
Apr-19	391	317	81%	331	85%	339	87%
May-19	411	303	74%	325	79%	330	80%
Jun-19	401	289	72%	307	77%	318	79%
Jul-19	469	347	74%	367	78%	380	81%
Aug-19	451	352	78%	380	84%	401	89%
Sep-19	379	318	84%	332	88%	340	90%
Oct-19	506	398	79%	423	84%	446	88%
Nov-19	383	252	66%	286	75%	296	77%
Dec-19	405	287	71%	306	76%	323	80%
Jan-20	468	266	57%	283	60%	293	63%

<sup>1</sup>Data before - AUG-2018 is previously reported data from the legacy data systems. Data from AUG-2018 onward, is updated data pulled from the new BHA - Forensic Data System and is based on the number of periods individuals waited for competency services in jail.

<sup>2</sup>Court Orders Signed is the number of court orders signed in the specified month and any additional in-jail stays (i.e., periods of waiting for competency services in jail) starting in the specified month because a class member entered jail from the community while awaiting a court-ordered competency service.

<sup>3</sup>From AUG-2018 onward, the following data elements exclude periods of waiting for competency services in jail that have not yet ended: orders completed and percent completed variables. Once the waiting period has ended, those cases will be included in the wait-time and percents.

<sup>4</sup>From April 2015 to June 2016, the in-jail evaluation compliance deadline was within 7 days from court order signature date, and from July 2016 to April 2017, the in-jail evaluation compliance deadline was within 14 days from court order signature date. As of May 2017, DSHS compliance data are calculated and summarized in this table based on the modified deadline for in-jail competency evaluations outlined in the order DSHS received on 4/26/2017 adopting the Mediated Settlement Agreement, Dkt. # 389, stating: "DSHS shall complete in-jail competency evaluations within the shorter of either a) 14 days from receipt of order or b) 21 days from signature of order". To comply with the new requirements, this report captures two additional sets of compliance information beginning in May, 2017. The first is percentage of orders completed within 14 days from receipt of order (if the order was received within 0 and 7 days from order signature date) (or 14 days from the beginning or notification of a period of waiting in jail). The second is percentage of all orders completed within either of the two compliance deadlines: 14 days from receipt of order (if the order was received within 0 and 7 days from order signature date) (or 14 days from the beginning or notification of a period of waiting in jail) or 21 days from order signature date (if the order was received after 7 days from order signature date). In addition, starting in August 2018, the in-jail evaluation compliance calculations are adjusted based on Good Cause Extensions granted by the court.

**Table 12. Total Completed Inpatient Evaluation Orders by Month Court Order Signed**

TABLE 12. TOTAL COMPLETED INPATIENT EVALUATION ORDERS BY MONTH COURT ORDER SIGNED <sup>1,2</sup>							
MONTH	Court Orders Signed <sup>1</sup>	7 DAYS OR LESS FROM ORDER SIGNATURE DATE	PERCENT 7 DAYS OR LESS FROM ORDER SIGNATURE DATE	ORDERS COMPLETED WITHIN 7 DAYS FROM RECEIPT OF ORDER <sup>1,2</sup>	PERCENT COMPLETED WITHIN 7 DAYS FROM RECEIPT OF ORDER <sup>1,2</sup>	ORDERS COMPLETED WITHIN 7 DAYS FROM RECEIPT OF ORDER OR WITHIN 14 DAYS FROM ORDER SIGNATURE DATE <sup>1,2</sup>	PERCENT COMPLETED WITHIN 7 DAYS FROM RECEIPT OF ORDER OR WITHIN 14 DAYS FROM ORDER SIGNATURE DATE <sup>1,2</sup>
Jan-19	23	2	9%	2	9%	3	13%
Feb-19	16	2	13%	2	13%	2	13%
Mar-19	26	7	27%	7	27%	9	35%
Apr-19	27	2	7%	2	7%	2	7%
May-19	25	2	8%	2	8%	2	8%
Jun-19	20	1	5%	1	5%	1	5%
Jul-19	14	0	0%	0	0%	1	7%
Aug-19	27	4	15%	4	15%	4	15%
Sep-19	21	2	10%	2	10%	3	14%
Oct-19	8	1	13%	1	13%	2	25%
Nov-19	17	1	6%	1	6%	2	12%
Dec-19	15	2	13%	2	13%	3	20%
Jan-20	19	2	11%	2	11%	2	11%

<sup>1</sup>Data before - AUG-2018 is previously reported data from the legacy data systems. Data from AUG-2018 onward, is updated data pulled from the new BHA - Forensic Data System and is based on the number of periods individuals waited for competency services in jail.

<sup>2</sup>**Court Orders Signed** is the number of court orders signed in the specified month and any additional in-jail stays (i.e., periods of waiting for competency services in jail) starting in the specified month because a class member entered jail from the community while awaiting a court-ordered competency service.

<sup>3</sup>From AUG-2018 onward, the following data elements exclude periods of waiting for competency services in jail that have not yet ended: orders completed and percent completed variables. Once the waiting period has ended, those cases will be included in the wait-time and percents.

<sup>4</sup>From April 2015 April 2017, the inpatient evaluation and restoration compliance deadline was within 7 days from court order signature date. As of May 2017, DSHS compliance data are calculated and summarized in this table based on the modified deadline for inpatient competency evaluation and restoration services outlined in the order DSHS received on 4/26/2017 adopting the Mediated Settlement Agreement, Dkt. # 389, stating: "DSHS shall complete inpatient competency evaluation and restorations within the shorter of either a) 7 days from receipt of order or b) 14 days from signature of order". To comply with the new requirements, this report captures two additional sets of compliance information beginning in May, 2017. The first is percentage of orders completed within 7 days from receipt of order (if the order was received within 0 and 7 days from order signature date) (or 7 days from the beginning or notification of a period of waiting in jail). The second is percentage of all orders completed within either of the two compliance deadlines: 7 days from receipt of order (if the order was received within 0 and 7 days from order signature date) (or 7 days from the beginning or notification of a period of waiting in jail) or 14 days from order signature date (if the order was received after 7 days from order signature date).



**Table 13. Total Completed Restoration Orders by Month Court Order Signed**

TABLE 13. TOTAL COMPLETED RESTORATION ORDERS BY MONTH COURT ORDER SIGNED <sup>1,2</sup>							
MONTH	Court Orders Signed <sup>1</sup>	7 DAYS OR LESS FROM ORDER SIGNATURE DATE	PERCENT 7 DAYS OR LESS FROM ORDER SIGNATURE DATE	ORDERS COMPLETED WITHIN 7 DAYS FROM RECEIPT OF ORDER <sup>1,2</sup>	PERCENT COMPLETED WITHIN 7 DAYS FROM RECEIPT OF ORDER <sup>1,2</sup>	ORDERS COMPLETED WITHIN 7 DAYS FROM RECEIPT OF ORDER OR WITHIN 14 DAYS FROM ORDER SIGNATURE DATE <sup>1,2</sup>	PERCENT COMPLETED WITHIN 7 DAYS FROM RECEIPT OF ORDER OR WITHIN 14 DAYS FROM ORDER SIGNATURE DATE <sup>1,2</sup>
Jan-19	132	32	24%	32	24%	34	26%
Feb-19	139	34	24%	37	27%	37	27%
Mar-19	143	30	21%	30	21%	32	22%
Apr-19	161	37	23%	36	22%	39	24%
May-19	140	26	19%	27	19%	30	21%
Jun-19	139	30	22%	30	22%	31	22%
Jul-19	121	31	26%	30	25%	33	27%
Aug-19	143	34	24%	37	26%	38	27%
Sep-19	117	29	25%	30	26%	30	26%
Oct-19	171	45	26%	47	27%	48	28%
Nov-19	134	32	24%	34	25%	36	27%
Dec-19	154	42	27%	44	29%	45	29%
Jan-20	127	12	9%	13	10%	13	10%

<sup>1</sup>Data before - AUG-2018 is previously reported data from the legacy data systems. Data from AUG-2018 onward, is updated data pulled from the new BHA - Forensic Data System and is based on the number of periods individuals waited for competency services in jail.

<sup>2</sup>**Court Orders Signed** is the number of court orders signed in the specified month and any additional in-jail stays (i.e., periods of waiting for competency services in jail) starting in the specified month because a class member entered jail from the community while awaiting a court-ordered competency service.

<sup>3</sup>From AUG-2018 onward, the following data elements exclude periods of waiting for competency services in jail that have not yet ended: orders completed and percent completed variables. Once the waiting period has ended, those cases will be included in the wait-time and percents.

<sup>4</sup>From April 2015 April 2017, the inpatient evaluation and restoration compliance deadline was within 7 days from court order signature date. As of May 2017, DSHS compliance data are calculated and summarized in this table based on the modified deadline for inpatient competency evaluation and restoration services outlined in the order DSHS received on 4/26/2017 adopting the Mediated Settlement Agreement, Dkt. # 389, stating: "DSHS shall complete inpatient competency evaluation and restorations within the shorter of either a) 7 days from receipt of order or b) 14 days from signature of order". To comply with the new requirements, this report captures two additional sets of compliance information beginning in May, 2017. The first is percentage of orders completed within 7 days from receipt of order (if the order was received within 0 and 7 days from order signature date) (or 7 days from the beginning or notification of a period of waiting in jail). The second is percentage of all orders completed within either of the two compliance deadlines: 7 days from receipt of order (if the order was received within 0 and 7 days from order signature date) (or 7 days from the beginning or notification of a period of waiting in jail) or 14 days from order signature date (if the order was received after 7 days from order signature date).

## RESOURCES REQUIRED TO PROVIDE TIMELY COMPETENCY SERVICES

---

### **FUNDING AND RESOURCES**

The Washington State Legislature convened one regular and three consecutive special sessions between January 9, 2017 and July 20, 2017. The Legislature passed the 2017-19 operating budget in Substitute Senate Bill 5883 (SSB 5883) on June 30, 2017. Section 204(2)(e) of the bill references \$25,053,000 in Fiscal Year (FY) 2018 (July 1, 2017 to June 30, 2018) and \$25,847,000 in Fiscal Year 2019 (July 1, 2018 to June 30, 2019) for implementation of efforts to improve the timeliness of competency restoration services pursuant to Chapter 5, Laws of 2015 (SSB 5889). The budget funded an additional 30-bed forensic ward in Fiscal Year 2019, contingent on the closure of one 30-bed civil ward and its subsequent conversion to a forensic unit. The Aging and Long Term Services Administration (AL TSA), the Developmental Disabilities Administration (DDA), and WSH collaborated on targeted efforts to successfully discharge patients into the community to reduce the population of one civil ward by 30 patients. The ward re-opened as a forensic ward in May 2018.

The Legislature also funded a 24-bed expansion at the Yakima RTF. The Department intended to move forward with this expansion to provide relief to class members. However, on November 1, 2017, Plaintiffs and the Department submitted a proposal to the Court that would transition the operations planned for the Yakima expansion to Building 27 at WSH. On November 21, 2017, at a status hearing in the Federal District Court, the Department and the Governor's office reiterated plans to shift the expansion money from Yakima to Building 27 at WSH for operations if the Court would release fine money to pay for the capital improvements. On January 25, 2018, Judge Pechman heard a motion to use contempt fine funds for the remodel of Building 27 and agreed, in principal, once a few minor changes were made to the plan. Therefore, in the FY 2018 supplemental operating budget, the additional funds that were earmarked for the 24-bed capital expansion at the Yakima RTF were removed.

The FY 2018 supplemental capital budget included \$3 million for renovation of ESH's 1N3 for 25 forensic beds and \$3.5 million for renovation of 3N3 to provide another 25 forensic beds at ESH. It also included \$10.5 million in the 2017-19 biennium and proposed \$9.6 million in the 2019-21 biennium for predesign, design, and renovation of WSH Building 29 to support 60 additional forensic beds.

### **2019-2021 BIENNIAL BUDGET SUMMARY FOR TRUEBLOOD AGREED SETTLEMENT**

With legislative approval and the support of the Governor, DSHS, the Washington State Health Care Authority (HCA) and the Washington State Criminal Justice Training Commission (CJTC) received the funding listed below that will benefit the implementation of the settlement agreement approved in the *Trueblood et al. v. DSHS* lawsuit.

The agreement implementation occurs in phases within different regions of the state. The first phase covers Pierce, Southwest, and the Spokane regions. This agreement outlines five key areas of investment: competency evaluations, competency restoration, crisis diversion and supports, education and training, and workforce development.

**Administration.** \$2.5 million for positions for the 2019-21 biennium at both DSHS and HCA to administer the settlement agreement.

**Competency Evaluation.** \$5 million to DSHS for 13 competency evaluator positions in fiscal year 2020 and 5 in fiscal year 2021. It also pays for two additional program manager and three administrative assistant positions to support the evaluators' work.

**Competency Restoration.** \$1.89 million to HCA for outpatient competency restoration teams. An RFP is in progress to potentially award contracts in the three Phase 1 settlement regions to operate Outpatient Competency Restoration Programs (OCRPs). Contracts awarded, as a result of this RFP, should enable OCRP programs to begin operations by July 1, 2020.

**Crisis Services.** Expanded crisis triage/crisis stabilization and mobile crisis services to divert individuals from potentially becoming class members was included within one item in the HCA budget. The total amount for these projects is \$10,233,000.

**Diversion Support.** \$11 million to HCA for individuals with behavioral health issues arrested for misdemeanor crimes. This funding is for non-Medicaid costs associated with serving individuals in crisis triage, outpatient restoration, or other programs that divert individuals with behavioral health disorders from the criminal justice system. This funding can also be used for housing supports.

**Engagement and Outreach.** Intensive case management services focused on individuals identified through a comprehensive data system that is based on history of services, risk scores, and predictive modeling. \$4.7 million is allocated to HCA to create teams that will locate, engage, and connect individuals identified as high utilizers with services and resources.

**Housing Supports.** \$6.4 million allocated to HCA for four forensic Housing and Recovery through Peer Services (HARPS) teams in the Phase 1 regions. These teams provide supportive housing services and transitional housing vouchers for individuals referred for outpatient competency restoration, intensive case management, and other services under the settlement. Each team will consist of a housing support specialist, two peer specialists, and resources to support the transitional housing needs of individuals in the forensic system as well as resources to assist individuals transitioning from crisis services.

**Forensic Navigators.** \$2.2 million to DSHS to fund nine forensic navigators, a new position established in the settlement agreement. Based on the agreement, navigators' work will begin in the Phase 1 Regions. The budget outlook assumes an additional nine positions funded during the 2021-23 biennium for Phase 2 of the settlement. For the current, biennium, recruitment is in progress for the first Forensic Navigators. Two-to-three advance hires will work on program development prior to the July 1, 2020 launch of the navigator program.

**Additional Forensic Bed Capacity.** Over \$27 million allocated to DSHS for the addition of forensic bed capacity across the state. This includes two new 25-bed competency restoration units at ESH. In the 2017-19 budget, the Legislature allotted funding for the conversion of 60 civil beds to 42 forensic beds on two wards at WSH per the agreement.

The 2018 supplemental operating budget included funding for DSHS to begin operating 30 beds in building 27 on the grounds of WSH as a RTF in FY 2019. Funding was provided to increase resources available to operate this unit at a level similar to the forensic residential treatment facility being operated at Maple Lane. Building 27 opened to patients in late August 2019 as the Fort Steilacoom Competency Restoration Program (FSCRPs).

**Technical Assistance to Jails.** \$633,000 to DSHS for positions to provide technical assistance and training to jails identified in the settlement agreement.

**Crisis Intervention Training (CIT).** \$899,000 for the CJTC to provide crisis intervention training to law enforcement agencies. There is also \$4 million allocated to CJTC to fund the Washington Association of Sheriffs & Police Chiefs co-responders.

**Workforce Development.** \$653,000 to DSHS for job positions dedicated to workforce development activities as identified in the settlement agreement.

**Enhanced Peer Support.** Just over \$400,000 and 1.0 FTE is allocated to HCA to develop an enhanced continuing education curriculum for certified peer counselors on the criminal justice system. Funds and activities will focus on curriculum development, materials to train, and training costs.

### **NEED PROJECTIONS AND BED CAPACITY**

In June 2017, Judge Pechman directed Court Monitor, Dr. Danna Mauch to hire a contractor to conduct a Competency Services Bed Need Study to illustrate patient demand and bed need, and ultimately to determine the feasibility of, and timeframe for, compliance with Court orders. The impact of community based competency evaluation on the demand for inpatient competency evaluation and competency restoration beds was also measured. The TriWest Group was selected as the contractor to complete this work.

DSHS received the TriWest draft report from the Court Monitor on October 3, 2018. The report was presented to DSHS via webinar on December 10, 2018.

## **TRUEBLOOD KEY ACCOMPLISHMENTS – JANUARY 2020**

---

Talent Acquisition program staff Business Managers continue to support hiring needs associated with FSCRCP.

### **RECRUITING**

Data presented below is from January.

Applicants presented to Eastern State Hospital for consideration are indicated below:

- Center Medical Director/Psychiatrist – 1 presented
- RN 2 – 36 presented
- RN 3 – 26 presented
- LPN – 40 presented
- Psychiatric Security Nurse – 8 presented
- Psychiatric Security Attendants – 78 presented
- Mental Health Technician – 151 presented
- Psychology Services Supervisors – 6 presented
- Psychologist – 6 presented, 2 hired
- Psychiatrist – 1 presented
- Psychology Associate – 14 presented
- ARNP and Psychologist Associate recruiting efforts continue

Applicants presented to Western State Hospital for consideration are indicated below:

- Psychologist – 3 presented, 2 hired
- Physician – 1 presented, 1 hired
- Director of Psychology – 2 presented
- Psychiatrist – 1 presented
- RN 2 – 19 presented
- RN 3 – 9 presented
- Psychology Associate – 7 presented

Applicants presented to FSCRCP for consideration are indicated below:

- Physician 3 – 1 presented
- Forensic Evaluators – 5 presented
- RN 2 – 11 presented

**RESIDENTIAL TREATMENT FACILITIES (RTF's) DATA**

Presents monthly data for the current month and the trailing year, with a year-over-year average comparison. For the October 2019 report, a new table was added to this section to include RTF data for the new FSCR that opened in late-August 2019.

**Table 14. Monthly RTF Data for Yakima**

Data Elements	Feb-19	Mar-19	Apr-19	May-19	Jun-19	Jul-19	Aug-19	Sep-19	Oct-19	Nov-19	Dec-19	2019 Avg	Jan-20	2020 Avg
Census (last day of month)	21	23	23	22	22	24	23	24	24	24	21	22.83	21	21.00
Total patients admitted	11	11	12	14	5	20	7	9	14	8	6	11.00	12	12.00
Completed and found competent (1st Restoration)	7	6	10	11	1	9	6	7	5	3	5	6.50	5	5.00
Not likely restorable (transported back to jail)	0	0	0	0	1	2	0	0	4	0	0	0.75	2	2.00
Court Order lapsed (Transported back to Jail)	2	1	1	2	0	2	1	2	2	3	2	1.58	2	2.00
Felony patients completed and found not likely restorable (1st Restoration)	0	0	0	0	0	0	0	0	0	0	0	0.00	0	0.00
Misdemeanor patients not restored (no further treatment by law)	0	0	0	0	0	0	0	0	0	0	0	0.00	0	0.00
Total transferred to State Hospital	2	3	1	2	0	3	1	0	3	2	1	1.75	4	4.00
For physical aggression	0	1	0	0	0	1	1	0	0	1	1	0.50	1	1.00
For sexually inappropriate behavior	0	0	0	0	0	0	0	0	0	0	0	0.00	0	0.00
For medical reasons	2	2	1	2	0	2	0	0	2	0	0	1.08	1	1.00
Due to court ordered treatment at SH	0	0	0	0	0	0	0	0	1	0	0	0.08	0	0.00
Other	0	0	0	0	0	0	0	0	0	1	0	0.08	2	2.00
Total patients eloped	0	0	0	0	0	0	0	0	0	0	0	0.00	0	0.00
Total recommended for early evaluation	2	2	4	0	0	0	0	5	1	1	0	1.50	1	1.00
Total recommended for 2nd 90-day order	2	2	4	1	3	1	3	6	3	5	5	3.00	1	1.00
Total recommended for 3rd 90-day order	0	0	0	0	0	0	0	0	0	2	0	0.17	1	1.00

**Table 15. Monthly RTF Data for Maple Lane**

Data Elements	Feb-19	Mar-19	Apr-19	May-19	Jun-19	Jul-19	Aug-19	Sep-19	Oct-19	Nov-19	Dec-19	2019 Avg	Jan-20	2020 Avg
Census (last day of month)	26	27	28	30	29	30	29	29	27	25	25	27.83	28	28.00
Total patients admitted	10	16	12	16	16	16	15	12	12	11	10	13.08	17	17.00
Completed and found competent (1st Restoration)	5	4	2	3	8	3	6	6	4	9	4	5.08	8	8.00
Not likely restorable (transported back to jail)	2	0	1	3	2	3	0	0	2	1	1	1.33	0	0.00
Court Order lapsed (Transported back to Jail)	0	0	0	0	0	0	0	0	0	0	0	0.00	0	0.00
Felony patients completed and found not likely restorable (1st Restoration)	0	0	0	1	0	0	0	0	0	1	0	0.25	0	0.00
Misdemeanor patients not restored (no further treatment by law)	1	2	3	3	2	4	3	0	0	0	1	1.67	0	0.00
Total transferred to State Hospital	0	1	1	1	1	1	4	3	1	2	1	1.50	2	2.00
For physical aggression	0	0	1	0	1	1	3	2	0	2	0	1.00	1	1.00
For sexually inappropriate behavior	0	0	0	0	0	0	0	0	0	0	0	0.00	0	0.00
For medical reasons	0	1	0	0	0	0	1	0	0	0	1	0.25	1	1.00
Due to court ordered treatment at SH	0	0	0	0	0	0	0	1	0	0	0	0.08	0	0.00
Other	0	0	0	1	0	0	0	0	1	0	0	0.17	0	0.00
Total patients eloped	0	0	0	0	0	0	0	0	0	0	0	0.00	0	0.00
Total recommended for early evaluation	5	4	2	4	0	5	1	4	3	4	3	3.17	2	2.00
Total recommended for 2nd 90-day order	2	3	8	6	2	6	4	2	5	2	6	4.08	1	1.00
Total recommended for 3rd 90-day order	1	2	1	0	2	0	0	1	0	0	1	0.67	0	0.00

**Table 16. Monthly RTF Data for Fort Steilacoom**

Data Elements *	Aug-19	Sep-19	Oct-19	Nov-19	Dec-19	2019 Avg	Jan-20	2020 Avg
Census (last day of month)	2	4	12	18	23	11.80	25	25.00
Total patients admitted	2	3	9	10	15	7.80	14	14.00
Completed and found competent (1st Restoration)	0	0	0	2	7	1.80	8	8.00
Not likely restorable (transported back to jail)	0	0	0	1	0	0.20	0	0.00
Court Order lapsed (Transported back to Jail)	0	0	0	2	6	1.60	0	0.00
Felony patients completed and found not likely restorable (1st Restoration)	0	0	1	0	0	0.20	3	3.00
Misdemeanor patients not restored (no further treatment by law)	0	0	0	0	1	0.20	0	0.00
Total transferred to State Hospital	1	0	1	0	1	0.60	0	0.00
For physical aggression	0	0	0	0	1	0.20	0	0.00
For sexually inappropriate behavior	0	0	0	0	0	0.00	0	0.00
For medical reasons	1	0	0	0	0	0.20	0	0.00
Due to court ordered treatment at SH	0	0	0	0	0	0.00	0	0.00
Other	0	0	1	0	0	0.20	0	0.00
Total patients eloped	0	0	0	0	0	0.00	0	0.00
Total recommended for early evaluation	0	0	0	0	0	0.00	0	0.00
Total recommended for 2nd 90-day order	0	0	2	3	0	1.00	2	2.00
Total recommended for 3rd 90-day order	0	0	0	0	0	0.00	0	0.00

\* FSCR began admitting patients on August 28, 2019

## TRUEBLOOD IMPLEMENTATION STEPS TAKEN AND PLANNED – JANUARY 2020

The table below shows implementation steps taken and planned and is updated for the current reporting period.

**Table 17. Trueblood Implementation Steps**

Task	Key Milestones	Status / End Dates	Anticipated Outcome & Assumptions	Results Achieved & Barriers to Completion
<b>Court Appointed Monitor Coordination</b>				
Monthly Reports	Release January report	Complete	<ul style="list-style-type: none"> <li>Maintain compliance with the Court.</li> <li>Use data to review and improve the provision of forensic services.</li> </ul>	Release of January report to Stakeholders completed.
<b>Legislative Coordination</b>				
Implement Engrossed Substitute Senate Bill 6656: Funding applications	Apply for funding from the Office of Financial Management (OFM) from the Governor's Behavioral Health Innovation Fund relating to the state hospitals' forensic systems.	Complete	<ul style="list-style-type: none"> <li>Section 5(2) required OFM to contract with an external consultant to examine the current configuration and financing of the state hospital system and make recommendations on a number of different areas, including identification of the potential costs, benefits, and impacts associated with dividing one or both of the state hospitals into discrete hospitals to serve civil and forensic patients in separate facilities. The consultant's report was due to the Governor and Legislature by Oct. 1, 2016.</li> </ul>	<p>The Select Committee for Quality Improvement in State Hospitals met on October 30, 2017 and on December 15, 2017. During the December 15, 2017 meeting, the Department presented material on the three prosecutorial diversion programs funded in FY '18. Additionally, the Court Monitor provided an overview and update on the eight programs that received <i>Trueblood</i> fine money for diversion services.</p> <p>In 2018, during the months of January, February, March, May, June, August, September, November, and December, no hearings were scheduled. Meetings were held on the following dates: April 18, July 24, and October 18, 2018.</p> <p>In 2019, the first meeting of the year was held on January 7, 2019 with an agenda (and other meeting materials) found here:</p>



Task	Key Milestones	Status / End Dates	Anticipated Outcome & Assumptions	Results Achieved & Barriers to Completion
			<ul style="list-style-type: none"> <li>Section 5(3) required DSHS to contract for the services of an academic or independent state hospital psychiatric clinical care model consultant to examine the clinical role of staffing at the state hospitals. The consultant’s report was due to the Governor and Legislature by Oct. 1, 2016.</li> <li>Section 6 created the Governor's Behavioral Health Innovation Fund in the state treasury. Only the director of financial management or designee may authorize expenditures from that Fund, which are provided solely to improve quality of care, patient outcomes, patient and staff safety, and the efficiency of operations at the state hospitals.</li> </ul>	<p><a href="https://www.governor.wa.gov/issues/issues/health-care-human-services/select-committee-quality-improvement-state-hospitals">https://www.governor.wa.gov/issues/issues/health-care-human-services/select-committee-quality-improvement-state-hospitals</a></p> <p>The committee sunset on July 1, 2019.</p> <p>The Behavioral Health Recovery System Transformation (BHRST) committee was convened after July 1, 2019, likely conducting similar work as the Select Committee. No meetings were scheduled in the months of July or August. The committee first met on September 26, 2019. A second meeting was held on November 12, 2019. The agendas and other meeting materials can be found here:</p> <p><a href="https://app.leg.wa.gov/committeeschedules#//29870/07-01-2019/12-08-2019/Schedule///Bill/">https://app.leg.wa.gov/committeeschedules#//29870/07-01-2019/12-08-2019/Schedule///Bill/</a></p> <p>No meeting was scheduled in December 2019 or January 2020 with the Legislative session beginning on January 13, 2020.</p>

Task	Key Milestones	Status / End Dates	Anticipated Outcome & Assumptions	Results Achieved & Barriers to Completion
<p>Consult with DOH about draft legislation requiring DOH certification of forensic evaluators to determine the need for a sunrise review</p>	<p>Consult DOH</p>	<p>Ongoing</p>	<ul style="list-style-type: none"> <li>Expanded pool of forensic evaluators would help improve timeliness. Licensure would provide quality assurance and create professional standards for forensic evaluators.</li> <li>Develop long-term certification of forensic evaluators, consistent with the <i>Trueblood</i> Court Monitor’s recommendations on mid- and long-term performance to implement a forensic certification program to sustain performance.</li> </ul>	<p>The OFMHS Workforce Development team is implementing a new Forensic Mental Health Training and Certification program, to be implemented by May 1, 2020. The two-day workshop is open to all OFMHS employees (including new Forensic Evaluators), Forensic Navigators, Competency Restoration staff, and external learners, including jail staff/correctional officers, forensic peer-support specialists, and outpatient care providers, etc. OFMHS is collaborating with HCA on this program and the program will be required for new peer-support specialists.</p> <p>OFMHS is not currently pursuing Forensic Evaluator specific certification at this time, although the need will be re-assessed as part of statewide forensic mental health staff gaps analysis conducted by Groundswell, Inc. and the OFMHS workforce development team. This report is due in June 2020.</p> <p>Dr. Dave Luxton, Workforce Development Administrator departed OFMHS at the end of November. Recruitment for this position in the <i>Trueblood</i> settlement is underway. A candidate interview is scheduled for January 2020.</p>

Task	Key Milestones	Status / End Dates	Anticipated Outcome & Assumptions	Results Achieved & Barriers to Completion
<b>Labor Coordination</b>				
Engage Labor Leaders and Members	Conduct ongoing bi-monthly meetings with Labor leaders	Ongoing	<ul style="list-style-type: none"> <li>• Discuss policy, budget and operational changes likely required to comply with the <i>Trueblood</i> requirements.</li> <li>• Obtain staff necessary to safely support operation of additional forensic and civil beds at the state hospitals.</li> <li>• Obtain necessary psychiatrists and physicians to supplement services proved by employees at Western State Hospital to safely support the operation of additional forensic and civil beds.</li> </ul>	<p>In 2018, a Union Management Communication Committee (UMCC) meeting was held on February 27. An additional UMCC meeting with the forensic evaluators was held October 2, 2018.</p> <p>A demand to bargain on juvenile evaluations was completed on June 22, 2018. Additional Labor meetings were held for the operations of Building 27 at WSH as an RTF during August with the Washington Federation of State Employees (WFSE) and Service Employees International Union. A second meeting with WFSE was held toward the end of August to answer remaining questions on the operations of Building 27.</p> <p>A demand to bargain with the Coalition was held on October 23, 2018. As a result of the meeting, DSHS provided additional data relating to scope of work for pharmacy and medical staff. No meetings were scheduled in November with Labor and a meeting with WFSE was held in December as part of the normal UMCC conducted with forensic evaluators.</p> <p>No meetings were with Labor held in January and February of 2019. A meeting with WFSE was held March 15, 2019 to discuss the staffing at Building 27/FSCRCP with no further meetings scheduled in April, May, June, July, August, September, or October. The next WFSE meeting was held on November 12, 2019. This meeting focused on providing an update on the operations of FSCRCP and closing out the initial demand to bargain. As a result of</p>

Task	Key Milestones	Status / End Dates	Anticipated Outcome & Assumptions	Results Achieved & Barriers to Completion
				<p>this meeting, quarterly UMCC meetings will be scheduled beginning in 2020, with the first meeting scheduled for January 2020. The meeting was cancelled for January 2020 and will be rescheduled for a later date.</p> <p>The outstanding demand to bargain with the Coalition continued in August with a meeting held on August 28, 2019. Focus of the meeting was on physician after hours coverage for FSCR. No additional meetings were scheduled in 2019.</p>
<b>Data Collection and Fiscal Modeling</b>				
Monthly report data collection	Identify and obtain needed data	Ongoing	Obtain data for monthly reports and develop standardized reports to inform policy development and implementation.	Data collection is ongoing.
Institute data audit process	Review data and files of cases with anomalies and identify trends	Complete	Ensure completeness and accuracy of wait list data.	Data validation process is ongoing. IT project team, and Research and Data Analysis (RDA) analysts, researched data anomalies to determine the cause, impact, and remediation required.

Task	Key Milestones	Status / End Dates	Anticipated Outcome & Assumptions	Results Achieved & Barriers to Completion
Forensic Data System Design/ Development	Analyze Legacy Applications Data Quality for Potential Data Migration	Complete	<ul style="list-style-type: none"> <li>• Integrated Forensic System with consistent data entry and tracking of all class members from creation of court order for mental competency evaluation through completion of evaluation and/or restoration (whichever is later).</li> <li>• Provided capability for access by evaluators to client status changes, regardless of location, to reduce delays.</li> <li>• Provided a single platform for quality reporting, eliminating the variability currently inherent in leveraging legacy applications not meant for this purpose.</li> </ul>	The Project team continues to support the Forensic Data System (FDS), its users, and RDA to streamline the reporting process out of the new system.
FDS Post-implementation Processes	Data Migration Clean-up	In Process	Some Migrated Data contained historical elements that needed to be cleaned up in the new system.	Governance has deferred the load of the data sets from legacy systems. RDA is working on a dataset that might provide a better lookup for evaluators. That dataset will be reviewed when ready.
	Usability	Complete	<ul style="list-style-type: none"> <li>• The system contains modules that align with roles of forensic activities and allows for controlled access by those same user roles. This controlled access prevents users from easily seeing</li> </ul>	The IT project team has modified search screens to show a more complete snapshot of the court order which has eliminated the barriers resulting from role based access. Roles are still limited in what data may be edited.

Task	Key Milestones	Status / End Dates	Anticipated Outcome & Assumptions	Results Achieved & Barriers to Completion
			activity for a court order that crosses many modules. <ul style="list-style-type: none"> <li>• Modify search screens to reveal all court orders for individual clients.</li> <li>• To streamline the admissions process, create refined report for inpatient movement (Due In/Due Out Report).</li> </ul>	System now directs users to all court orders for a client, including the client’s aliases.  The Due In/Due Out Report has been modified to contain the essential fields for the hospital admission coordinators. Additional requirements will be gathered to best meet the needs of admission coordinators.
	System Data Issues	Complete	<ul style="list-style-type: none"> <li>• Improve data integrity (date client status effectively changed, Forensic Evaluation Completion, Due In Date and Due Out Date)</li> <li>• Resolve missing data (CINs)</li> <li>• Built ability to link queues, status start dates and status due dates to changes in client data, delay reasons and good cause extensions to changes in client status.</li> </ul>	Client Status History table has been added to the database and user interface, user interface has been updated to capture updated Court Order Due Date for Forensic Evaluation Completion.  New Client Identification Number confirmer has been trained, and we are requesting access to additional secondary systems for identifying clients.  New structure for capturing client status has been released to users on April 17, 2019.
	RDA Reporting Issues	Complete	Ensure RDA is accounting for all / correct elements when building reports.	RDA has expertise in the legacy database schemas and the court requirements. The IT project team has expertise in the new FDS schema and will continue to transfer that expertise to RDA.
<b>Human Resources</b>				
Hire Office of Forensic Services HQ positions	Hire and Onboard	Complete	Provide infrastructure for forensic services system and improve effective and timely provision of competency services.	For evaluator positions, five offers were made in June with start dates ranging from July 16 to October 1. Through July, seven total offers have been made and accepted. In August, OFMHS staff attended a national conference (American Psychological Association) to recruit. An offer was made in August and was accepted

Task	Key Milestones	Status / End Dates	Anticipated Outcome & Assumptions	Results Achieved & Barriers to Completion
				<p>bringing the total number of accepted positions since June to eight.</p> <p>Two applicants (one from September and one from October) were hired with start dates of November 1 and February 16, 2020. Additionally, a position for a forensic evaluator on the east side was filled bringing the total number of staff hired since July 1, 2019 to 12. For the contempt settlement agreement only one additional position on the east side of the state needs to be filled. A few vacant positions still need to be filled as well. Recruitment activities continued with advertisements placed in various sources in November; however, only one interview was conducted in November (with no offer being made). No offers were made in December 2019.</p> <p>OFMHS attended a conference in Portland, Oregon. As a result of that conference, two individuals have applied for positions. Additionally, three other individuals have applied for positions and all five will be interviewed on February 21, 2020. Lastly, an applicant was interviewed for an ESH position and final hiring paperwork is being completed with the plan to make an offer in February. OFMHS will be recruiting at the American-Psychology Law Society (APLS) conference in March (New Orleans).</p> <p>Furthermore, both supervisor positions and two administrative support positions have also been filled since July 1, 2019.</p>

Task	Key Milestones	Status / End Dates	Anticipated Outcome & Assumptions	Results Achieved & Barriers to Completion
Hire additional hospital ward staff	Conduct targeted hiring events	In progress	Obtain required staff of all classes to safely and appropriately operate additional civil and forensic beds and to meet data collection, analysis and reporting needs.	Talent Acquisition recruiting efforts continue.  <b>See page 29 for additional details on recruiting.</b>
	Pursue contracting			
<b>Competency Evaluation</b>				
Build capacity for out-station sites	Site agreements	N/A	Increased capacity at out-station sites will reduce wait time for evaluation.	All evaluator and evaluator support staff positions have been filled for the outstation competency restoration programs, so all end-of-restoration and early referral evaluations can be completed in a timely manner.
	Out-station sites operational	Complete		
Coordinate with forensic mental health system partners	Regular meetings with County Stakeholders	Ongoing	Stakeholder meetings will focus on topics where collaborative work is required to meet the requirements of the <i>Trueblood</i> Decision.	<p>Quarterly stakeholder meetings continue to occur with Pierce County. The most recent meeting was on December 18, 2019.</p> <p>OFMHS is now partnering with King County’s Department of Behavioral Health and Recovery to convene a group to address issues related to the Trueblood class members. This group has now met monthly since May 2019, with the most recent meeting occurring on January 13, 2020. The next meeting is set for February 10, 2020. Participants include police, behavioral health providers, shelter services, prosecutors, defenders, DRW, DSHS, and more.</p>
Continue current county-conducted evaluation system until 2018	Establish quality criteria for evaluation reports	Ongoing	Obtain data needed from counties in order to meet Court ordered reporting requirements.	The Quality Assurance (QA) program for competency reports began November 1, 2017. Forensic Evaluator Supervisors were provided with a manual of standards for competency evaluations and then audited competency evaluation reports generated by their direct reports.



Task	Key Milestones	Status / End Dates	Anticipated Outcome & Assumptions	Results Achieved & Barriers to Completion
				<p>During Q4 2019, 66.1% of forensic evaluators had competency evaluation reports audited by supervisors. Please note that one region had an open supervisor position during Q4 2019; precluding this region, the percentage increased to 84.8%. A total of 45 competency evaluation reports were reviewed in Q4 2019. Q1 2020 data will be available in April 2020.</p>
<p>Explore and pursue triage system possibilities</p>	<p>Roll out Phase II</p>	<p>In progress</p>	<p>Establish an efficient evaluation to identify individuals who need inpatient services due to a serious mental health condition; who clearly do not require inpatient evaluation services; or who are clearly competent due to changes in their condition since the issuance of an order for evaluation (i.e., no longer drug affected).</p>	<p>As of January 31, 2020, OFMHS has received 396 triage referrals from jail staff/defense. Of those referrals, 245 were approved. 100 of the referrals were denied, and 51 of these referrals were withdrawn before placement could be made.</p> <p>On November 2, 2016, OFMHS began calling jails holding in-custody defendants waiting 14 days for a competency evaluation to notify jail staff of the Triage Consultation and Expedited Admissions (TCEA) process. In January 2020, seven calls were made to jails. Since tracking began, more than 2,260 calls have been made. <i>Issues concerning the recent monthly numbers have emerged. Full updates will be forthcoming in a future monthly report.</i></p>
<p>Develop Telehealth video-conferencing systems to assist in the completion of evaluations</p>	<p>State-wide implementation and utilization of technology</p>	<p>Ongoing</p>	<p>Establishing this technology in multiple locations around the state (especially in rural areas) will allow OFMHS to conduct more evaluations, thereby helping to meet Court ordered requirements.</p>	<p>The pilot evaluation of the Video Conferencing (VC) system was completed in February 2019 with 50 evaluations. The VC program is now in operational mode and will continue at the existing sites (four County Jails). Dr. Luxton provided two training seminars on the topic in 2019.</p> <p>With Dr. Luxton’s departure from OFMHS, a new staff member will be selected to conduct a gap analysis to</p>

Task	Key Milestones	Status / End Dates	Anticipated Outcome & Assumptions	Results Achieved & Barriers to Completion
				<p>determine where VC expansion is feasible. OFMHS continues to educate courts and jails on this technology to generate greater interest in and utilization of this technology.</p> <p>Since August 2018, more than 90 video conferences have been completed and approximately 15% of attempts were rejected by the client’s attorney. Video conferences are typically used 4-7 times per month. This data is current through January 2020.</p>
<b>Competency Restoration</b>				
WSH – opening 30 forensic beds once 30 civil patients transition to community	Bed occupancy with forensic patients	Complete	Serves overall plan to add beds and expand State Hospital forensic bed capacity to meet Court ordered requirements.	<p>The 2017-19 budget provided funding to operate an additional 30-bed forensic ward in Fiscal Year 2019, assuming the closure of one 30-bed civil ward and subsequent conversion to a forensic unit. ALTA, the DDA, and WSH collaborated to successfully discharge patients into the community to reduce the population of one civil ward by 30 patients.</p> <p>South Hall 10 (S10) reopened in May 2018 for forensic patients after civil patients were either moved or discharged. S10 is utilized by forensic patients who are committed NGRI and are ready to begin transitioning to the community.</p>
WSH addition 45 beds	Bed occupancy with forensic patients	Partially Complete	Serves overall plan to add beds and expand State Hospital forensic bed capacity to meet Court ordered requirements.	<p>The Legislature funded this request to operate 45 additional beds in building 27 (Ft. Steilacoom Competency Restoration Center – FSCR) and the South Hall 5 (S5) ward. The initial FY 2018 request can be found here:  <a href="https://www.dshs.wa.gov/data/budget/2018/030-PL-CV-Forensic-Ward-Staffing.pdf">https://www.dshs.wa.gov/data/budget/2018/030-PL-CV-Forensic-Ward-Staffing.pdf</a></p>

Task	Key Milestones	Status / End Dates	Anticipated Outcome & Assumptions	Results Achieved & Barriers to Completion
				<p>Forensic 3 (F3) opened in June 2018 as another forensic admissions ward. F3 adds capacity for a less acute admission/restoration program. S5 expanded from 15 beds to 30. S5 reached full patient capacity in fall 2018.</p> <p>FSCRCP opened late-August 2019 and is expanding its patient counts over time until it reaches full capacity. At the end of January 2020, FSCRCP is at 87% of capacity and is endeavoring to reach the 30-patient census when feasible.</p>
WSH addition 40 beds	Bed occupancy with forensic patients	In Progress	Serves overall plan to add beds and expand State Hospital forensic bed capacity to meet Court ordered requirements.	<p>In the 2017-19 budget, the Legislature allotted funding for the conversion of 60 beds from civil to 42 forensic beds on two wards at Western State Hospital per the settlement.</p> <p>WSH is beginning the conversion of current staff positions to fill positions on the new CFS E3/E4 Wards (Trueblood). Schedules are currently being reviewed for final installation of furniture, equipment and supplies. The final configuration of the two wards will result in 40 new beds instead of 42, in order to accommodate a seclusion room on each ward.</p>

Task	Key Milestones	Status / End Dates	Anticipated Outcome & Assumptions	Results Achieved & Barriers to Completion
ESH addition of 50 beds	Bed Occupancy with Forensic Patients	In Progress	Serves overall plan to add beds and expand State Hospital forensic bed capacity to meet Court ordered requirements.	<p>The legislature funded, in the 2019-2021 biennial budget (for purposes of the <i>Trueblood</i> Agreed Settlement), additional forensic bed capacity.</p> <p>Over \$24 million was allocated to DSHS for the addition of forensic bed capacity at ESH. These funds support two new 25-bed competency restoration units at ESH.</p> <p>Early recruitment activities are in progress to staff these new units. Construction is expected to conclude in April or May, and the units are expected to begin accepting patients by the end of June 2020.</p>
Provide Restoration Treatment at the Maple Lane Competency Restoration Program (MLCRP)	Restore Patients to Competency	Ongoing	<ul style="list-style-type: none"> <li>• To meet or exceed the restoration rates at both state hospitals.</li> <li>• Hard closure date set for June 30, 2024 unless the trigger event occurs.</li> </ul>	<p><b>Also, see data <i>Table 14</i> on page 30.</b></p> <p>As of the quarterly average length of stay (LOS) report completed January 2020, the days to competency are mixed across sites. On the current report, patients at the Yakima Competency Restoration program (YCRP) have a longer LOS for second 90-day restorations.</p>

Task	Key Milestones	Status / End Dates	Anticipated Outcome & Assumptions	Results Achieved & Barriers to Completion
Provide Restoration Treatment at the YCRP	Restore Patients to Competency	Ongoing	<ul style="list-style-type: none"> <li>• To meet or exceed the restoration rates at both state hospitals</li> <li>• Hard closure date set for December 31, 2021 unless the trigger event occurs.</li> </ul>	<p><b>Also, see data Table 15 on page 31.</b></p> <p>As of the quarterly average length of stay report completed October 2019, YCRP's days to competency are in line with the average across sites for 45-day first felony patients. Both 90-day first and second felony patients currently exceed the restoration times at the State hospitals.</p>
Provide Restoration Treatment at the FSCR	Open Building 27	Complete	<ul style="list-style-type: none"> <li>• Identify alternate facility capacity to meet <i>Trueblood</i> compliance.</li> <li>• Collaborate with Court parties to open the facility.</li> </ul>	<p>Admissions have increased to three a week. The current census is 26 patients in residence.</p>
	Restore Patients to Competency	Ongoing	<ul style="list-style-type: none"> <li>• To meet or exceed the restoration rates at both state hospitals.</li> </ul>	<p><b>Also, see data Table 16 on page 31.</b></p> <p>The early FSCR data showing days to restoration averages for 45-day first felony patients are 38.00 days. Like the other two RTF's, LOS for 90-day first and second felony competency restorations exceeds that of the LOS' at the state hospitals for these order types.</p>
Implementation of OCRPs	Diversion Programs are Operational	Ongoing	Development and implementation of OCRP in King, Pierce, and Spokane Counties.	<p>OCRPs were included in the Trueblood settlement. The Governor's proposed budget for the 2019-2021 biennium included funding for the OCRP programs contemplated in the settlement.</p>

Task	Key Milestones	Status / End Dates	Anticipated Outcome & Assumptions	Results Achieved & Barriers to Completion
				<p>A workgroup has been convened with staff from both OFMHS and HCA to plan for effective implementation of this new endeavor within the three regions of the Settlement Agreement’s first phase.</p> <p>A Request for Information (RFI) was issued September 4, 2019 with an amendment issued September 9 to correct the RFI number. The finalized implementation model draft will be sent to workgroup participants for comment and review.</p> <p>Implementation WebEx presentations were facilitated on September 20, September 23, and September 27<sup>th</sup> for the purpose of distributing information about program planning and to gather insight and information from potential community providers.</p> <p>The program model was finalized November 1, 2019. The OCRP planning group is meeting with the three implementation regions throughout the month of November to discuss region-specific details of the programs. Request for Proposals (RFP) for OCRP services will be released by November 30, 2019.</p> <p>The OCRP RFP was posted on November 27, 2019 with a closing date of January 17, 2020.</p> <p>A bidder’s conference was held via WebEx on December 18, 2019. Discussion included the staffing model, scope of caseloads, services and service area, competency restoration/evaluation pathways and the RFP process.</p>

Task	Key Milestones	Status / End Dates	Anticipated Outcome & Assumptions	Results Achieved & Barriers to Completion
				<p>The OCRP Administrator, OCRP Project Manager, and OCRP Planning Group Co-Lead have been attending regularly scheduled court services steering committee meetings in the program regions in order to be present for questions or discussion regarding OCRP.</p> <p>OCRP apparent successful bidders for the Southwest and Spokane regions were announced on February 10, 2020. HCA and DSHS are in communication with a provider in the Pierce Region to potentially provide OCRP services there.</p> <p>Contracts with Statement of Work and individual provider budgets are being developed.</p> <p>The OCRP Administrator and Project Manager will be participating in a “Roadshow” along with members of the Forensic Navigator team to meet with and engage staff and officials with the county court systems in phase 1 regions.</p>
County transport of patients	Coordinate with Counties to Develop Transport Protocols	Ongoing	Ensure timely transport of patients to support delivery of competency services as directed in court order.	During this reporting period there were no concerns or questions about transportation issues brought forward to the attention of DSHS.
<b>Diversion Alternatives</b>				
Implement 2E2SSB 5177 (2015) provisions for dismissal of charges & referral to treatment	Diversion Programs are Operational	Ongoing	Prosecutor can dismiss criminal charges without prejudice & refer to community-based mental health services.	OFMHS Liaison and Diversion Specialist will continue to monitor the programs and provide technical assistance as needed to address any barriers.

## FEBRUARY 8, 2016 COURT ORDER STATUS REPORT/UPDATES

The status updates to the February 8, 2016 Court Order are shown in the table below.

**Table 18.** Court Order Status Updates

Requirements	Date	Status	Progress Notes
<b>1. Implement a triage system to sort class members waiting for in-jail evaluations by the acuity of their mental illnesses and their current manifestations, by the seriousness of their crimes, and by the amount of resources their cases require:</b>			
A. Producing a triage plan for review and comment	March 1, 2016	Complete	Complete
B. Putting the triage plan into effect, after accounting for the comments received	March 15, 2016	Complete	Complete
C. Reporting on the implementation and effectiveness of the triage plan in Defendants' monthly reports to the Court Monitor	Beginning April 15, 2016	Ongoing	<b>Refer to 3C. &amp; 4C. below.</b>
<b>2. Eliminate the backlog of class members currently waiting for in-jail evaluations:</b>			
A. Formally notifying DSHS's forensic evaluators and Pierce County's panel evaluators of plan to eliminate the backlog of people waiting for in-jail evaluations, requesting their help in doing so, and providing plans to get evaluations done through the use of extra duty pay and other methods available	February 15, 2016	Complete	Complete
B. Preparing a list of all backlog cases, organized by jail and by county	March 1, 2016	Complete	Complete



Requirements	Date	Status	Progress Notes
C. Finalizing recruitment of evaluators to aid in the backlog elimination effort and setting a schedule for the evaluation of each backlog case	March 1, 2016	Complete	Complete
D. Initiating the backlog elimination effort	March 7, 2016	Complete	Complete
E. Completing evaluations for all backlog cases (any patient waiting more than 14 days at the end of the month)	April 15, 2016	Ongoing	Of the 405 jail evaluation orders signed in December, 267 were completed within 14 days, which is 66.0%. This number is expected to rise once the data are mature.
<b>3. Implement a triage system to sort class members waiting for in-hospital evaluations by the acuity of their mental illnesses and their current manifestations, by the seriousness of their crimes, and by the amount of resources their cases require:</b>			
C. Reporting on the implementation and effectiveness of the triage plan in Defendants' monthly reports to the Court Monitor	Beginning April 15, 2016	Ongoing	For additional information, review the Task column in <i>Table 17</i> labeled " <b>Explore and pursue triage system possibilities</b> " on page 41.
<b>4. Implement a triage system to sort class members waiting for restoration services by the acuity of their mental illnesses and their current manifestations, by the seriousness of their crimes, and by the amount of resources their cases require:</b>			
C. Reporting on the implementation and effectiveness of the triage plan in Defendants' monthly reports to the Court Monitor	Beginning April 15, 2016	Ongoing	For additional information, review the Task column in <i>Table 17</i> labeled: " <b>Explore and pursue triage system possibilities</b> " on page 41.
<b>5. Report on the implementation status of the CMS Plan of Correction:</b>			
B. Reporting on the implementation status in Defendants' monthly reports to the Court Monitor	Beginning March 15, 2016	Ongoing	DSHS entered into a second System Improvement Agreement with the Centers for Medicare and Medicaid Services (CMS). This agreement ran from November 2, 2017 to July 2, 2018. A copy of the agreement was shared with Dr. Mauch by defense counsel on November 3, 2017. As a result of a Court Order in April, the department worked with Plaintiffs and the Court Monitor in developing a bed capacity/expansion plan.

Requirements	Date	Status	Progress Notes
			<p>WSH was resurveyed May 2018 and did not meet all the Conditions of Participation (COP) with CMS. As of July 9, 2018, WSH was decertified. ESH remains accredited by The Joint Commission and CMS certified.</p> <p>WSH continues to work using Functional Work Teams (FWTs) towards CMS certification. The legislature funded design of a new hospital, which will be required to meet all the COPs for CMS certification.</p>
<p><b>6. Plan for recruiting and staffing 30 beds at WSH after compliance with CMS’s terms of participation is achieved in March:</b></p>			
<p>C. Reporting on the implementation status of the plan and timeframe in Defendants’ monthly reports to the Court Monitor</p>	<p>Beginning April 15, 2016</p>	<p>Ongoing</p>	<p>DSHS entered into a second System Improvement Agreement with CMS. This agreement ran from November 2, 2017 to July 2, 2018. A copy of the agreement was shared with Dr. Mauch by defense counsel on November 3, 2017. As a result of a Court Order in April, the department worked with Plaintiffs and the Court Monitor in developing a bed capacity/expansion plan.</p> <p>WSH was resurveyed May 2018 and did not meet all the COP with CMS. As of July 9, 2018, WSH was decertified. PSHB Sec. 204 budgeted for the 30 beds at WSH and was completed prior to CMS decertification.</p> <p>WSH continues to work using Functional Work Teams (FWTs) towards CMS certification. The Legislature funded design of a new hospital, which will be required to meet all the COPs for CMS certification.</p>
<p><b>8. Remove barriers to the expenditure of the \$4.8 million in currently allocated diversion funds:</b></p>			
<p>D. Executing contracts for implementation by the selected providers</p>	<p>April 15, 2016</p>	<p>Complete</p>	<p>Prosecutorial diversion was funded for fiscal year 2020.</p>

Requirements	Date	Status	Progress Notes
<b>10. Develop a reliable and valid client-level data system to support better management and accountability of the forensic services system:</b>			
<p>E. Implementing revisions to the existing system or initiating development of a new forensic data and management information system.</p> <p>The decision was to initiate new system development efforts.</p>	<p>January 2020</p>	<p>Complete</p>	<p>Project governance has established a normal data / reporting meeting with RDA, OFMHS, and the project technical team.</p> <p>Data errors now generate RDA errors reports that are sent to OFMHS key personnel. Workflow issues are directed to OFMHS for adoption and technical issues are reviewed by the technical team for design changes.</p>

## **JULY 7, 2016 CONTEMPT ORDER STATUS UPDATES**

---

The three status updates required in the July 7, 2016 Court Order are below:

- (1) Monetary sanctions – fines are imposed on a per class member, per day basis. On the 15<sup>th</sup> of every month, DSHS is required to submit contempt fines data to the Court. These data were submitted to the Court on August 15, 2016 and will be included in this report, when finalized each month, as Appendices I and J;
- (2) Diversion plans – DSHS is ordered to develop, in consultation with the Court Monitor, plans for the expenditure of the contempt fines; and
- (3) Wait time data – DSHS shall submit to the Court wait time data in a manner identical to the data submitted on June 17, 2016 in the declaration of Bryan Zolnikov. These data are included in this report in Tables 11-13.

## **AUGUST 15, 2016 ORDER MODIFYING PERMANENT INJECTION AS TO IN JAIL COMPETENCY EVALUATIONS**

---

Pursuant to the August 15, 2016 Court Order, DSHS must provide in-jail competency evaluations within 14 days of a signed court order. When an in-jail evaluation cannot be completed within 14 days and good cause applies (i.e., delay due to clinical reasons, attorney, interpreter, or defense expert), an extension from the ordering court must be secured or DSHS must immediately admit the individual to a state hospital to finish conducting the evaluation. In order to comply with the reporting requirements of the Court Order, DSHS identified a need to revise both the current process used for seeking extensions from the criminal court, as well as the data collected during that process. Since the August 15 Court Order, DSHS identified a series of necessary changes that will enable DSHS to comply with the Order, to include the following:

- (1) Develop a list of data elements needed to comply with the Court Order to include additional delay data;
- (2) Develop a data dictionary to define the data elements needed;
- (3) Develop a process of reporting the information to the courts for the exception requests;
- (4) Identify the cutoff date for seeking an exception;
- (5) Develop a standardized form that can be used for seeking good cause exceptions;
- (6) Develop an operating procedure to guide evaluators through the new good cause process;
- (7) Coordinate with the Attorney General's Office to ensure adequate representation;
- (8) Develop a process for collecting the data to report to the courts for the exceptions and to maintain for monthly reporting;
- (9) Develop a model for the delays and the data pertaining to the delays; and
- (10) Modify the current IT systems or develop a new database in which to maintain the information once all above steps are completed.

DSHS implemented the FDS on August 1, 2018. Included in this design were the data elements needed to report to the courts. Included in the initial release is the implementation of the new forensic algorithm waitlist. Data was migrated from existing systems and provided the starting point for DSHS on August 1. The Project team continues to support the FDS, its users and the RDA unit to provide increased data granularity for reporting out of a new system.

The Forensic Advisory Committee (FAC) meets semi-monthly and provides business process clarification and recommendations to the technical team. The FAC will continue to meet to provide input during system optimization and future enhancements. Recommendations from the FAC may be referred to the Governance Committee when appropriate. The Governance Committee meets at least monthly to

monitor status and render final decisions on key topics. Governance also prioritizes the future functionality to ensure that the IT project work aligns with the needs of the Court and other stakeholders.

## APPENDICES

---

### **Appendices A-G:** Data Tables; Class Member Evaluation/Restoration Information; Class Member Restoration Information for the Maple Lane, Yakima, & Fort Steilacoom Programs; and Percent of Court Orders Received Within Three Days

This file is submitted with the DRAFT and FINAL reports and includes data tables as well as order received rate data.

### **Appendix H:** Outliers and Delay Comments

This file is submitted with the DRAFT and FINAL report and contains the Outlier data and delay comments.

### **Appendix I:** Calculation of Inpatient Contempt Fines

This file is submitted with the FINAL report only and contains the calculation of inpatient contempt fines data.

### **Appendix J:** Calculation of Jail-Based Contempt Fines

This file is submitted with the FINAL report only and contains the calculation of in-jail contempt fines data.

### **Appendix K:** Good Cause Exceptions

This file is submitted with the FINAL report only and contains the good cause extension request data.