

***Cassie Cordell Trueblood, et al., v. Washington State Department of
Social and Health Services, et al.***
Case No. C14-1178 MJP
DRAFT Monthly Report to the Court Appointed Monitor

August 31, 2020

Behavioral Health Administration
Office of Forensic Mental Health Services
PO Box 45050
Olympia, WA 98504-5050
(360) 725-2260
Fax: (360) 407-0304



TABLE OF CONTENTS

BACKGROUND	4
CLASS MEMBER STATUS SUMMARY INFORMATION	5
TEMPORARY CHANGES TO ADMISSIONS PRACTICES AT WSH, ESH, and the RTFs DUE TO THE COVID-19 PANDEMIC – JULY UPDATE	5
THE NEW OUTPATIENT COMPETENCY RESTORATION PROGRAM (OCRP)	5
ANALYSIS OF MATURE DATA: MAY 1, 2015 THROUGH JUNE 30, 2020	7
SUMMARY POINTS RELATED TO ORDERS AND TIMELINESS BASED ON MATURE JUNE DATA	7
OUTLIER CASES (MATURE) JUNE	9
CLASS MEMBER STATUS DATA TABLES	12
CLASS MEMBER STATUS DATA GRAPHS	23
TABLES 11-13x: SUMMARY OF JAIL EVALUATIONS, IN-PATIENT EVALUATIONS, AND RESTORATIONS BY MONTH SINCE FEBRUARY 2016	27
RESOURCES REQUIRED TO PROVIDE TIMELY COMPETENCY SERVICES	31
FUNDING AND RESOURCES	31
2019-2021 BIENNIAL BUDGET SUMMARY FOR TRUEBLOOD AGREED SETTLEMENT	31
NEED PROJECTIONS AND BED CAPACITY	33
<i>TRUEBLOOD</i> KEY ACCOMPLISHMENTS – JULY 2020	34
RECRUITING	34
RESIDENTIAL TREATMENT FACILITIES (RTF's) DATA	35
<i>TRUEBLOOD</i> IMPLEMENTATION STEPS TAKEN AND PLANNED – JULY 2020	37
FEBRUARY 8, 2016 COURT ORDER STATUS REPORT/UPDATES	57
JULY 7, 2016 CONTEMPT ORDER STATUS UPDATES	61
AUGUST 15, 2016 ORDER MODIFYING PERMANENT INJUCTION AS TO IN JAIL COMPETENCY EVALUATIONS	62
APPENDICES	64
Appendices A-G: Data Tables; Class Member Evaluation/Restoration Information; Class Member Restoration Information for the Maple Lane, Yakima, & Fort Steilacoom Programs; and Percent of Court Orders Received Within Three Days	64
Appendix H: Outliers and Delay Comments	64
Appendix I: Calculation of Inpatient Contempt Fines	64
Appendix J: Calculation of Jail-Based Contempt Fines	64
Appendix K: Good Cause Exceptions	64

Table of Tables and Figures

Table 1a. Outlier Cases (Mature)	9
Table 1b. Summary of Evaluator Delay Reasons	10
Table 1c. Summary of Admission Delay Reasons	11
Table 2. Class Member Status Western State Hospital – Jail-based Competency Evaluations	12
Table 3. Class Member Status Western State Hospital – Inpatient Competency Evaluation Services.....	13
Table 4a. Class Member Status Western State Hospital – Inpatient Competency Restoration Services.....	14
Table 4b. Class Member Status Residential Treatment Facilities – Inpatient Competency Restoration Services	15
Table 4x. Class Member Status OCRP	16
Table 5. Class Member Status Eastern State Hospital – Jail-based Competency Evaluations.....	17
Table 6. Class Member Status Eastern State Hospital – Inpatient Competency Services	18
Table 7. Class Member Status Eastern State Hospital – Inpatient Competency Restoration Services	19
Table 8. Class Member Status at WSH and ESH (Totals) – Jail-based Competency Evaluations	20
Table 9. Class Member Status at WSH and ESH State Hospital (Totals) – Inpatient Competency Evaluation	21
Table 10. Class Member Status at WSH and ESH State Hospital, and RTFs (Totals) – Inpatient Competency Restoration Services.....	22
Figure 1. Signed Evaluation Orders for Trueblood Class Members	23
Figure 2. Signed Restoration Orders for Trueblood Class Members	24
Figure 3. Median Days from Court Order Signature to Completed Evaluation	24
Figure 4. Average Days from Court Order Signature to Completed Evaluation	25
Figure 5. Median Days from Court Order Signature to Completed Restoration	25
Figure 6. Average Days from Court Order Signature to Completed Restoration	26
Table 11. Total Completed Jail Evaluation Orders by Month Court Order Signed	27
Table 12. Total Completed Inpatient Evaluation Orders by Month Court Order Signed	28
Table 13. Total Completed Restoration Orders by Month Court Order Signed	29
Table 13x. OCRP Completed Restoration Orders by Month Court Order Signed.....	30
Table 14. Monthly RTF Data for Yakima	35
Table 15. Monthly RTF Data for Maple Lane	36
Table 16. Monthly RTF Data for Fort Steilacoom	36
Table 17. Trueblood Implementation Steps	37
Table 18. Court Order Status Updates.....	57

BACKGROUND

On April 2, 2015, the Court ordered the Department of Social and Health Services (DSHS) to file monthly reports with the *Trueblood* Court Monitor on efforts to comply with Court Orders to provide timely competency evaluation and restoration services to Class Members. This monthly report is submitted August 31, 2020 and covers the events of July 2020. This report also provides status updates on additional Court Order requirements. On April 2, 2015, the Court ordered:

Defendants shall file a report with the Monitor on the fifth day of every month, which shall include:

- (1) the number of days between when a court ordered provision of competency services and when provision was completed, for each person ordered to receive competency services during the previous month;*
- (2) data regarding the number of evaluators, bed capacity, physicians, and other resources needed to provide timely competency services;*
- (3) the steps taken in the previous months to implement this order;*
- (4) when and what results are intended to be realized by each of these steps;*
- (5) the results realized in the previous month;*
- (6) the steps planned to be taken in the following month;*
- (7) certification by Defendants that they are fully compliant with all deadlines that became due in the previous month;*
- (8) Defendants' estimate for when the wait times will reach seven days or less, and all data relied on in making that estimate; and*
- (9) any other information the Monitor informs Defendants is necessary for the Monitor to fully review Defendants' actions and advise the Court.*

The April 2015 order was modified on February 8, 2016. Additional orders were issued on July 7, 2016, August 15, 2016, and April 26, 2017. Status updates on these orders requiring narrative in this report begin on page 61.

This report provides the Class Member data for competency services displayed in two periods: June 1, 2020 – June 30, 2020 and July 1, 2020 to July 31, 2020. The June data are considered “mature” and the July data are a “first look” data set. April 2015 is the baseline month for data analysis.

Specific Class Member evaluation and restoration information is included in the appendices to this report.

CLASS MEMBER STATUS SUMMARY INFORMATION

TEMPORARY CHANGES TO ADMISSIONS PRACTICES AT WSH, ESH, and the RTFs DUE TO THE COVID-19 PANDEMIC – JULY UPDATE

Due to the COVID-19 pandemic, and in an effort to protect both patients and staff in accord with guidance from federal, state, and local health departments and the DSHS incident command center, forensic admissions at WSH and ESH are occurring at a decreased capacity to ensure proper quarantining procedures for new admissions. Additionally, census at all three residential treatment facilities has been reduced by four to five patients to maintain proper physical distancing.

The Department of Health (DOH) has encouraged gradual admissions to WSH to limit exposure of COVID-19 among patients. As of August 14, 2020, WSH has had 16 confirmed cases of COVID-19 in patients and 64 confirmed cases in staff members, impacting many separate wards, including forensic wards.

Initially, ESH did not experience any COVID-19 cases; however, more recently a number of cases have resulted in two wards placed on quarantine with admissions temporarily placed on hold and diverted to WSH and the RTFs in the early portion of July. By late July, ESH was able to resume admissions following quarantine procedures employed by WSH. As of August 14, 2020, ESH has had 18 staff members test positive for COVID-19 and no patients.

Of the three RTFs, Fort Steilacoom, Maple Lane, and Yakima, only Yakima has had any positive COVID-19 test results with five staff members testing positive. Due to COVID-19, each facility has reduced its census to accommodate social distancing.

These are temporary measures that are necessary in order to implement COVID-19 protections at WSH, ESH, and the RTFs, and DSHS will continue to increase forensic admissions to all five facilities as soon as that can safely be accomplished. These measures are a change from prior practice, and are subject to change at any time as additional information is received.

THE NEW OUTPATIENT COMPETENCY RESTORATION PROGRAM (OCRP)

The OCRP element of the *Trueblood* settlement that is managed by the Health Care Authority (HCA), provides an additional option for courts to order community-based restoration services in a less restrictive environment for defendants with appropriate acuity levels. The intent of OCRP is to provide the most appropriate level of care to the individual, ideally closer to their home community. Providing restoration services in a safe and cost-effective environment, while utilizing the newly available community treatment program should hopefully reduce the number of people wait-listed to receive competency restoration in an inpatient setting.

On July 1, 2020, OCRP services debuted in two of the three Phase 1 regions of the *Trueblood* settlement. For this month's report covering events from July 1 – July 31, two new data tables are available in this monthly report: Tables 4x. and 13x. Additional figures and tables may be added as needed over the next one-to-two months. As you will note on the new tables, zero *Trueblood* class member cases are listed. One case did enter OCRP in July and did not qualify to be a class member for the reasons discussed below. As a result, the client's data is not included in this report.

As with any new program or process, it often takes some time to ensure all internal and external parties are functioning correctly. For the first OCRP client, the court did not understand the new OCRP process entirely, so they issued an initial order to an OCRP eligible in-jail defendant for a period of inpatient restoration. The court was educated to consider using OCRP, and then in the process, the defendant was released from jail, the court wrote an order for OCRP, and then realized the need to withdraw the competing inpatient order. By the time the court orders were accurately issued and processed, the now client was out on PR and no longer a *Trueblood* class member. The order of the court orders, when the orders took effect, and how the orders were implemented, unfortunately, removed this client from being a *Trueblood* class member.

ANALYSIS OF MATURE DATA: MAY 1, 2015 THROUGH JUNE 30, 2020

Note: These data are based on number of days from signature and not the new timeframes as described in the April 26, 2017 Court Order.

The average monthly referrals for each type of service are as follows:

- Average monthly jail-based evaluation orders signed for April 2015 - June 2020
 - Western State Hospital (WSH): 251.2
 - Eastern State Hospital (ESH): 58.8
 - Both hospitals: 310.0

- Average monthly inpatient evaluation orders signed for April 2015 - June 2020
 - WSH: 14.4
 - ESH: 8.3
 - Both hospitals: 22.7

- Average monthly restoration orders signed for April 2015 - June 2020
 - WSH: 82.1 *
 - ESH: 17.6
 - Both hospitals: 99.7 *
 - Hospitals + Residential Treatment Facility (RTF's): 108.0

- Average monthly RTF restoration orders signed for August 2018 - May June
 - RTF's: 33.4 **

* From April 2015 to July 2018, this figure also includes orders from the RTF's; therefore, these figures exceed the WSH figures and the two hospital figures combined.

** Prior to August 2018, RTF data was combined with WSH. From August 2018 onward, RTF data is reported separately.

SUMMARY POINTS RELATED TO ORDERS AND TIMELINESS BASED ON MATURE JUNE DATA**Orders:**

- The number of jail-based evaluation orders assigned to WSH rebounded another 16-percent in June (grew 9-percent in May) following February through April's significant declines (three-month drop of 53-percent). The three-month decline was enough to leave evaluations below WSH's monthly average, which has not occurred in at least one year and possibly longer.

- ESH's jail-based evaluation orders continued growing in June following a three-month decrease of 74-percent. Combined, the hospitals received 284 jail-based orders in June – a 28-percent increase during the two months covering May and June, following three consecutive months of sharp declines (57-percent overall). At this time, the primary reasons for this rebounding demand appears to be the loosening COVID-19 pandemic lockdown measures during Q2 2020. Numerous district and superior courts have significantly curtailed their criminal dockets, and many of the jails where our evaluators conduct client interviews have insufficient meeting space to observe social distancing and other important pandemic-related safety measures. As a result, many institutions are re-opening and resuming modified operations.

- WSH received 10 inpatient evaluation orders, which is substantially greater than in recent months but it still remains substantially below the 14.4 monthly average. ESH had 16 inpatient evaluation orders, which is nearly double their 8.3 monthly average. Orders at both hospitals totaled 26, which is an increase compared to the 22.6 per month inpatient evaluation average.
- WSH received 41 restoration orders in June, a significant increase in orders compared to May. The average number of restoration orders is 72.0. ESH had 7 orders in June, which is a decrease in orders compared to May. The RTF's received 24 orders, which is a moderate increase compared to May and remains significantly below their monthly average of 33.4* orders. There were 72 restoration orders across both hospitals and the RTF's in June, which remains significantly below the long term monthly average of 108.0 orders per month at all inpatient facilities combined.

* Prior to August 2018, RTF data was included with the data for WSH. From August 2018 onward, RTF data is reported separately.

Wait Times:

- Regarding jail-based 14-day evaluation completion times, WSH decreased to 12.3 days on average in June, from order to completion. ESH evaluation times inched up slightly on average to 11.2 days. The combined average, across the system, decreased to 12.2 days.
- The average inpatient evaluation admission wait time at WSH is currently 55.0 days in June climbing from zero days and n/a in May and April as no orders progressed from court signature through to completed restoration or release within the same calendar month. ESH's average wait time increased by nearly 50-percent in June as orders increased by more than 500%. It is worth noting that the average inpatient evaluation wait times are subject to significant monthly swings in either direction due to the small numbers of patients being admitted and evaluated through this legal authority.
- Restoration admission wait times at WSH is 90.3-days on average in June, which represents a significant increase in wait times beginning back in April when the full effects of the COVID-19 pandemic began impacting operations. The ESH average is 53.6-days in June, which is a modest decrease in wait times compared to May. The combined average admission wait time for inpatient restoration was 70.4-days in June, which represents an almost doubling in the wait time since the most recent wait time floor was established in March 2020 at 32.8-days.

Timeliness:

- At ESH, overall timeliness for jail-based evaluation completion increased significantly to an average 75-percent completion rate within 14 days from receipt of order. WSH's completion rate increased to 85-percent in June.
- At both hospitals combined, overall timeliness for inpatient evaluation admissions is at a 4-percent completion rate within 7 days from receipt of order. This is an increase from the prior month.
- At both hospitals and the RTF's combined, overall timeliness for inpatient restoration admissions improved to a 5-percent completion rate within 7 days.

OUTLIER CASES (MATURE) JUNE

Evaluations and restorations not completed within standard timelines become outliers. The monthly outlier population cases have been defined as:

- Population is active span cases from the “mature” data month. Currently, the “mature” month June.
- Evaluation spans: are incomplete, or were completed after the end of the “mature” month and wait more than 20-days for an evaluation (In-Jail), or admission (Inpatient), or a change of client status to out of jail, or order withdrawn by court.
- Restoration spans: are incomplete, or were completed after the end of the “mature” month and wait more than 40-days for admission, or a change of client status to out of jail, or order withdrawn by the court.

Table 1a. Outlier Cases (Mature)

TABLE 1a. OUTLIERS FOR THE MONTH OF: June-2020			
Type	Number of spans:	span begin to span end, or end of reporting period	
		Minimum Number of days	Maximum Number of days
In-Jail Evaluations	2	117	120
Inpatient Evaluations	18	27	130
Restorations	61	42	146

Table 1 continues below detailing reasons contributing to delays in completing evaluations for outlier cases. The *Trueblood* definition for outliers is offered on page 6.

Table 1b. Summary of Evaluator Delay Reasons

TABLE 1b. Continued SUMMARY OF EVALUATOR DELAY REASONS ¹			
REASONS FOR DELAY IN DATABASE	In-Jail Evaluations	Inpatient Evaluations	Restorations
Defendant No Show			
Defendant Reschedule	1		
Evaluator availability			
Police reports availability			
Relevant discovery availability			
Jail/Outside facility staffing issues	1		
Attorney scheduling conflicts			
Jail return/Discharge with no eval done			
Requires amended court order			
Charges adjudicated prior to eval			
New charges - wait for new court order			
Client released from custody & can't be located			
Defendant would not participate without attorney present			
Defendant would not cooperate with evaluation			
Interpreter needed but court order did not request it			
Other patient cooperation problem			
Evaluator rejected by prosecutor			
Medical Record/Collateral Information			
Interpreter scheduling conflicts			
Defense Expert scheduling			
police reports	1	1	
Attorney No Show			
Jail conference room availability/scheduling issues			
Processor error/clerical error			
Delay in Report Distribution			
Client or other required evaluation personnel have contracted or been exp			
No COVID-safe option to conduct the evaluation	2		
Delay in Submission of Evaluation Report due to Staff Furlough			
Order Processing Delay due to Staff Furlough			
Unknown			
Not Applicable ²		17	61

¹An incomplete case may have more than one delay reason. Therefore, the number of delay reasons may be greater than the number of outlier cases.

²Not Applicable indicates that none of the delays listed in the table apply to the competency service specified.

Finally, Table 1 concludes below with a focus on the reasons outlier cases are delayed prior to and during the admissions process for in-patient services.

Table 1c. Summary of Admission Delay Reasons

TABLE 1c. continued SUMMARY OF ADMISSION DELAY REASONS ¹			
REASONS FOR DELAY IN DATABASE	In-Jail Evaluations	Inpatient Evaluations	Restorations
Bed availability		16	59
Medical clearance availability			
Police reports availability			
Relevant discovery availability			
NCIC/Processing			
Hospital staffing issues			
Jail/Outside facility staffing issues			
Jail return/Discharge with no eval done			
Requires amended court order			
Charges adjudicated prior to eval			
Other patient cooperation problem			
Evaluator rejected by prosecutor			
Medical Record/Collateral Information			
Awaiting Instructions from Court			
change from JH to PR			
Client released from custody & can't be located			
In Custody - Not In Jail			
in hospital - furlough from jail			1
Medical Clearance Needed		1	
Client contracted or has been exposed to COVID-19			
Client Being Reevaluated			
Order Processing Delay due to Staff Furlough			
Unknown		1	1
Not Applicable ²	2		

¹An incomplete case may have more than one delay reason. Therefore, the number of delay reasons may be greater than the number of outlier cases.

²Not Applicable indicates that none of the delays listed in the table apply to the competency service specified.

CLASS MEMBER STATUS DATA TABLES

The following series of tables present class member status data for June. July data are “first look” and are subject to change.

Table 2. Class Member Status Western State Hospital – Jail-based Competency Evaluations

TABLE 2. Class Member Status Western State Hospital – Jail-based Competency Evaluations ¹													
MONTH	Court Orders Signed ²	Days from order signature to ³ :						Court Orders Completed ⁴	Days from order signed to completion ⁵		within 14 days from order signature date ^{5,6}	within 14 days from receipt of order ^{5,6}	within 14 days from receipt of order or 21 days from order signature date ^{5,6}
		hospital receipt of order		hospital receipt of discovery		end of reporting month for incomplete referrals			Average	Median			
		Average	Median	Average	Median	Average	Median						
Jul-19	388	0.6	0.0	1.0	0.0	n/a	n/a	379	12.3	13.0	75 %	79 %	80 %
Aug-19	368	0.7	0.0	1.1	0.0	n/a	n/a	360	11.7	12.0	81 %	86 %	89 %
Sep-19	294	0.6	0.0	0.9	0.0	n/a	n/a	328	12.0	13.0	84 %	87 %	89 %
Oct-19	411	0.7	0.0	1.0	0.0	n/a	n/a	374	11.5	12.0	84 %	88 %	91 %
Nov-19	306	0.8	0.0	1.0	0.0	n/a	n/a	326	12.6	13.0	78 %	85 %	89 %
Dec-19	337	0.5	0.0	0.8	0.0	n/a	n/a	344	12.6	13.0	69 %	76 %	77 %
Jan-20	393	0.5	0.0	0.8	0.0	n/a	n/a	360	12.2	13.0	76 %	81 %	85 %
Feb-20	358	0.5	0.0	0.8	0.0	n/a	n/a	373	12.1	13.0	81 %	84 %	86 %
Mar-20	247	0.6	0.0	0.9	0.0	n/a	n/a	338	12.3	13.0	78 %	82 %	85 %
Apr-20	183	0.5	0.0	0.8	0.0	n/a	n/a	150	13.7	13.0	62 %	68 %	69 %
May-20	202	0.4	0.0	0.5	0.0	n/a	n/a	200	14.3	13.0	65 %	71 %	72 %
Jun-20	240	0.7	0.0	0.9	0.0	n/a	n/a	244	12.3	13.0	83 %	85 %	86 %
Jul-20	296	0.7	0.0	0.7	0.0	3.9	2.0	268	12.1	12.5	80 %	81 %	83 %

¹Data before - AUG-2018 is previously reported data from the legacy data systems. Data from AUG-2018 onward, is updated data pulled from the new BHA - Forensic Data System and is based on the number of periods individuals waited for competency services in jail.

²Court Orders Signed is the number of court orders signed in the specified month and any additional in-jail stays (i.e., periods of waiting for competency services in jail) starting in the specified month because a class member entered jail from the community while awaiting a court-ordered competency service.

³Days from order signature to³ represents the number of days from the beginning of a period of waiting in jail for competency services to the specified timeframe (i.e., hospital receipt of order, hospital receipt of discovery, end of reporting month of incomplete referrals, and completion (or the end of a period of waiting in jail for competency services)).

⁴Court Orders Completed is the number of cases completed in the month specified. Cases are completed if the report is sent to the court, the order is withdrawn or dismissed, or the client is no longer waiting for services in jail. Counts prior to AUG-18 are taken from previously reported classmember populations provided with monthly court report submissions. Counts since AUG-18 are from data recorded in the BHA Forensic Data System.

⁵From AUG-2018 onward, the following data elements exclude periods of waiting for competency services in jail that have not yet ended: completion and the percent completed variables. Once the waiting period has ended, those cases will be included in the wait-time and percents.

⁶From April 2015 to June 2016, the in-jail evaluation compliance deadline was within 7 days from court order signature date, and from July 2016 to April 2017, the in-jail evaluation compliance deadline was within 14 days from court order signature date. As of May 2017, DSHS compliance data are calculated and summarized in this table based on the modified deadline for in-jail competency evaluations outlined in the order DSHS received on 4/26/2017 adopting the Mediated Settlement Agreement, Dkt. # 389, stating: “DSHS shall complete in-jail competency evaluations within the shorter of either a) 14 days from receipt of order or b) 21 days from signature of order”. To comply with the new requirements, this report captures two additional sets of compliance information beginning in May, 2017. The first is percentage of orders completed within 14 days from receipt of order (if the order was received within 0 and 7 days from order signature date) (or 14 days from the beginning or notification of a period of waiting in jail). The second is percentage of all orders completed within either of the two compliance deadlines: 14 days from receipt of order (if the order was received within 0 and 7 days from order signature date) (or 14 days from the beginning or notification of a period of waiting in jail) or 21 days from order signature date (if the order was received after 7 days from order signature date). In addition, starting in August 2018, the in-jail evaluation compliance calculations are adjusted based on Good Cause Extensions granted by the court.

Table 3. Class Member Status Western State Hospital – Inpatient Competency Evaluation Services

TABLE 3. Class Member Status Western State Hospital – Inpatient Competency Services (Inpatient Evaluations)¹

MONTH	Court Orders Signed ²	Days from order signature to ³ :						Court Orders Completed ⁴	Days from order signed to completion ⁵		Percent complete within 7 days from order signature date ^{5,6}	Percent completed within 7 days from receipt of order ^{5,6}	Percent completed within 7 days from receipt of order or within 14 days from order signature date ^{5,6}
		hospital receipt of order		hospital receipt of discovery		end of reporting month for incomplete referrals			Average	Median			
		Average	Median	Average	Median	Average	Median						
Jul-19	4	5.5	0.0	7.7	0.0	n/a	n/a	10	46.6	49.5	0%	0%	0%
Aug-19	18	4.2	0.0	5.4	0.0	n/a	n/a	11	47.7	54.0	9%	9%	9%
Sep-19	8	1.3	0.0	1.4	0.0	n/a	n/a	13	51.9	40.0	15%	15%	15%
Oct-19	2	0.4	0.0	0.5	0.0	n/a	n/a	10	51.2	54.5	10%	10%	10%
Nov-19	7	0.9	0.0	0.9	0.0	n/a	n/a	7	35.3	46.0	0%	0%	0%
Dec-19	2	0.9	0.5	0.9	0.5	n/a	n/a	6	36.8	30.0	0%	0%	0%
Jan-20	8	0.0	0.0	0.0	0.0	n/a	n/a	3	22.7	26.0	0%	0%	0%
Feb-20	9	0.1	0.0	0.1	0.0	n/a	n/a	6	19.8	21.5	0%	0%	0%
Mar-20	3	0.2	0.0	0.2	0.0	142.0	142.0	6	42.8	48.5	17%	17%	17%
Apr-20	4	0.2	0.0	0.3	0.0	121.1	115.0	0	n/a	n/a	n/a	n/a	n/a
May-20	4	0.5	0.0	0.6	0.0	121.1	115.0	1	0.0	0.0	100%	100%	100%
Jun-20	10	0.5	0.0	0.4	0.0	84.5	100.0	8	55.0	18.0	0%	0%	0%
Jul-20	5	0.3	0.0	0.2	0.0	65.4	44.5	2	41.5	41.5	0%	0%	0%

¹Data before - AUG-2018 is previously reported data from the legacy data systems. Data from AUG-2018 onward, is updated data pulled from the new BHA - Forensic Data System and is based on the number of periods individuals waited for competency services in jail.

²Court Orders Signed is the number of court orders signed in the specified month and any additional in-jail stays (i.e., periods of waiting for competency services in jail) starting in the specified month because a class member entered jail from the community while awaiting a court-ordered competency service.

³Days from order signature to³ represents the number of days from the beginning of a period of waiting in jail for competency services to the specified timeframe (i.e., hospital receipt of order, hospital receipt of discovery, end of reporting month of incomplete referrals, and completion (or the end of a period of waiting in jail for competency services)).

⁴Court Orders Completed is the number of cases completed in the month specified. Cases are completed if the client is admitted for services, the order is withdrawn or dismissed, or the client is no longer waiting for services in jail. Counts prior to AUG-18 are taken from previously reported classmember populations provided with monthly court report submissions. Counts since AUG-18 are from data recorded in the BHA Forensic Data System.

⁵From AUG-2018 onward, the following data elements exclude periods of waiting for competency services in jail that have not yet ended: completion and the percent completed variables. Once the waiting period has ended, those cases will be included in the wait-time and percents.

⁶From April 2015 April 2017, the inpatient evaluation and restoration compliance deadline was within 7 days from court order signature date. As of May 2017, DSHS compliance data are calculated and summarized in this table based on the modified deadline for inpatient competency evaluation and restoration services outlined in the order DSHS received on 4/26/2017 adopting the Mediated Settlement Agreement, Dkt. # 389, stating: "DSHS shall complete inpatient competency evaluation and restorations within the shorter of either a) 7 days from receipt of order or b) 14 days from signature of order". To comply with the new requirements, this report captures two additional sets of compliance information beginning in May, 2017. The first is percentage of orders completed within 7 days from receipt of order (if the order was received within 0 and 7 days from order signature date) (or 7 days from the beginning or notification of a period of waiting in jail). The second is percentage of all orders completed within either of the two compliance deadlines: 7 days from receipt of order (if the order was received within 0 and 7 days from order signature date) (or 7 days from the beginning or notification of a period of waiting in jail) or 14 days from order signature date (if the order was received after 7 days from order signature date).

Table 4a. Class Member Status Western State Hospital – Inpatient Competency Restoration Services

TABLE 4a. Class Member Status Western State Hospital – Inpatient Competency Services (Restorations)¹

MONTH	Court Orders Signed ²	Days from order signature to ³ :						Court Orders Completed ⁴	Days from order signed to completion ⁵		Percent complete within 7 days from order signature date ^{5,6}	Percent completed within 7 days from receipt of order ^{5,6}	Percent completed within 7 days from receipt of order or within 14 days from order signature date ^{5,6}
		hospital receipt of order		hospital receipt of discovery		end of reporting month for incomplete referrals			Average	Median			
		Average	Median	Average	Median	Average	Median						
Jul-19	58	4.4	0.0	6.8	0.0	n/a	n/a	65	35.1	29.0	29%	28%	29%
Aug-19	76	4.0	0.0	6.0	0.0	n/a	n/a	68	41.4	45.5	24%	25%	26%
Sep-19	73	4.8	0.0	6.6	0.0	n/a	n/a	78	43.3	42.0	21%	23%	23%
Oct-19	100	4.4	0.0	4.6	0.0	n/a	n/a	100	32.4	29.0	29%	31%	31%
Nov-19	64	4.4	0.0	4.4	0.0	n/a	n/a	68	29.3	24.0	25%	26%	28%
Dec-19	82	3.1	0.0	3.1	0.0	n/a	n/a	81	32.1	36.0	31%	33%	35%
Jan-20	58	2.2	0.0	2.3	0.0	n/a	n/a	68	40.0	38.5	15%	18%	18%
Feb-20	61	2.2	0.0	2.3	0.0	163.0	163.0	56	39.9	41.5	9%	11%	11%
Mar-20	57	1.8	0.0	1.9	0.0	135.7	135.0	59	25.6	23.0	12%	14%	15%
Apr-20	41	1.9	0.0	1.9	0.0	116.2	115.0	29	41.2	34.0	14%	14%	14%
May-20	30	1.8	0.0	1.8	0.0	104.7	106.0	25	63.6	43.0	0%	0%	0%
Jun-20	41	1.7	0.0	1.6	0.0	84.4	86.0	40	90.3	87.0	3%	3%	3%
Jul-20	69	0.6	0.0	0.6	0.0	51.6	37.0	35	39.7	25.0	9%	9%	9%

¹Data before - AUG-2018 is previously reported data from the legacy data systems and includes both WSH and RTF data for those months in this table. Data from AUG-2018 onward, is updated data pulled from the new BHA - Forensic Data System, is based on the number of periods individuals waited for competency services in jail, and only includes WSH data for those months in this table.

²Court Orders Signed is the number of court orders signed in the specified month and any additional in-jail stays (i.e., periods of waiting for competency services in jail) starting in the specified month because a class member entered jail from the community while awaiting a court-ordered competency service.

³Days from order signature to³ represents the number of days from the beginning of a period of waiting in jail for competency services to the specified timeframe (i.e., hospital receipt of order, hospital receipt of discovery, end of reporting month of incomplete referrals, and completion (or the end of a period of waiting in jail for competency services)).

⁴Court Orders Completed is the number of cases completed in the month specified. Cases are completed if the client is admitted for services, the order is withdrawn or dismissed, or the client is no longer waiting for services in jail. Counts prior to AUG-18 are taken from previously reported classmember populations provided with monthly court report submissions. Counts since AUG-18 are from data recorded in the BHA Forensic Data System.

⁵From AUG-2018 onward, the following data elements exclude periods of waiting for competency services in jail that have not yet ended: completion and the percent completed variables. Once the waiting period has ended, those cases will be included in the wait-time and percents.

⁶From April 2015 April 2017, the inpatient evaluation and restoration compliance deadline was within 7 days from court order signature date. As of May 2017, DSHS compliance data are calculated and summarized in this table based on the modified deadline for inpatient competency evaluation and restoration services outlined in the order DSHS received on 4/26/2017 adopting the Mediated Settlement Agreement, Dkt. # 389, stating: "DSHS shall complete inpatient competency evaluation and restorations within the shorter of either a) 7 days from receipt of order or b) 14 days from signature of order". To comply with the new requirements, this report captures two additional sets of compliance information beginning in May, 2017. The first is percentage of orders completed within 7 days from receipt of order (if the order was received within 0 and 7 days from order signature date) (or 7 days from the beginning or notification of a period of waiting in jail). The second is percentage of all orders completed within either of the two compliance deadlines: 7 days from receipt of order (if the order was received within 0 and 7 days from order signature date) (or 7 days from the beginning or notification of a period of waiting in jail) or 14 days from order signature date (if the order was received after 7 days from order signature date).

Table 4b. Class Member Status Residential Treatment Facilities – Inpatient Competency Restoration Services

TABLE 4b. Class Member Status Residential Treatment Facilities – Inpatient Competency Services (Restorations)¹

MONTH	Court Orders Signed ²	Days from order signature to ³ :						Court Orders Completed ⁴	Days from order signed to completion ⁵		Percent complete within 7 days from order signature date ^{5,6}	Percent completed within 7 days from receipt of order ^{5,6}	Percent completed within 7 days from receipt of order or within 14 days from order signature date ^{5,6}
		hospital receipt of order		hospital receipt of discovery		end of reporting month for incomplete referrals			Average	Median			
		Average	Median	Average	Median	Average	Median						
Jul-19	34	1.8	0.0	1.8	0.0	n/a	n/a	48	42.8	47.5	17 %	17 %	19 %
Aug-19	46	1.9	0.0	1.9	0.0	n/a	n/a	35	38.3	42.0	29 %	29 %	29 %
Sep-19	22	0.7	0.0	0.8	0.0	n/a	n/a	28	47.9	56.0	14 %	14 %	14 %
Oct-19	43	1.4	0.0	1.4	0.0	n/a	n/a	47	41.1	48.0	17 %	19 %	19 %
Nov-19	54	1.1	0.0	1.2	0.0	n/a	n/a	40	28.0	32.5	30 %	30 %	30 %
Dec-19	37	1.2	0.0	1.3	0.0	n/a	n/a	41	27.1	27.0	22 %	22 %	22 %
Jan-20	47	0.6	0.0	0.5	0.0	n/a	n/a	48	41.2	42.5	4 %	4 %	4 %
Feb-20	16	1.4	0.0	1.3	0.0	n/a	n/a	33	36.7	34.0	6 %	6 %	6 %
Mar-20	28	1.5	0.0	2.1	0.0	n/a	n/a	31	36.9	33.0	3 %	3 %	3 %
Apr-20	26	1.2	0.0	2.7	0.0	n/a	n/a	25	33.2	27.0	8 %	12 %	12 %
May-20	18	0.9	0.0	0.5	0.0	n/a	n/a	20	46.6	35.5	0 %	0 %	0 %
Jun-20	24	1.2	0.0	1.0	0.0	n/a	n/a	23	43.8	41.0	9 %	9 %	9 %
Jul-20	9	1.6	0.0	1.1	0.0	n/a	n/a	35	36.8	33.0	3 %	3 %	3 %

¹Data before - AUG-2018 is not included because during those months, the RTF data was combined with the WSH data. Data from AUG-2018 onward, is updated data pulled from the new BHA - Forensic Data System and is based on the number of periods individuals waited for competency services in jail.

²Court Orders Signed is the number of court orders signed in the specified month and any additional in-jail stays (i.e., periods of waiting for competency services in jail) starting in the specified month because a class member entered jail from the community while awaiting a court-ordered competency service.

³Days from order signature to³ represents the number of days from the beginning of a period of waiting in jail for competency services to the specified timeframe (i.e., hospital receipt of order, hospital receipt of discovery, end of reporting month of incomplete referrals, and completion (or the end of a period of waiting in jail for competency services)).

⁴Court Orders Completed is the number of cases completed in the month specified. Cases are completed if the client is admitted for services, the order is withdrawn or dismissed, or the client is no longer waiting for services in jail. Counts prior to AUG-18 are taken from previously reported classmember populations provided with monthly court report submissions. Counts since AUG-18 are from data recorded in the BHA Forensic Data System.

⁵From AUG-2018 onward, the following data elements exclude periods of waiting for competency services in jail that have not yet ended: completion and the percent completed variables. Once the waiting period has ended, those cases will be included in the wait-time and percents.

⁶From April 2015 April 2017, the inpatient evaluation and restoration compliance deadline was within 7 days from court order signature date. As of May 2017, DSHS compliance data are calculated and summarized in this table based on the modified deadline for inpatient competency evaluation and restoration services outlined in the order DSHS received on 4/26/2017 adopting the Mediated Settlement Agreement, Dkt. # 389, stating: "DSHS shall complete inpatient competency evaluation and restorations within the shorter of either a) 7 days from receipt of order or b) 14 days from signature of order". To comply with the new requirements, this report captures two additional sets of compliance information beginning in May, 2017. The first is percentage of orders completed within 7 days from receipt of order (if the order was received within 0 and 7 days from order signature date) (or 7 days from the beginning or notification of a period of waiting in jail). The second is percentage of all orders completed within either of the two compliance deadlines: 7 days from receipt of order (if the order was received within 0 and 7 days from order signature date) (or 7 days from the beginning or notification of a period of waiting in jail) or 14 days from order signature date (if the order was received after 7 days from order signature date).

On July 1, 2020, OCRP services debuted in two of the three Phase 1 regions of the *Trueblood* settlement. For this month’s report, covering events from July 1 – July 31, Table 4x. below is one of two new data tables available in this monthly report. One case did enter OCRP in July and did not qualify to be a class member. As a result, the client’s data is not included in table below.

Table 4x. Class Member Status OCRP

Class Member Status Outpatient Competency Restoration Program (OCRP) ¹													
MONTH	Court Orders Signed ²	Days from order signature to ³ :						Court Orders Completed ⁴	Days from order signed to completion ⁵		Percent complete within 7 days from order signature date ^{5,6}	Percent completed within 7 days from receipt of order ^{5,6}	Percent completed within 7 days from receipt of order or within 14 days from order signature date ^{5,6}
		hospital receipt of order		hospital receipt of discovery		end of reporting month for incomplete referrals			Average	Median			
		Average	Median	Average	Median	Average	Median						
Jul-20	0	n/a	n/a	n/a	n/a	n/a	n/a	0	n/a	n/a	n/a	n/a	n/a

¹The OCRP was implemented July 1, 2020. The data are pulled from the BHA Forensic Data System and Navigator Case Management System and based on the number of periods individuals waited for competency services in jail.

²**Court Orders Signed** is the number of court orders signed in the specified month and any additional in-jail stays (i.e., periods of waiting for competency services in jail) starting in the specified month because a class member entered jail from the community while awaiting a court-ordered competency service.

³**"Days from order signature to"** represents the number of days from the beginning of a period of waiting in jail for competency services to the specified timeframe (i.e., hospital receipt of order, hospital receipt of discovery, end of reporting month of incomplete referrals, and completion (or the end of a period of waiting in jail for competency services)).

⁴**Court Orders Completed** is the number of cases completed in the month specified. Cases are completed if the client is admitted for services, the order is withdrawn or dismissed, or the client is no longer waiting for services in jail. Counts are from data recorded in the BHA Forensic Data System and Navigator Case Management System.

⁵The following data elements exclude periods of waiting for competency services in jail that have not yet ended: completion and the percent completed variables. Once the waiting period has ended, those cases will be included in the wait-time and percents.

⁶According to the Settlement Agreement, "For criminal defendants waiting in jail, an offer of admission to the community outpatient restoration services program will occur within the constitutional timelines for restoration as outlined by the Federal Court." Therefore, this table captures the 3 compliance deadlines captured for inpatient competency restoration: 1) percent completed within 7 days from court order signature date (as stipulated from April 2015 to April 2017) and 2) percent of orders completed within 7 days from receipt of order (if the order was received within 0 and 7 days from order signature date) (or 7 days from the beginning or notification of a period of waiting in jail) and 3) percent of all orders completed within either of two compliance deadlines: 7 days from receipt of order (if the order was received within 0 and 7 days from order signature date) (or 7 days from the beginning or notification of a period of waiting in jail) or 14 days from order signature date (if the order was received after 7 days from order signature date) (from May 2017 onward as outlined in the order DSHS received on 4/26/2017 adopting the Mediated Settlement Agreement, Dkt. # 389).

Table 5. Class Member Status Eastern State Hospital – Jail-based Competency Evaluations

TABLE 5. Class Member Status Eastern State Hospital – Jail-based Competency Evaluations ¹													
MONTH	Court Orders Signed ²	Days from order signature to ³ :						Court Orders Completed ⁴	Days from order signed to completion ⁵		within 14 days from order signature date ^{5,6}	within 14 days from receipt of order ^{5,6}	within 14 days from receipt of order or 21 days from order signature date ^{5,6}
		hospital receipt of order		hospital receipt of discovery		end of reporting month for incomplete referrals			Average	Median			
		Average	Median	Average	Median	Average	Median						
Jul-19	80	1.3	0.0	2.0	1.0	n/a	n/a	86	16.3	15.0	43 %	51 %	58 %
Aug-19	83	0.6	0.0	0.9	0.0	n/a	n/a	86	11.0	10.0	70 %	71 %	84 %
Sep-19	85	0.8	0.0	1.3	1.0	n/a	n/a	75	11.7	12.0	73 %	81 %	85 %
Oct-19	95	1.1	0.0	1.9	1.0	n/a	n/a	101	12.1	13.0	67 %	77 %	86 %
Nov-19	76	0.9	0.0	1.9	1.0	n/a	n/a	75	14.4	13.0	63 %	71 %	76 %
Dec-19	68	0.5	0.0	1.4	1.0	n/a	n/a	82	13.6	14.0	52 %	60 %	63 %
Jan-20	82	0.7	0.0	1.4	1.0	n/a	n/a	75	13.1	13.0	63 %	72 %	79 %
Feb-20	67	0.7	0.0	1.7	1.0	n/a	n/a	66	11.4	12.5	68 %	71 %	73 %
Mar-20	60	0.7	0.0	1.3	1.0	n/a	n/a	69	12.8	13.0	74 %	77 %	80 %
Apr-20	21	0.6	0.0	1.0	1.0	n/a	n/a	34	11.3	9.5	85 %	88 %	91 %
May-20	39	0.3	0.0	1.1	1.0	n/a	n/a	31	11.0	8.0	90 %	90 %	90 %
Jun-20	44	0.7	0.0	1.8	1.0	n/a	n/a	32	11.2	10.5	72 %	75 %	88 %
Jul-20	52	0.6	0.0	1.5	1.0	2.8	2.5	65	12.7	10.0	71 %	74 %	88 %

¹Data before - AUG-2018 is previously reported data from the legacy data systems. Data from AUG-2018 onward, is updated data pulled from the new BHA - Forensic Data System and is based on the number of periods individuals waited for competency services in jail.

²Court Orders Signed is the number of court orders signed in the specified month and any additional in-jail stays (i.e., periods of waiting for competency services in jail) starting in the specified month because a class member entered jail from the community while awaiting a court-ordered competency service.

³Days from order signature to³ represents the number of days from the beginning of a period of waiting in jail for competency services to the specified timeframe (i.e., hospital receipt of order, hospital receipt of discovery, end of reporting month of incomplete referrals, and completion (or the end of a period of waiting in jail for competency services)).

⁴Court Orders Completed is the number of cases completed in the month specified. Cases are completed if the report is sent to the court, the order is withdrawn or dismissed, or the client is no longer waiting for services in jail. Counts prior to AUG-18 are taken from previously reported classmember populations provided with monthly court report submissions. Counts since AUG-18 are from data recorded in the BHA Forensic Data System.

⁵From AUG-2018 onward, the following data elements exclude periods of waiting for competency services in jail that have not yet ended: completion and the percent completed variables. Once the waiting period has ended, those cases will be included in the wait-time and percents.

⁶From April 2015 to June 2016, the in-jail evaluation compliance deadline was within 7 days from court order signature date, and from July 2016 to April 2017, the in-jail evaluation compliance deadline was within 14 days from court order signature date. As of May 2017, DSHS compliance data are calculated and summarized in this table based on the modified deadline for in-jail competency evaluations outlined in the order DSHS received on 4/26/2017 adopting the Mediated Settlement Agreement, Dkt. # 389, stating: "DSHS shall complete in-jail competency evaluations within the shorter of either a) 14 days from receipt of order or b) 21 days from signature of order". To comply with the new requirements, this report captures two additional sets of compliance information beginning in May, 2017. The first is percentage of orders completed within 14 days from receipt of order (if the order was received within 0 and 7 days from order signature date) (or 14 days from the beginning or notification of a period of waiting in jail). The second is percentage of all orders completed within either of the two compliance deadlines: 14 days from receipt of order (if the order was received within 0 and 7 days from order signature date) (or 14 days from the beginning or notification of a period of waiting in jail) or 21 days from order signature date (if the order was received after 7 days from order signature date). In addition, starting in August 2018, the in-jail evaluation compliance calculations are adjusted based on Good Cause Extensions granted by the court.

Table 6. Class Member Status Eastern State Hospital – Inpatient Competency Services

TABLE 6. Class Member Status Eastern State Hospital – Inpatient Competency Services (Inpatient Evaluations)¹

MONTH	Court Orders Signed ²	Days from order signature to ³ :						Court Orders Completed ⁴	Days from order signed to completion ⁵		Percent complete within 7 days from order signature date ^{5,6}	Percent completed within 7 days from receipt of order ^{5,6}	Percent completed within 7 days from receipt of order or within 14 days from order signature date ^{5,6}
		hospital receipt of order		hospital receipt of discovery		end of reporting month for incomplete referrals			Average	Median			
		Average	Median	Average	Median	Average	Median						
Jul-19	10	4.0	0.0	0.5	0.0	n/a	n/a	11	40.3	41.0	0%	0%	9%
Aug-19	9	0.4	0.0	0.5	0.0	n/a	n/a	15	28.7	21.0	20%	20%	20%
Sep-19	13	0.3	0.0	2.0	0.0	n/a	n/a	9	24.7	16.0	11%	11%	22%
Oct-19	6	0.1	0.0	2.0	0.0	n/a	n/a	11	36.8	41.0	0%	0%	9%
Nov-19	10	0.3	0.0	0.4	0.0	n/a	n/a	8	24.5	20.5	13%	13%	13%
Dec-19	13	0.3	0.0	0.6	0.0	n/a	n/a	11	21.6	21.0	18%	18%	36%
Jan-20	11	0.1	0.0	0.4	0.0	n/a	n/a	9	19.2	23.0	11%	11%	11%
Feb-20	4	0.2	0.0	0.4	0.0	n/a	n/a	8	26.3	22.0	25%	25%	38%
Mar-20	7	0.3	0.0	2.1	0.0	137.0	137.0	5	56.0	56.0	0%	0%	0%
Apr-20	2	0.4	0.0	2.3	0.0	137.0	137.0	4	16.8	12.0	50%	50%	50%
May-20	3	0.1	0.0	2.7	0.0	88.3	65.0	3	48.3	44.0	0%	0%	0%
Jun-20	16	0.8	0.0	1.1	0.0	50.7	44.0	3	72.0	92.0	33%	33%	33%
Jul-20	13	0.6	0.0	0.7	0.0	37.5	32.0	7	26.0	5.0	43%	43%	57%

¹Data before - AUG-2018 is previously reported data from the legacy data systems. Data from AUG-2018 onward, is updated data pulled from the new BHA - Forensic Data System and is based on the number of periods individuals waited for competency services in jail.

²Court Orders Signed is the number of court orders signed in the specified month and any additional in-jail stays (i.e., periods of waiting for competency services in jail) starting in the specified month because a class member entered jail from the community while awaiting a court-ordered competency service.

³Days from order signature to³ represents the number of days from the beginning of a period of waiting in jail for competency services to the specified timeframe (i.e., hospital receipt of order, hospital receipt of discovery, end of reporting month of incomplete referrals, and completion (or the end of a period of waiting in jail for competency services)).

⁴Court Orders Completed is the number of cases completed in the month specified. Cases are completed if the client is admitted for services, the order is withdrawn or dismissed, or the client is no longer waiting for services in jail. Counts prior to AUG-18 are taken from previously reported classmember populations provided with monthly court report submissions. Counts since AUG-18 are from data recorded in the BHA Forensic Data System.

⁵From AUG-2018 onward, the following data elements exclude periods of waiting for competency services in jail that have not yet ended: completion and the percent completed variables. Once the waiting period has ended, those cases will be included in the wait-time and percents.

⁶From April 2015 April 2017, the inpatient evaluation and restoration compliance deadline was within 7 days from court order signature date. As of May 2017, DSHS compliance data are calculated and summarized in this table based on the modified deadline for inpatient competency evaluation and restoration services outlined in the order DSHS received on 4/26/2017 adopting the Mediated Settlement Agreement, Dkt. # 389, stating: "DSHS shall complete inpatient competency evaluation and restorations within the shorter of either a) 7 days from receipt of order or b) 14 days from signature of order". To comply with the new requirements, this report captures two additional sets of compliance information beginning in May, 2017. The first is percentage of orders completed within 7 days from receipt of order (if the order was received within 0 and 7 days from order signature date) (or 7 days from the beginning or notification of a period of waiting in jail). The second is percentage of all orders completed within either of the two compliance deadlines: 7 days from receipt of order (if the order was received within 0 and 7 days from order signature date) (or 7 days from the beginning or notification of a period of waiting in jail) or 14 days from order signature date (if the order was received after 7 days from order signature date).

Table 7. Class Member Status Eastern State Hospital – Inpatient Competency Restoration Services

TABLE 7. Class Member Status Eastern State Hospital – Inpatient Competency Services (Restorations)¹

MONTH	Court Orders Signed ²	Days from order signature to ³ :						Court Orders Completed ⁴	Days from order signed to completion ⁵		Percent complete within 7 days from order signature date ^{5,6}	Percent completed within 7 days from receipt of order ^{5,6}	Percent completed within 7 days from receipt of order or within 14 days from order signature date ^{5,6}
		hospital receipt of order		hospital receipt of discovery		end of reporting month for incomplete referrals			Average	Median			
		Average	Median	Average	Median	Average	Median						
Jul-19	28	0.7	0.0	1.2	0.0	n/a	n/a	30	34.1	44.0	23 %	23 %	27 %
Aug-19	21	0.8	0.0	1.4	0.0	n/a	n/a	23	35.7	48.0	30 %	30 %	30 %
Sep-19	22	0.6	0.0	1.1	0.0	n/a	n/a	28	36.0	47.0	32 %	32 %	32 %
Oct-19	28	0.8	0.0	0.8	0.0	n/a	n/a	28	31.3	40.0	32 %	32 %	36 %
Nov-19	19	1.9	0.0	2.1	0.0	n/a	n/a	19	33.3	42.0	21 %	21 %	26 %
Dec-19	34	2.5	1.0	2.9	0.0	n/a	n/a	21	30.4	40.0	29 %	29 %	29 %
Jan-20	22	2.2	0.0	2.6	0.0	n/a	n/a	20	37.8	40.0	0 %	0 %	0 %
Feb-20	24	1.0	0.0	1.1	0.0	n/a	n/a	21	47.0	60.0	19 %	19 %	19 %
Mar-20	17	0.6	0.0	0.6	0.0	n/a	n/a	21	47.1	48.0	5 %	5 %	5 %
Apr-20	14	1.3	0.0	1.3	0.0	98.0	98.0	22	58.6	61.0	9 %	9 %	9 %
May-20	10	2.5	0.0	1.5	0.0	76.7	75.5	19	57.5	52.0	0 %	0 %	0 %
Jun-20	7	3.4	0.0	2.1	0.0	68.1	66.0	11	53.6	57.0	0 %	0 %	0 %
Jul-20	16	1.2	0.0	1.0	0.0	34.8	21.0	4	81.3	91.0	0 %	0 %	0 %

¹Data before - AUG-2018 is previously reported data from the legacy data systems. Data from AUG-2018 onward, is updated data pulled from the new BHA - Forensic Data System and is based on the number of periods individuals waited for competency services in jail.

²Court Orders Signed is the number of court orders signed in the specified month and any additional in-jail stays (i.e., periods of waiting for competency services in jail) starting in the specified month because a class member entered jail from the community while awaiting a court-ordered competency service.

³Days from order signature to³ represents the number of days from the beginning of a period of waiting in jail for competency services to the specified timeframe (i.e., hospital receipt of order, hospital receipt of discovery, end of reporting month of incomplete referrals, and completion (or the end of a period of waiting in jail for competency services)).

⁴Court Orders Completed is the number of cases completed in the month specified. Cases are completed if the client is admitted for services, the order is withdrawn or dismissed, or the client is no longer waiting for services in jail. Counts prior to AUG-18 are taken from previously reported classmember populations provided with monthly court report submissions. Counts since AUG-18 are from data recorded in the BHA Forensic Data System.

⁵From AUG-2018 onward, the following data elements exclude periods of waiting for competency services in jail that have not yet ended: completion and the percent completed variables. Once the waiting period has ended, those cases will be included in the wait-time and percents.

⁶From April 2015 April 2017, the inpatient evaluation and restoration compliance deadline was within 7 days from court order signature date. As of May 2017, DSHS compliance data are calculated and summarized in this table based on the modified deadline for inpatient competency evaluation and restoration services outlined in the order DSHS received on 4/26/2017 adopting the Mediated Settlement Agreement, Dkt. # 389, stating: "DSHS shall complete inpatient competency evaluation and restorations within the shorter of either a) 7 days from receipt of order or b) 14 days from signature of order". To comply with the new requirements, this report captures two additional sets of compliance information beginning in May, 2017. The first is percentage of orders completed within 7 days from receipt of order (if the order was received within 0 and 7 days from order signature date) (or 7 days from the beginning or notification of a period of waiting in jail). The second is percentage of all orders completed within either of the two compliance deadlines: 7 days from receipt of order (if the order was received within 0 and 7 days from order signature date) (or 7 days from the beginning or notification of a period of waiting in jail) or 14 days from order signature date (if the order was received after 7 days from order signature date).

Table 8. Class Member Status at WSH and ESH (Totals) – Jail-based Competency Evaluations

TABLE 8. Class Member Status at WSH and ESH (Totals) – Jail-based Competency Evaluations ¹													
MONTH	Court Orders Signed ²	Days from order signature to ³ :						Court Orders Completed ⁴	Days from order signed to completion ⁵		within 14 days from order signature date ^{5,6}	within 14 days from receipt of order ^{5,6}	within 14 days from receipt of order or 21 days from order signature date ^{5,6}
		hospital receipt of order		hospital receipt of discovery		end of reporting month for incomplete referrals			Average	Median			
		Average	Median	Average	Median	Average	Median						
Jul-19	468	0.7	0.0	1.1	0.0	n/a	n/a	465	13.0	13.0	69 %	74 %	76 %
Aug-19	451	0.7	0.0	1.0	0.0	n/a	n/a	446	11.6	12.0	78 %	83 %	88 %
Sep-19	379	0.6	0.0	1.0	0.0	n/a	n/a	403	12.0	12.0	82 %	86 %	88 %
Oct-19	506	0.8	0.0	1.1	0.0	n/a	n/a	475	11.6	12.0	81 %	86 %	90 %
Nov-19	382	0.8	0.0	1.2	0.0	n/a	n/a	401	13.0	13.0	75 %	82 %	86 %
Dec-19	405	0.5	0.0	0.9	0.0	n/a	n/a	426	12.8	13.0	66 %	73 %	75 %
Jan-20	475	0.5	0.0	0.8	0.0	n/a	n/a	435	12.4	13.0	74 %	80 %	84 %
Feb-20	425	0.6	0.0	1.0	0.0	n/a	n/a	439	12.0	13.0	79 %	82 %	84 %
Mar-20	307	0.6	0.0	1.0	0.0	n/a	n/a	407	12.3	13.0	77 %	81 %	84 %
Apr-20	204	0.5	0.0	0.8	0.0	n/a	n/a	184	13.3	13.0	66 %	72 %	73 %
May-20	241	0.4	0.0	0.6	0.0	n/a	n/a	231	13.8	13.0	68 %	73 %	74 %
Jun-20	284	0.7	0.0	1.1	0.0	n/a	n/a	276	12.2	13.0	82 %	84 %	86 %
Jul-20	348	0.6	0.0	0.9	0.0	3.7	2.0	333	12.2	12.0	78 %	80 %	84 %

¹Data before - AUG-2018 is previously reported data from the legacy data systems. Data from AUG-2018 onward, is updated data pulled from the new BHA - Forensic Data System and is based on the number of periods individuals waited for competency services in jail.

²Court Orders Signed is the number of court orders signed in the specified month and any additional in-jail stays (i.e., periods of waiting for competency services in jail) starting in the specified month because a class member entered jail from the community while awaiting a court-ordered competency service.

³Days from order signature to³ represents the number of days from the beginning of a period of waiting in jail for competency services to the specified timeframe (i.e., hospital receipt of order, hospital receipt of discovery, end of reporting month of incomplete referrals, and completion (or the end of a period of waiting in jail for competency services)).

⁴Court Orders Completed is the number of cases completed in the month specified. Cases are completed if the report is sent to the court, the order is withdrawn or dismissed, or the client is no longer waiting for services in jail. Counts prior to AUG-18 are taken from previously reported classmember populations provided with monthly court report submissions. Counts since AUG-18 are from data recorded in the BHA Forensic Data System.

⁵From AUG-2018 onward, the following data elements exclude periods of waiting for competency services in jail that have not yet ended: completion and the percent completed variables. Once the waiting period has ended, those cases will be included in the wait-time and percents.

⁶From April 2015 to June 2016, the in-jail evaluation compliance deadline was within 7 days from court order signature date, and from July 2016 to April 2017, the in-jail evaluation compliance deadline was within 14 days from court order signature date. As of May 2017, DSHS compliance data are calculated and summarized in this table based on the modified deadline for in-jail competency evaluations outlined in the order DSHS received on 4/26/2017 adopting the Mediated Settlement Agreement, Dkt. # 389, stating: "DSHS shall complete in-jail competency evaluations within the shorter of either a) 14 days from receipt of order or b) 21 days from signature of order". To comply with the new requirements, this report captures two additional sets of compliance information beginning in May, 2017. The first is percentage of orders completed within 14 days from receipt of order (if the order was received within 0 and 7 days from order signature date) (or 14 days from the beginning or notification of a period of waiting in jail). The second is percentage of all orders completed within either of the two compliance deadlines: 14 days from receipt of order (if the order was received within 0 and 7 days from order signature date) (or 14 days from the beginning or notification of a period of waiting in jail) or 21 days from order signature date (if the order was received after 7 days from order signature date). In addition, starting in August 2018, the in-jail evaluation compliance calculations are adjusted based on Good Cause Extensions granted by the court.

Table 9. Class Member Status at WSH and ESH State Hospital (Totals) – Inpatient Competency Evaluation

TABLE 9. Class Member Status at WSH and ESH State Hospital (Totals) – Inpatient Services (Inpatient Evaluations) ¹													
MONTH	Court Orders Signed ²	Days from order signature to ³ :						Court Orders Completed ⁴	Days from order signed to completion ⁵		Percent complete within 7 days from order signature date ^{5,6}	Percent completed within 7 days from receipt of order ^{5,6}	Percent completed within 7 days from receipt of order or within 14 days from order signature date ^{5,6}
		hospital receipt of order		hospital receipt of discovery		end of reporting month for incomplete referrals			Average	Median			
		Average	Median	Average	Median	Average	Median						
Jul-19	14	4.8	0.0	4.4	0.0	n/a	n/a	21	43.3	42.0	0%	0%	5%
Aug-19	27	2.6	0.0	3.6	0.0	n/a	n/a	26	36.8	46.0	15%	15%	15%
Sep-19	21	0.9	0.0	1.6	0.0	n/a	n/a	22	40.8	34.0	14%	14%	18%
Oct-19	8	0.3	0.0	1.2	0.0	n/a	n/a	21	43.7	47.0	5%	5%	10%
Nov-19	17	0.6	0.0	0.7	0.0	n/a	n/a	15	29.5	26.0	7%	7%	7%
Dec-19	15	0.5	0.0	0.7	0.0	n/a	n/a	17	27.0	30.0	12%	12%	24%
Jan-20	19	0.1	0.0	0.2	0.0	n/a	n/a	12	20.1	23.0	8%	8%	8%
Feb-20	13	0.1	0.0	0.2	0.0	n/a	n/a	14	23.5	21.5	14%	14%	21%
Mar-20	10	0.2	0.0	1.2	0.0	140.8	139.5	11	48.8	50.0	9%	9%	9%
Apr-20	6	0.3	0.0	1.3	0.0	123.1	125.0	4	16.8	12.0	50%	50%	50%
May-20	7	0.3	0.0	1.5	0.0	111.3	111.0	4	36.3	30.0	25%	25%	25%
Jun-20	26	0.7	0.0	0.8	0.0	65.9	51.0	11	59.6	19.0	9%	9%	9%
Jul-20	18	0.5	0.0	0.5	0.0	48.9	36.0	9	29.4	27.0	33%	33%	44%

¹Data before - AUG-2018 is previously reported data from the legacy data systems. Data from AUG-2018 onward, is updated data pulled from the new BHA - Forensic Data System and is based on the number of periods individuals waited for competency services in jail.

²Court Orders Signed is the number of court orders signed in the specified month and any additional in-jail stays (i.e., periods of waiting for competency services in jail) starting in the specified month because a class member entered jail from the community while awaiting a court-ordered competency service.

³Days from order signature to³ represents the number of days from the beginning of a period of waiting in jail for competency services to the specified timeframe (i.e., hospital receipt of order, hospital receipt of discovery, end of reporting month of incomplete referrals, and completion (or the end of a period of waiting in jail for competency services)).

⁴Court Orders Completed is the number of cases completed in the month specified. Cases are completed if the client is admitted for services, the order is withdrawn or dismissed, or the client is no longer waiting for services in jail. Counts prior to AUG-18 are taken from previously reported classmember populations provided with monthly court report submissions. Counts since AUG-18 are from data recorded in the BHA Forensic Data System.

⁵From AUG-2018 onward, the following data elements exclude periods of waiting for competency services in jail that have not yet ended: completion and the percent completed variables. Once the waiting period has ended, those cases will be included in the wait-time and percents.

⁶From April 2015 April 2017, the inpatient evaluation and restoration compliance deadline was within 7 days from court order signature date. As of May 2017, DSHS compliance data are calculated and summarized in this table based on the modified deadline for inpatient competency evaluation and restoration services outlined in the order DSHS received on 4/26/2017 adopting the Mediated Settlement Agreement, Dkt. # 389, stating: "DSHS shall complete inpatient competency evaluation and restorations within the shorter of either a) 7 days from receipt of order or b) 14 days from signature of order". To comply with the new requirements, this report captures two additional sets of compliance information beginning in May, 2017. The first is percentage of orders completed within 7 days from receipt of order (if the order was received within 0 and 7 days from order signature date) (or 7 days from the beginning or notification of a period of waiting in jail). The second is percentage of all orders completed within either of the two compliance deadlines: 7 days from receipt of order (if the order was received within 0 and 7 days from order signature date) (or 7 days from the beginning or notification of a period of waiting in jail) or 14 days from order signature date (if the order was received after 7 days from order signature date).

Table 10. Class Member Status at WSH and ESH State Hospital, and RTFs (Totals) – Inpatient Competency Restoration Services

TABLE 10. Class Member Status at WSH and ESH State Hospital, and RTFs (Totals) – Inpatient Services (Restorations) ¹													
MONTH	Court Orders Signed ²	Days from order signature to ³ :						Court Orders Completed ⁴	Days from order signed to completion ⁵		Percent complete within 7 days from order signature date ^{5,6}	Percent completed within 7 days from receipt of order ^{5,6}	Percent completed within 7 days from receipt of order or within 14 days from order signature date ^{5,6}
		hospital receipt of order		hospital receipt of discovery		end of reporting month for incomplete referrals			Average	Median			
		Average	Median	Average	Median	Average	Median						
Jul-19	120	2.9	0.0	4.3	0.0	n/a	n/a	143	37.5	42.0	24 %	23 %	25 %
Aug-19	143	2.8	0.0	4.1	0.0	n/a	n/a	126	39.5	45.0	26 %	27 %	28 %
Sep-19	117	3.0	0.0	4.3	0.0	n/a	n/a	134	42.7	45.0	22 %	23 %	23 %
Oct-19	171	3.0	0.0	3.2	0.0	n/a	n/a	175	34.6	41.0	26 %	28 %	29 %
Nov-19	137	3.0	0.0	3.0	0.0	n/a	n/a	127	29.5	30.0	26 %	27 %	28 %
Dec-19	153	2.4	0.0	2.5	0.0	n/a	n/a	143	30.4	34.0	28 %	29 %	30 %
Jan-20	127	1.7	0.0	1.8	0.0	n/a	n/a	136	40.1	41.0	9 %	10 %	10 %
Feb-20	101	1.7	0.0	1.8	0.0	163.0	163.0	110	40.3	37.0	10 %	11 %	11 %
Mar-20	102	1.5	0.0	1.6	0.0	135.7	135.0	111	32.8	28.0	8 %	9 %	10 %
Apr-20	81	1.6	0.0	1.8	0.0	115.7	114.5	76	43.6	39.0	11 %	12 %	12 %
May-20	58	1.7	0.0	1.6	0.0	101.4	101.5	64	56.5	43.0	0 %	0 %	0 %
Jun-20	72	1.8	0.0	1.6	0.0	82.5	79.0	74	70.4	68.5	4 %	4 %	4 %
Jul-20	94	0.8	0.0	0.7	0.0	48.8	35.0	74	40.6	32.5	5 %	5 %	5 %

¹Data before - AUG-2018 is previously reported data from the legacy data systems. Data from AUG-2018 onward, is updated data pulled from the new BHA - Forensic Data System and is based on the number of periods individuals waited for competency services in jail.

²Court Orders Signed is the number of court orders signed in the specified month and any additional in-jail stays (i.e., periods of waiting for competency services in jail) starting in the specified month because a class member entered jail from the community while awaiting a court-ordered competency service.

³Days from order signature to represents the number of days from the beginning of a period of waiting in jail for competency services to the specified timeframe (i.e., hospital receipt of order, hospital receipt of discovery, end of reporting month of incomplete referrals, and completion (or the end of a period of waiting in jail for competency services)).

⁴Court Orders Completed is the number of cases completed in the month specified. Cases are completed if the client is admitted for services, the order is withdrawn or dismissed, or the client is no longer waiting for services in jail. Counts prior to AUG-18 are taken from previously reported classmember populations provided with monthly court report submissions. Counts since AUG-18 are from data recorded in the BHA Forensic Data System.

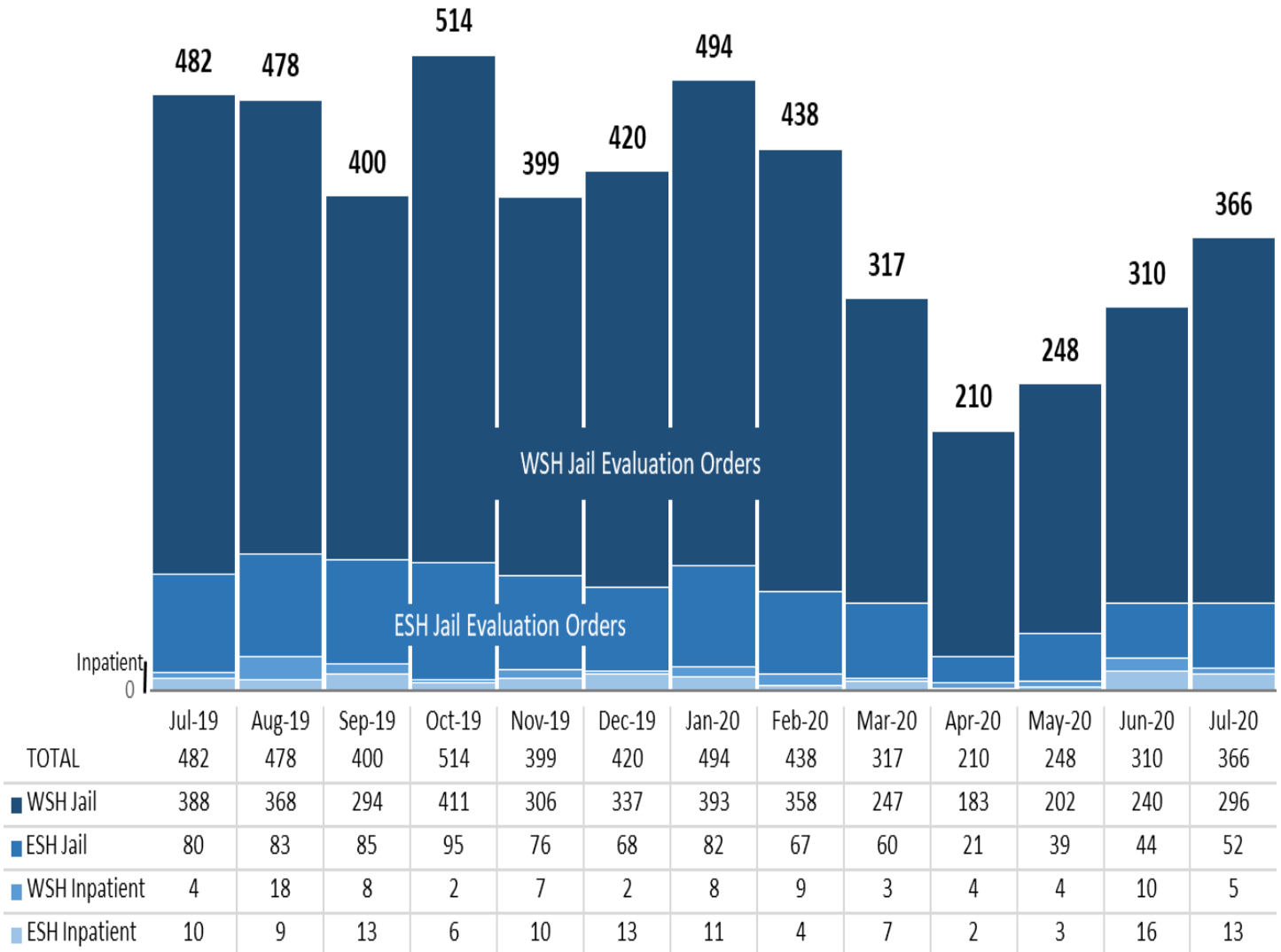
⁵From AUG-2018 onward, the following data elements exclude periods of waiting for competency services in jail that have not yet ended: completion and the percent completed variables. Once the waiting period has ended, those cases will be included in the wait-time and percents.

⁶From April 2015 April 2017, the inpatient evaluation and restoration compliance deadline was within 7 days from court order signature date. As of May 2017, DSHS compliance data are calculated and summarized in this table based on the modified deadline for inpatient competency evaluation and restoration services outlined in the order DSHS received on 4/26/2017 adopting the Mediated Settlement Agreement, Dkt. # 389, stating: "DSHS shall complete inpatient competency evaluation and restorations within the shorter of either a) 7 days from receipt of order or b) 14 days from signature of order". To comply with the new requirements, this report captures two additional sets of compliance information beginning in May, 2017. The first is percentage of orders completed within 7 days from receipt of order (if the order was received within 0 and 7 days from order signature date) (or 7 days from the beginning or notification of a period of waiting in jail). The second is percentage of all orders completed within either of the two compliance deadlines: 7 days from receipt of order (if the order was received within 0 and 7 days from order signature date) (or 7 days from the beginning or notification of a period of waiting in jail) or 14 days from order signature date (if the order was received after 7 days from order signature date).

CLASS MEMBER STATUS DATA GRAPHS

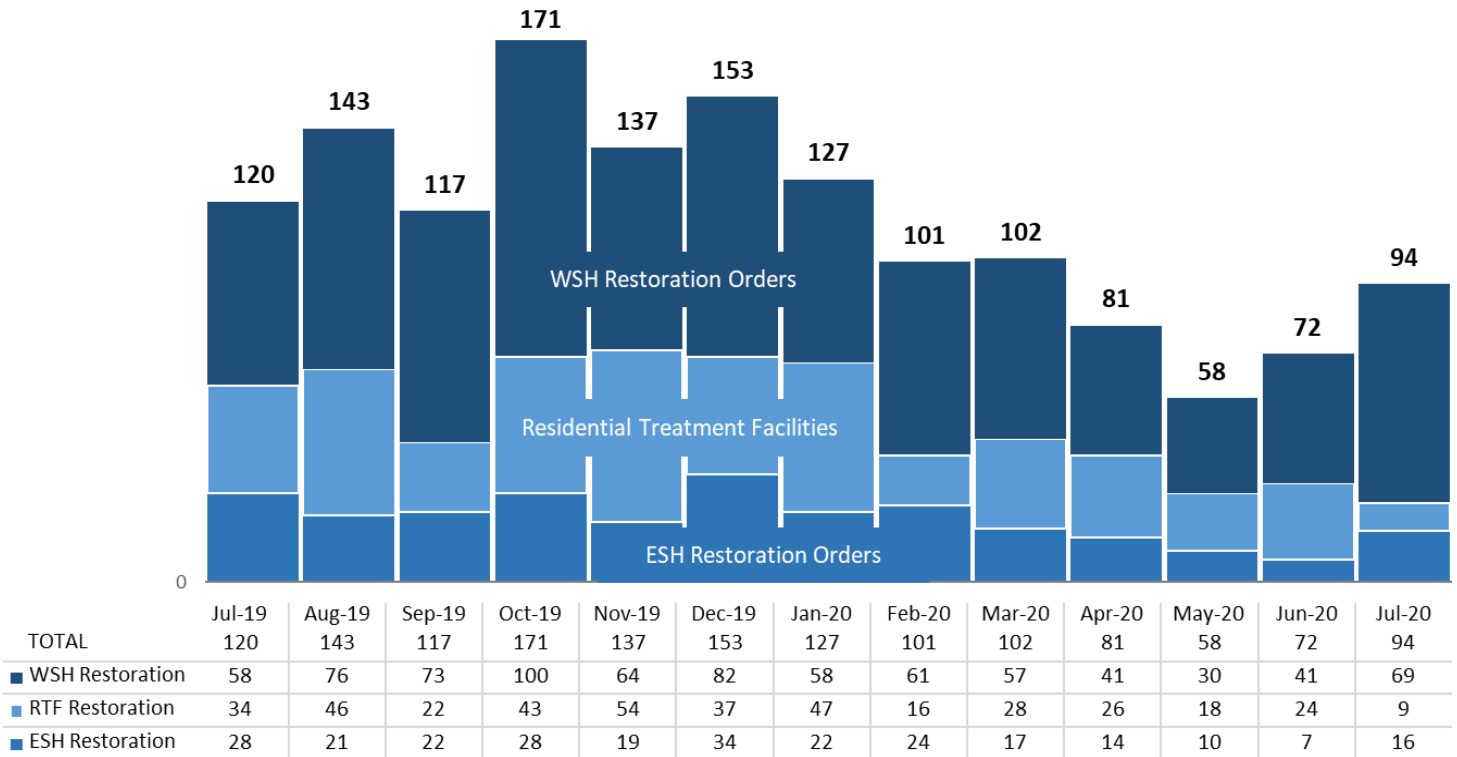
The following Figures, Figures 1-6, present “first look” July data. The data are subject to change as they mature over a longer time horizon.

Figure 1. Signed Evaluation Orders for Trueblood Class Members



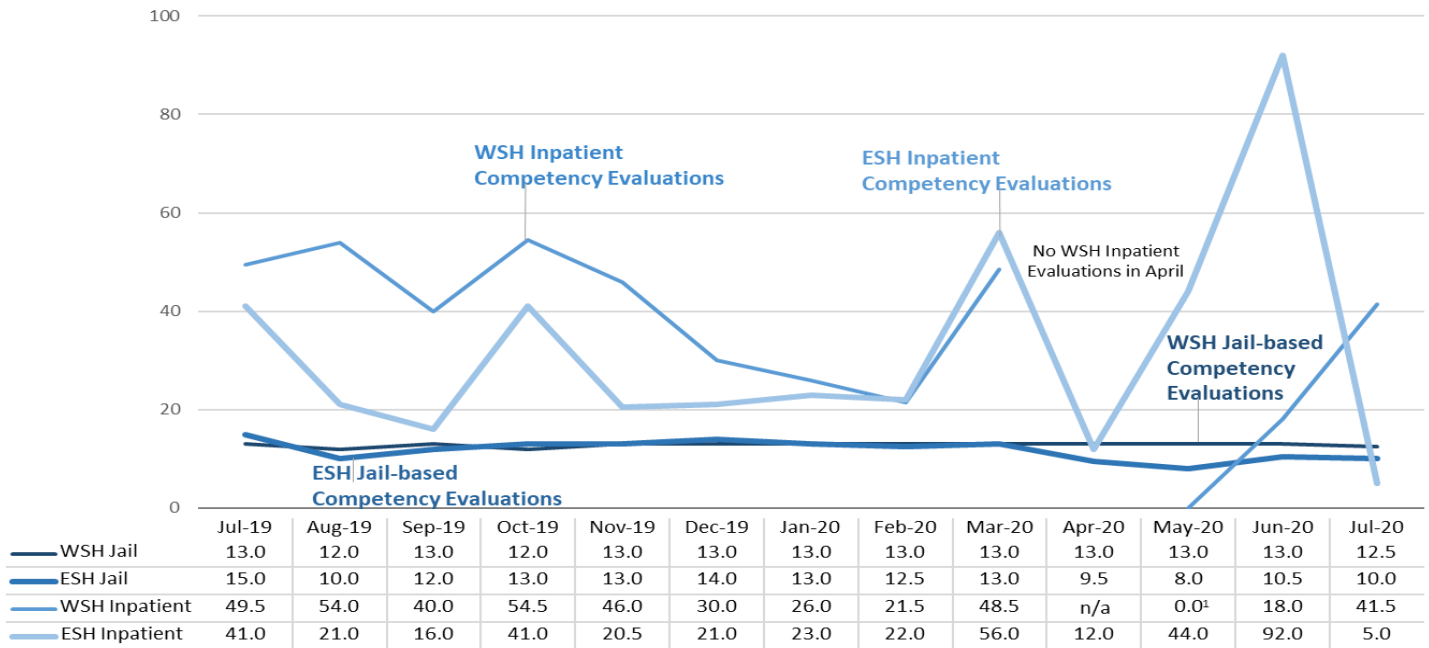
SOURCE: DSHS Facilities, Finance, and Analytics Administration, Research and Data Analysis Division, Forensic Data System, August 2020.

Figure 2. Signed Restoration Orders for Trueblood Class Members



SOURCE: DSHS Facilities, Finance, and Analytics Administration, Research and Data Analysis Division, Forensic Data System, August 2020.

Figure 3. Median Days from Court Order Signature to Completed Evaluation



SOURCE: DSHS Facilities, Finance, and Analytics Administration, Research and Data Analysis Division, Forensic Data System, August 2020.

¹ Based on one case

Figure 4. Average Days from Court Order Signature to Completed Evaluation

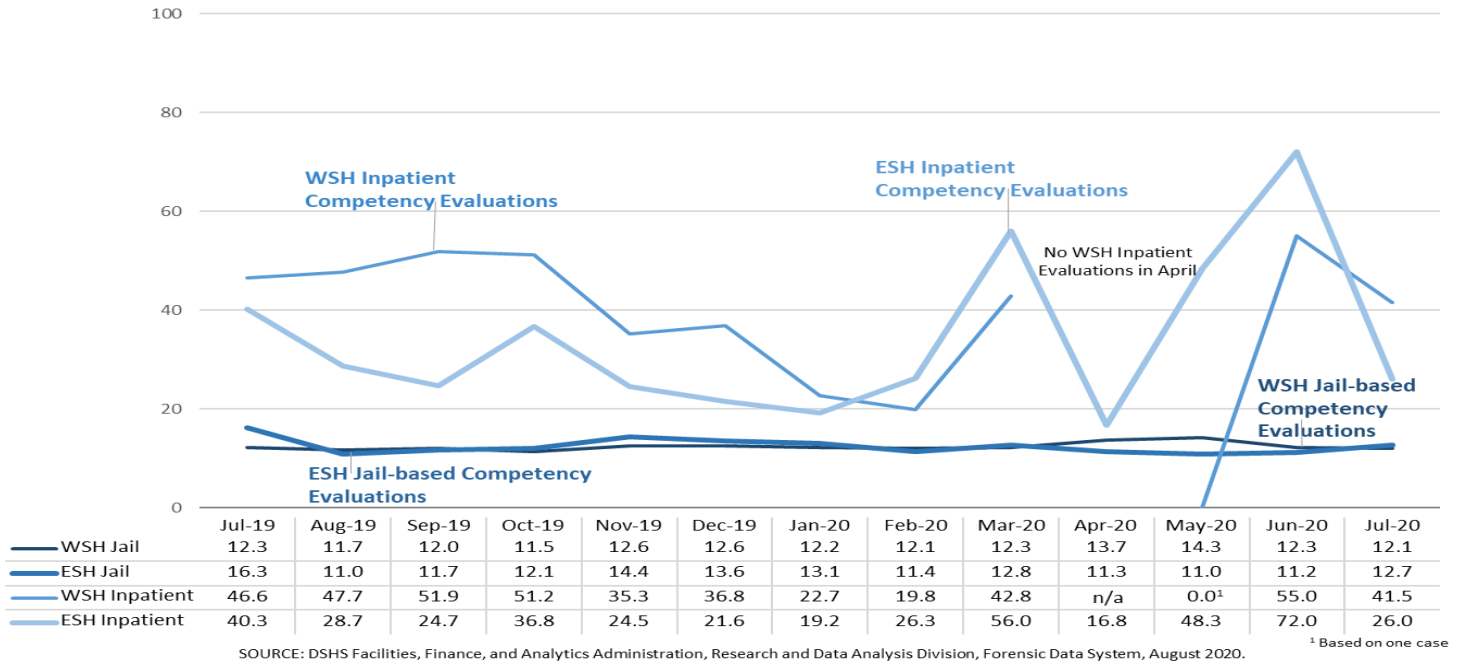


Figure 5. Median Days from Court Order Signature to Completed Restoration

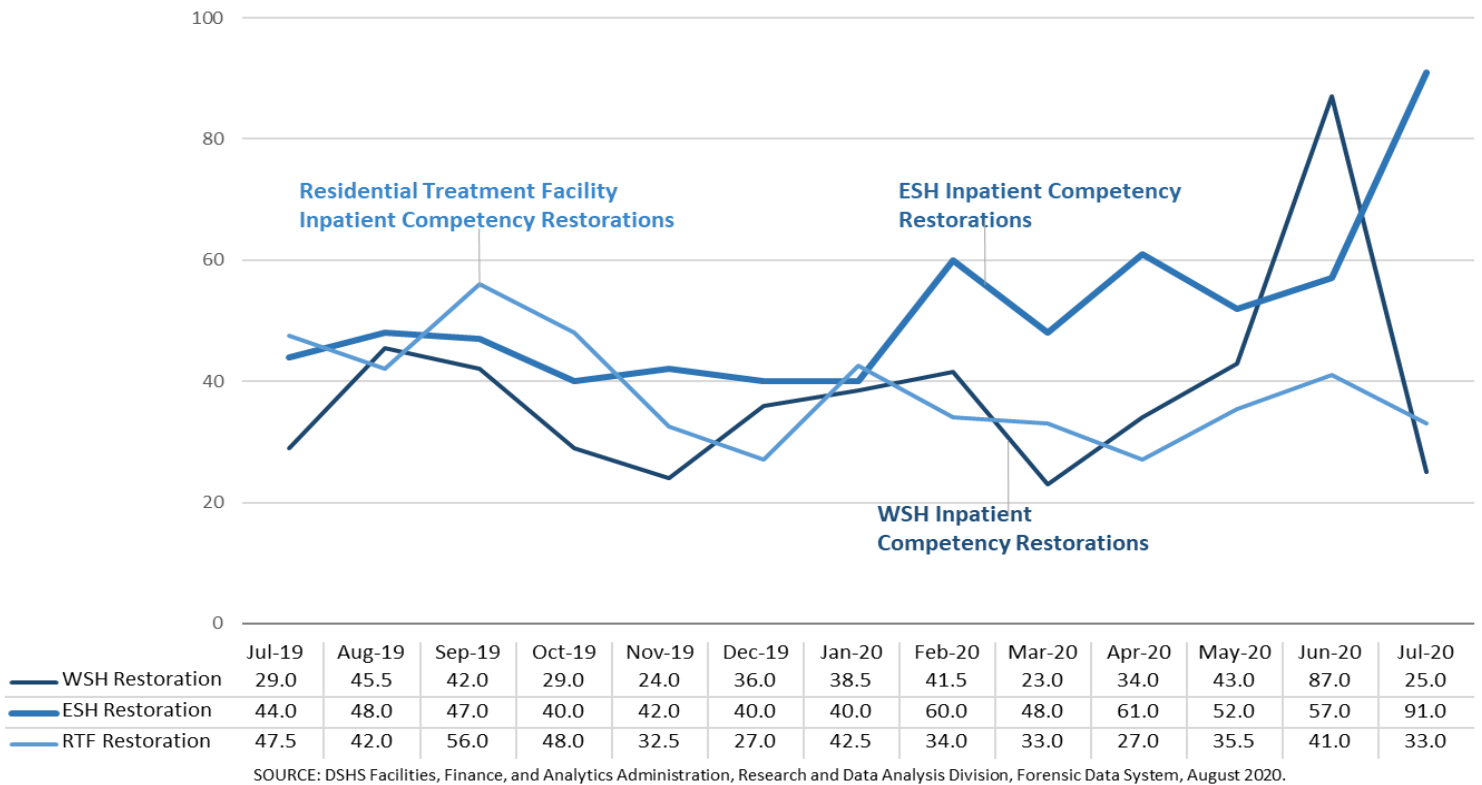
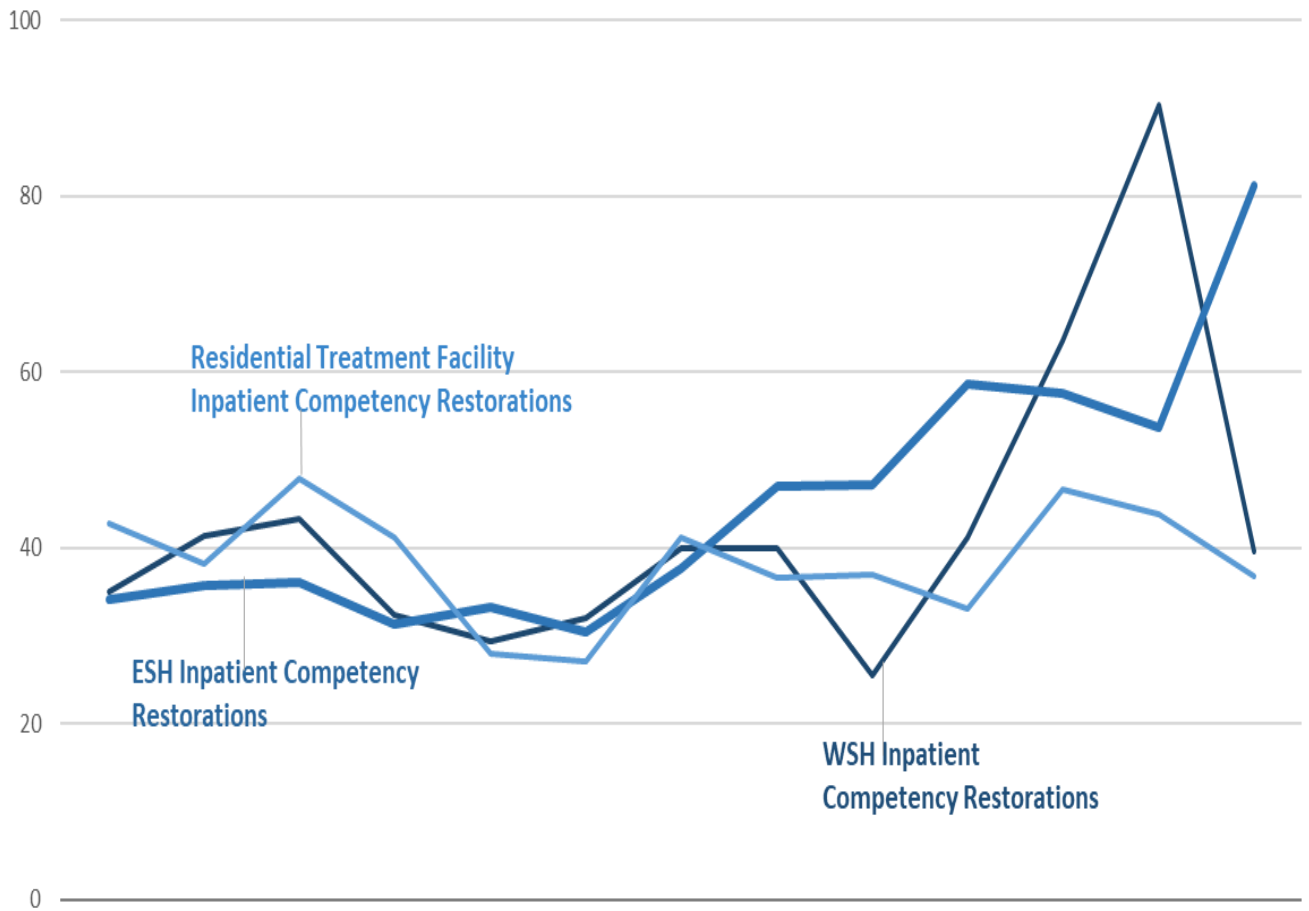


Figure 6. Average Days from Court Order Signature to Completed Restoration



	Jul-19	Aug-19	Sep-19	Oct-19	Nov-19	Dec-19	Jan-20	Feb-20	Mar-20	Apr-20	May-20	Jun-20	Jul-20
WSH Restoration	35.1	41.4	43.3	32.4	29.3	32.1	40.0	39.9	25.6	41.2	63.6	90.3	39.7
ESH Restoration	34.1	35.7	36.0	31.3	33.3	30.4	37.8	47.0	47.1	58.6	57.5	53.6	81.3
RTF Restoration	42.8	38.3	47.9	41.1	28.0	27.1	41.2	36.7	36.9	33.2	46.6	43.8	36.8

SOURCE: DSHS Facilities, Finance, and Analytics Administration, Research and Data Analysis Division, Forensic Data System, August 2020.

TABLES 11-13x: SUMMARY OF JAIL EVALUATIONS, IN-PATIENT EVALUATIONS, AND RESTORATIONS BY MONTH SINCE FEBRUARY 2016

The data presented in this section, from Tables 11-13x (percent days or less), are based on the month that the Court Order was signed and will therefore be different from the data shown previously in Tables 2-10, which are based on the month the order packet was completed. July numbers are first look, and percentages may change as many cases (those with orders at the end of the month) will close within the seven or fourteen day window. A rolling thirteen months is displayed in Tables 11-13x.

Table 11. Total Completed Jail Evaluation Orders by Month Court Order Signed

TABLE 11. TOTAL COMPLETED JAIL EVALUATION ORDERS BY MONTH COURT ORDER SIGNED ¹							
MONTH	<i>Court Orders Signed</i> ²	14 DAYS OR LESS FROM ORDER SIGNATURE DATE ³	PERCENT 14 DAYS OR LESS FROM ORDER SIGNATURE DATE ³	ORDERS COMPLETED WITHIN 14 DAYS FROM RECEIPT OF ORDER ^{3,4}	PERCENT COMPLETED WITHIN 14 DAYS FROM RECEIPT OF ORDER ^{3,4}	ORDERS COMPLETED WITHIN 14 DAYS FROM RECEIPT OF ORDER OR WITHIN 21 DAYS FROM ORDER SIGNATURE DATE ^{3,4}	PERCENT COMPLETED WITHIN 14 DAYS FROM RECEIPT OF ORDER OR WITHIN 21 DAYS FROM ORDER SIGNATURE DATE ^{3,4}
Jul-19	468	346	74 %	366	78 %	379	81 %
Aug-19	451	352	78 %	380	84 %	401	89 %
Sep-19	379	318	84 %	332	88 %	340	90 %
Oct-19	506	398	79 %	423	84 %	446	88 %
Nov-19	382	251	66 %	285	75 %	295	77 %
Dec-19	405	287	71 %	306	76 %	323	80 %
Jan-20	475	378	80 %	400	84 %	414	87 %
Feb-20	425	323	76 %	343	81 %	355	84 %
Mar-20	307	232	76 %	244	79 %	250	81 %
Apr-20	204	128	63 %	138	68 %	140	69 %
May-20	241	187	78 %	194	80 %	199	83 %
Jun-20	284	225	79 %	232	82 %	239	84 %
Jul-20	348	211	61 %	213	61 %	223	64 %

¹Data before - AUG-2018 is previously reported data from the legacy data systems. Data from AUG-2018 onward, is updated data pulled from the new BHA - Forensic Data System and is based on the number of periods individuals waited for competency services in jail.

²**Court Orders Signed** is the number of court orders signed in the specified month and any additional in-jail stays (i.e., periods of waiting for competency services in jail) starting in the specified month because a class member entered jail from the community while awaiting a court-ordered competency service.

³From AUG-2018 onward, the following data elements exclude periods of waiting for competency services in jail that have not yet ended: orders completed and percent completed variables. Once the waiting period has ended, those cases will be included in the wait-time and percents.

⁴From April 2015 to June 2016, the in-jail evaluation compliance deadline was within 7 days from court order signature date, and from July 2016 to April 2017, the in-jail evaluation compliance deadline was within 14 days from court order signature date. As of May 2017, DSHS compliance data are calculated and summarized in this table based on the modified deadline for in-jail competency evaluations outlined in the order DSHS received on 4/26/2017 adopting the Mediated Settlement Agreement, Dkt. # 389, stating: "DSHS shall complete in-jail competency evaluations within the shorter of either a) 14 days from receipt of order or b) 21 days from signature of order". To comply with the new requirements, this report captures two additional sets of compliance information beginning in May, 2017. The first is percentage of orders completed within 14 days from receipt of order (if the order was received within 0 and 7 days from order signature date) (or 14 days from the beginning or notification of a period of waiting in jail). The second is percentage of all orders completed within either of the two compliance deadlines: 14 days from receipt of order (if the order was received within 0 and 7 days from order signature date) (or 14 days from the beginning or notification of a period of waiting in jail) or 21 days from order signature date (if the order was received after 7 days from order signature date). In addition, starting in August 2018, the in-jail evaluation compliance calculations are adjusted based on Good Cause Extensions granted by the court.

Table 12. Total Completed Inpatient Evaluation Orders by Month Court Order Signed

TABLE 12. TOTAL COMPLETED INPATIENT EVALUATION ORDERS BY MONTH COURT ORDER SIGNED ^{1,2}							
MONTH	Court Orders Signed ¹	7 DAYS OR LESS FROM ORDER SIGNATURE DATE	PERCENT 7 DAYS OR LESS FROM ORDER SIGNATURE DATE	ORDERS COMPLETED WITHIN 7 DAYS FROM RECEIPT OF ORDER ^{1,2}	PERCENT COMPLETED WITHIN 7 DAYS FROM RECEIPT OF ORDER ^{1,2}	ORDERS COMPLETED WITHIN 7 DAYS FROM RECEIPT OF ORDER OR WITHIN 14 DAYS FROM ORDER SIGNATURE DATE ^{1,2}	PERCENT COMPLETED WITHIN 7 DAYS FROM RECEIPT OF ORDER OR WITHIN 14 DAYS FROM ORDER SIGNATURE DATE ^{1,2}
Jul-19	14	0	0%	0	0%	1	7%
Aug-19	27	4	15%	4	15%	4	15%
Sep-19	21	3	14%	3	14%	4	19%
Oct-19	8	1	13%	1	13%	2	25%
Nov-19	17	1	6%	1	6%	2	12%
Dec-19	15	2	13%	2	13%	3	20%
Jan-20	19	3	16%	3	16%	3	16%
Feb-20	13	1	8%	1	8%	2	15%
Mar-20	10	1	10%	1	10%	1	10%
Apr-20	6	1	17%	1	17%	1	17%
May-20	7	1	14%	1	14%	1	14%
Jun-20	26	1	4%	1	4%	2	8%
Jul-20	18	3	17%	3	17%	3	17%

¹Data before - AUG-2018 is previously reported data from the legacy data systems. Data from AUG-2018 onward, is updated data pulled from the new BHA - Forensic Data System and is based on the number of periods individuals waited for competency services in jail.

²**Court Orders Signed** is the number of court orders signed in the specified month and any additional in-jail stays (i.e., periods of waiting for competency services in jail) starting in the specified month because a class member entered jail from the community while awaiting a court-ordered competency service.

³From AUG-2018 onward, the following data elements exclude periods of waiting for competency services in jail that have not yet ended: orders completed and percent completed variables. Once the waiting period has ended, those cases will be included in the wait-time and percents.

⁴From April 2015 April 2017, the inpatient evaluation and restoration compliance deadline was within 7 days from court order signature date. As of May 2017, DSHS compliance data are calculated and summarized in this table based on the modified deadline for inpatient competency evaluation and restoration services outlined in the order DSHS received on 4/26/2017 adopting the Mediated Settlement Agreement, Dkt. # 389, stating: "DSHS shall complete inpatient competency evaluation and restorations within the shorter of either a) 7 days from receipt of order or b) 14 days from signature of order". To comply with the new requirements, this report captures two additional sets of compliance information beginning in May, 2017. The first is percentage of orders completed within 7 days from receipt of order (if the order was received within 0 and 7 days from order signature date) (or 7 days from the beginning or notification of a period of waiting in jail). The second is percentage of all orders completed within either of the two compliance deadlines: 7 days from receipt of order (if the order was received within 0 and 7 days from order signature date) (or 7 days from the beginning or notification of a period of waiting in jail) or 14 days from order signature date (if the order was received after 7 days from order signature date).

Table 13. Total Completed Restoration Orders by Month Court Order Signed

TABLE 13. TOTAL COMPLETED RESTORATION ORDERS BY MONTH COURT ORDER SIGNED ^{1,2}							
MONTH	<i>Court Orders Signed</i> ¹	7 DAYS OR LESS FROM ORDER SIGNATURE DATE	PERCENT 7 DAYS OR LESS FROM ORDER SIGNATURE DATE	ORDERS COMPLETED WITHIN 7 DAYS FROM RECEIPT OF ORDER ^{1,2}	PERCENT COMPLETED WITHIN 7 DAYS FROM RECEIPT OF ORDER ^{1,2}	ORDERS COMPLETED WITHIN 7 DAYS FROM RECEIPT OF ORDER OR WITHIN 14 DAYS FROM ORDER SIGNATURE DATE ^{1,2}	PERCENT COMPLETED WITHIN 7 DAYS FROM RECEIPT OF ORDER OR WITHIN 14 DAYS FROM ORDER SIGNATURE DATE ^{1,2}
Jul-19	120	32	27 %	31	26 %	34	28 %
Aug-19	143	34	24 %	37	26 %	38	27 %
Sep-19	117	29	25 %	30	26 %	30	26 %
Oct-19	171	45	26 %	47	27 %	48	28 %
Nov-19	137	32	23 %	34	25 %	36	26 %
Dec-19	153	41	27 %	43	28 %	44	29 %
Jan-20	127	12	9 %	13	10 %	13	10 %
Feb-20	101	11	11 %	12	12 %	12	12 %
Mar-20	102	8	8 %	9	9 %	10	10 %
Apr-20	81	8	10 %	9	11 %	9	11 %
May-20	58	1	2 %	1	2 %	1	2 %
Jun-20	72	2	3 %	2	3 %	2	3 %
Jul-20	94	5	5 %	5	5 %	5	5 %

¹Data before - AUG-2018 is previously reported data from the legacy data systems. Data from AUG-2018 onward, is updated data pulled from the new BHA - Forensic Data System and is based on the number of periods individuals waited for competency services in jail.

²**Court Orders Signed** is the number of court orders signed in the specified month and any additional in-jail stays (i.e., periods of waiting for competency services in jail) starting in the specified month because a class member entered jail from the community while awaiting a court-ordered competency service.

³From AUG-2018 onward, the following data elements exclude periods of waiting for competency services in jail that have not yet ended: orders completed and percent completed variables. Once the waiting period has ended, those cases will be included in the wait-time and percents.

⁴From April 2015 April 2017, the inpatient evaluation and restoration compliance deadline was within 7 days from court order signature date. As of May 2017, DSHS compliance data are calculated and summarized in this table based on the modified deadline for inpatient competency evaluation and restoration services outlined in the order DSHS received on 4/26/2017 adopting the Mediated Settlement Agreement, Dkt. # 389, stating: "DSHS shall complete inpatient competency evaluation and restorations within the shorter of either a) 7 days from receipt of order or b) 14 days from signature of order". To comply with the new requirements, this report captures two additional sets of compliance information beginning in May, 2017. The first is percentage of orders completed within 7 days from receipt of order (if the order was received within 0 and 7 days from order signature date) (or 7 days from the beginning or notification of a period of waiting in jail). The second is percentage of all orders completed within either of the two compliance deadlines: 7 days from receipt of order (if the order was received within 0 and 7 days from order signature date) (or 7 days from the beginning or notification of a period of waiting in jail) or 14 days from order signature date (if the order was received after 7 days from order signature date).

On July 1, 2020, OCRP services debuted in two of the three Phase 1 regions of the *Trueblood* settlement. For this month’s report, covering events from July 1 – July 31, Table 13x. below is one of two new data tables available in this monthly report. One case did enter OCRP in July and did not qualify to be a class member. As a result, the client’s data is not included in table below.

Table 13x. OCRP Completed Restoration Orders by Month Court Order Signed

OUTPATIENT COMPETENCY RESTORATION PROGRAM COMPLETED RESTORATION ORDERS BY MONTH COURT ORDER SIGNED ¹							
MONTH	Court Orders Signed ¹	7 DAYS OR LESS FROM ORDER SIGNATURE DATE	PERCENT 7 DAYS OR LESS FROM ORDER SIGNATURE DATE	ORDERS COMPLETED WITHIN 7 DAYS FROM RECEIPT OF ORDER ^{1,2}	PERCENT COMPLETED WITHIN 7 DAYS FROM RECEIPT OF ORDER ^{1,2}	ORDERS COMPLETED WITHIN 7 DAYS FROM RECEIPT OF ORDER OR WITHIN 14 DAYS FROM ORDER SIGNATURE DATE ^{1,2}	PERCENT COMPLETED WITHIN 7 DAYS FROM RECEIPT OF ORDER OR WITHIN 14 DAYS FROM ORDER SIGNATURE DATE ^{1,2}
Jul-20	0	0	n/a	0	n/a	0	n/a

¹The OCRP was implemented July 1, 2020. The data are pulled from the BHA Forensic Data System and Navigator Case Management System and based on the number of periods individuals waited for competency services in jail.

²**Court Orders Signed** is the number of court orders signed in the specified month and any additional in-jail stays (i.e., periods of waiting for competency services in jail) starting in the specified month because a class member entered jail from the community while awaiting a court-ordered competency service.

³The following data elements exclude periods of waiting for competency services in jail that have not yet ended: orders completed and percent completed variables. Once the waiting period has ended, those cases will be included in the wait-time and percents.

⁴According to the Settlement Agreement, “For criminal defendants waiting in jail, an offer of admission to the community outpatient restoration services program will occur within the constitutional timelines for restoration as outlined by the Federal Court.” Therefore, this table captures the 3 compliance deadlines captured for inpatient competency restoration: 1) number and percent completed within 7 days from court order signature date (as stipulated from April 2015 to April 2017) and 2) number and percent of orders completed within 7 days from receipt of order (if the order was received within 0 and 7 days from order signature date) (or 7 days from the beginning or notification of a period of waiting in jail) and 3) the number and percent of all orders completed within either of two compliance deadlines: 7 days from receipt of order (if the order was received within 0 and 7 days from order signature date) (or 7 days from the beginning or notification of a period of waiting in jail) or 14 days from order signature date (if the order was received after 7 days from order signature date) (from May 2017 onward as outlined in the order DSHS received on 4/26/2017 adopting the Mediated Settlement Agreement, Dkt. # 389).

RESOURCES REQUIRED TO PROVIDE TIMELY COMPETENCY SERVICES

FUNDING AND RESOURCES

The Washington State Legislature convened one regular and three consecutive special sessions between January 9, 2017 and July 20, 2017. The Legislature passed the 2017-19 operating budget in Substitute Senate Bill 5883 (SSB 5883) on June 30, 2017. Section 204(2)(e) of the bill references \$25,053,000 in Fiscal Year (FY) 2018 (July 1, 2017 to June 30, 2018) and \$25,847,000 in Fiscal Year 2019 (July 1, 2018 to June 30, 2019) for implementation of efforts to improve the timeliness of competency restoration services pursuant to Chapter 5, Laws of 2015 (SSB 5889). The budget funded an additional 30-bed forensic ward in Fiscal Year 2019, contingent on the closure of one 30-bed civil ward and its subsequent conversion to a forensic unit. The Aging and Long Term Services Administration (AL TSA), the Developmental Disabilities Administration (DDA), and WSH collaborated on targeted efforts to successfully discharge patients into the community to reduce the population of one civil ward by 30 patients. The ward re-opened as a forensic ward in May 2018.

The Legislature also funded a 24-bed expansion at the Yakima RTF. The Department intended to move forward with this expansion to provide relief to class members. However, on November 1, 2017, Plaintiffs and the Department submitted a proposal to the Court that would transition the operations planned for the Yakima expansion to Building 27 at WSH. On November 21, 2017, at a status hearing in the Federal District Court, the Department and the Governor's office reiterated plans to shift the expansion money from Yakima to Building 27 at WSH for operations if the Court would release fine money to pay for the capital improvements. On January 25, 2018, Judge Pechman heard a motion to use contempt fine funds for the remodel of Building 27 and agreed, in principal, once a few minor changes were made to the plan. Therefore, in the FY 2018 supplemental operating budget, the additional funds that were earmarked for the 24-bed capital expansion at the Yakima RTF were removed.

The FY 2018 supplemental capital budget included \$3 million for renovation of ESH's 1N3 for 25 forensic beds and \$3.5 million for renovation of 3N3 to provide another 25 forensic beds at ESH. It also included \$10.5 million in the 2017-19 biennium and proposed \$9.6 million in the 2019-21 biennium for pre-design, design, and renovation of WSH Building 29 to support 60 additional forensic beds.

2019-2021 BIENNIAL BUDGET SUMMARY FOR TRUEBLOOD AGREED SETTLEMENT

With legislative approval and the support of the Governor, DSHS, the Washington State Health Care Authority (HCA) and the Washington State Criminal Justice Training Commission (CJTC) received the funding listed below that will benefit the implementation of the Settlement Agreement approved in the *Trueblood et al. v. DSHS* lawsuit.

The agreement implementation occurs in phases within different regions of the state. The first phase covers Pierce, Southwest, and the Spokane regions. This agreement outlines five key areas of investment: competency evaluations, competency restoration, crisis diversion and supports, education and training, and workforce development.

Administration. \$2.5 million for positions for the 2019-21 biennium at both DSHS and HCA to administer the Settlement Agreement.

Competency Evaluation. \$5 million to DSHS for 13 competency evaluator positions in fiscal year 2020 and 5 in fiscal year 2021. It also pays for two additional program manager and three administrative assistant positions to support the evaluators' work.

Competency Restoration. \$1.89 million to HCA for outpatient competency restoration teams. An RFP is in progress to potentially award contracts in the three Phase 1 settlement regions to operate Outpatient Competency Restoration Programs (OCRPs). Contracts awarded, as a result of this RFP, should enable OCRP programs to begin operations by July 1, 2020.

Crisis Services. Expanded crisis triage/crisis stabilization and mobile crisis services to divert individuals from potentially becoming class members was included in the HCA budget. The total amount for these projects is \$10,233,000.

Diversion Support. \$11 million to HCA for individuals with behavioral health issues arrested for misdemeanor crimes. This funding is for non-Medicaid costs associated with serving individuals in crisis triage, outpatient restoration, or other programs that divert individuals with behavioral health disorders from the criminal justice system. This funding can also be used for housing supports.

Engagement and Outreach. Intensive case management services focused on individuals identified through a comprehensive data system that is based on history of services, risk scores, and predictive modeling. \$4.7 million is allocated to HCA to create teams that will locate, engage, and connect individuals identified as high utilizers with services and resources.

Housing Supports. \$6.4 million allocated to HCA for four forensic Housing and Recovery through Peer Services (HARPS) teams in the Phase 1 regions. These teams provide supportive housing services and transitional housing vouchers for individuals referred for outpatient competency restoration, intensive case management, and other services under the settlement. Each team will consist of a housing support specialist, two peer specialists, and resources to support the transitional housing needs of individuals in the forensic system as well as resources to assist individuals transitioning from crisis services.

Forensic Navigators. \$2.2 million to DSHS to fund nine forensic navigators, a new position established in the Settlement Agreement. Based on the agreement, navigators' work will begin in the Phase 1 Regions. The budget outlook assumes an additional nine positions funded during the 2021-23 biennium for Phase 2 of the settlement. For the current, biennium, recruitment is in progress for the first Forensic Navigators. The program launched successfully on July 1, 2020 and has operated successfully with few challenges for the first month.

Additional Forensic Bed Capacity. Over \$27 million allocated to DSHS for the addition of forensic bed capacity across the state. This includes two new 25-bed competency restoration units at ESH. In the 2017-19 budget, the Legislature allotted funding for the conversion of 60 civil beds to 42 forensic beds on two wards at WSH per the agreement. The final configuration of the two wards will result in 40 new beds instead of 42, in order to accommodate a seclusion room on each ward.

The 2018 supplemental operating budget included funding for DSHS to begin operating 30 beds in building 27 on the grounds of WSH as a RTF in FY 2019. Funding was provided to increase resources available to operate this unit at a level similar to the forensic RTF being operated at Maple Lane. Building 27 opened to patients in late August 2019 as the Fort Steilacoom Competency Restoration Program (FSCRCP).

Technical Assistance to Jails. \$633,000 to DSHS for positions to provide technical assistance and training to jails identified in the Settlement Agreement.

Crisis Intervention Training (CIT). \$899,000 for the CJTC to provide crisis intervention training to law enforcement agencies. There is also \$4 million allocated to CJTC to fund the Washington Association of Sheriffs & Police Chiefs co-responders.

Workforce Development. \$653,000 to DSHS for job positions dedicated to workforce development activities as identified in the Settlement Agreement.

Enhanced Peer Support. Just over \$400,000 and 1.0 FTE is allocated to HCA to develop an enhanced continuing education curriculum for certified peer counselors on the criminal justice system. Funds and activities will focus on curriculum development, materials to train, and training costs.

NEED PROJECTIONS AND BED CAPACITY

In June 2017, Judge Pechman directed Court Monitor, Dr. Danna Mauch to hire a contractor to conduct a Competency Services Bed Need Study to illustrate patient demand and bed need, and ultimately to determine the feasibility of, and timeframe for, compliance with Court orders. The impact of community based competency evaluation on the demand for inpatient competency evaluation and competency restoration beds was also measured. The TriWest Group was selected as the contractor to complete this work.

DSHS received the TriWest draft report from the Court Monitor on October 3, 2018. The report was presented to DSHS via webinar on December 10, 2018.

TRUEBLOOD KEY ACCOMPLISHMENTS – JULY 2020

Talent Acquisition program staff Business Managers continue to support hiring needs associated with FSCR. P.

RECRUITING

The recruiting numbers presented below are from July.

Applicants presented to Eastern State Hospital for consideration are indicated below:

- LPN's – 10 presented
- Mental Health Technician – 25 presented
- RN's – 41 presented

Applicants presented to Western State Hospital for consideration are indicated below:

- RN's – 66
- LPN's – 20
- Psychiatric Security Nurse – 18 presented
- Psychiatric Social Worker – 9 presented

Applicants presented to FSCR. P. for consideration are indicated below:

- Psychiatric ARNP - 6 presented
- Psychologist – 2 presented
- Institutional Counselor – 121 presented

Applicants presented for statewide consideration are indicated below:

- Psychologist (Forensic Evaluators) - 3 presented

RESIDENTIAL TREATMENT FACILITIES (RTF's) DATA

This section, presents monthly data for the current month and the trailing year, with a year-over-year average comparison. FSCR, shown in Table 16, opened in late-August 2019, so the current table presents data from its entire operational history.

Table 14. Monthly RTF Data for Yakima

Data Elements	Jul-19	Aug-19	Sep-19	Oct-19	Nov-19	Dec-19	2019 Avg	Jan-20	Feb-20	Mar-20	Apr-20	May-20	Jun-20	Jul-20	2020 Avg
Census (last day of month)	24	23	24	24	24	21	22.83	21	23	23	20	19	20	19	20.71
Total patients admitted	20	7	9	14	8	6	11.00	12	10	10	6	5	8	8	8.43
Completed and found competent (1st Restoration)	9	6	7	5	3	5	6.50	5	5	6	8	4	3	4	5.00
Not likely restorable (transported back to jail)	2	0	0	4	0	0	0.75	2	2	0	0	0	2	1	1.00
Court Order lapsed (Transported back to Jail) *	2	1	2	2	3	2	1.58	2	0	2	0	0	1	0	0.71
Felony patients completed and found not likely restorable (1st Restoration)	0	0	0	0	0	0	0.00	0	0	0	0	0	0	0	0.00
Misdemeanor patients not restored (no further treatment by law)	0	0	0	0	0	0	0.00	0	0	0	0	0	0	0	0.00
Total transferred to State Hospital	3	1	0	3	2	1	1.75	4	1	3	1	2	1	3	2.14
For physical aggression	1	1	0	0	1	1	0.50	1	1	0	0	0	0	1	0.43
For sexually inappropriate behavior	0	0	0	0	0	0	0.00	0	0	0	0	0	0	0	0.00
For medical reasons	2	0	0	2	0	0	1.08	1	0	2	0	0	0	1	0.57
Due to court ordered treatment at SH	0	0	0	1	0	0	0.08	0	0	0	1	2	1	1	0.71
Other	0	0	0	0	1	0	0.08	2	0	1	0	0	0	1	0.57
Total patients eloped	0	0	0	0	0	0	0.00	0	0	0	0	0	0	0	0.00
Total recommended for early evaluation	0	0	5	1	1	0	1.50	1	3	5	3	2	2	2	2.57
Total recommended for 2nd 90-day order	1	3	6	3	5	5	3.00	1	3	3	5	4	3	3	3.14
Total recommended for 3rd 90-day order	0	0	0	0	2	0	0.17	1	0	0	0	0	0	0	0.14

* Patient was transported back to jail for a Sell hearing and the court dismissed the patient's charges without prejudice, and they were released.

Table 15. Monthly RTF Data for Maple Lane

Data Elements	Jul-19	Aug-19	Sep-19	Oct-19	Nov-19	Dec-19	2019 Avg	Jan-20	Feb-20	Mar-20	Apr-20	May-20	Jun-20	Jul-20	2020 Avg
Census (last day of month)	30	29	29	27	25	25	27.83	28	28	22	22	19	14	20	21.86
Total patients admitted	16	15	12	12	11	10	13.08	17	11	12	7	9	4	16	10.86
Completed and found competent (1st Restoration)	3	6	6	4	9	4	5.08	8	6	8	4	7	6	5	6.29
Not likely restorable (transported back to jail)	3	0	0	2	1	1	1.33	0	3	2	0	1	1	0	1.00
Court Order lapsed (Transported back to Jail)	0	0	0	0	0	0	0.00	0	0	0	0	0	0	0	0.00
Felony patients completed and found not likely restorable (1st Restoration)	0	0	0	0	1	0	0.25	0	1	0	0	0	1	0	0.29
Misdemeanor patients not restored (no further treatment by law)	4	3	0	0	0	1	1.67	0	0	1	1	0	1	0	0.43
Total transferred to State Hospital	1	4	3	1	2	1	1.50	2	0	0	0	1	0	0	0.43
For physical aggression	1	3	2	0	2	0	1.00	1	0	0	0	0	0	0	0.14
For sexually inappropriate behavior	0	0	0	0	0	0	0.00	0	0	0	0	0	0	0	0.00
For medical reasons	0	1	0	0	0	1	0.25	1	0	0	0	0	0	0	0.14
Due to court ordered treatment at SH	0	0	1	0	0	0	0.08	0	0	0	0	0	0	0	0.00
Other	0	0	0	1	0	0	0.17	0	0	0	0	1	0	0	0.14
Total patients eloped	0	0	0	0	0	0	0.00	0	0	0	0	0	0	0	0.00
Total recommended for early evaluation	5	1	4	3	4	3	3.17	2	4	4	2	0	2	0	2.00
Total recommended for 2nd 90-day order	6	4	2	5	2	6	4.08	1	6	1	3	1	2	0	2.00
Total recommended for 3rd 90-day order	0	0	1	0	0	1	0.67	0	0	0	0	0	0	0	0.00

Table 16. Monthly RTF Data for Fort Steilacoom

Data Elements *	Aug-19	Sep-19	Oct-19	Nov-19	Dec-19	2019 Avg	Jan-20	Feb-20	Mar-20	Apr-20	May-20	Jun-20	Jul-20	2020 Avg
Census (last day of month)	2	4	12	18	23	11.80	25	21	15	19	21	19	19	19.86
Total patients admitted	2	3	9	10	15	7.80	14	8	4	7	5	6	7	7.29
Completed and found competent (1st Restoration)	0	0	0	2	7	1.80	8	5	2	4	2	6	3	4.29
Not likely restorable (transported back to jail)	0	0	0	1	0	0.20	0	2	1	0	0	0	0	0.43
Court Order lapsed (Transported back to Jail)	0	0	0	2	6	1.60	0	0	0	0	0	0	0	0.00
Felony patients completed and found not likely restorable (1st Restoration)	0	0	1	0	0	0.20	3	2	1	0	0	0	1	1.00
Misdemeanor patients not restored (no further treatment by law)	0	0	0	0	1	0.20	0	0	0	0	0	0	1	0.14
Total transferred to State Hospital	1	0	1	0	1	0.60	0	4	5	0	1	3	1	2.00
For physical aggression	0	0	0	0	1	0.20	0	3	2	0	1	3	1	1.43
For sexually inappropriate behavior	0	0	0	0	0	0.00	0	0	0	0	0	0	0	0.00
For medical reasons	1	0	0	0	0	0.20	0	0	1	0	0	0	0	0.14
Due to court ordered treatment at SH	0	0	0	0	0	0.00	0	0	0	0	0	0	0	0.00
Other	0	0	1	0	0	0.20	0	0	2	0	0	0	0	0.29
Total patients eloped	0	0	0	0	0	0.00	0	0	0	0	0	0	0	0.00
Total recommended for early evaluation	0	0	0	0	0	0.00	0	0	0	0	0	0	1	0.14
Total recommended for 2nd 90-day order	0	0	2	3	0	1.00	2	3	1	2	2	3	2	2.14
Total recommended for 3rd 90-day order	0	0	0	0	0	0.00	0	0	0	0	2	0	1	0.43

* FSCRP began admitting patients on August 28, 2019

TRUEBLOOD IMPLEMENTATION STEPS TAKEN AND PLANNED – JULY 2020

The table below shows implementation steps taken and planned and is updated for the current reporting period.

Table 17. Trueblood Implementation Steps

Task	Key Milestones	Status / End Dates	Anticipated Outcome & Assumptions	Results Achieved & Barriers to Completion
Court Appointed Monitor Coordination				
Monthly Reports	Release July report	Complete	<ul style="list-style-type: none"> • Maintain compliance with the Court. • Use data to review and improve the provision of forensic services. 	Release of July report to stakeholders completed.
Legislative Coordination				
Implement Engrossed Substitute Senate Bill 6656: Funding applications	Apply for funding from the Office of Financial Management (OFM) from the Governor's Behavioral Health Innovation Fund relating to the state hospitals' forensic systems.	Complete	<ul style="list-style-type: none"> • Section 5(2) required OFM to contract with an external consultant to examine the current configuration and financing of the state hospital system and make recommendations on a number of different areas, including identification of the potential costs, benefits, and impacts associated with dividing one or both of the state hospitals into discrete hospitals to serve civil and forensic patients in separate facilities. The consultant's report was due to the Governor and Legislature by Oct. 1, 2016. 	<p>The Select Committee for Quality Improvement in State Hospitals met on October 30, 2017 and on December 15, 2017. During the December 15, 2017 meeting, the Department presented material on the three prosecutorial diversion programs funded in FY '18. Additionally, the Court Monitor provided an overview and update on the eight programs that received <i>Trueblood</i> fine money for diversion services.</p> <p>In 2018, during the months of January, February, March, May, June, August, September, November, and December, no hearings were scheduled. Meetings were held on the following dates: April 18, July 24, and October 18, 2018.</p> <p>In 2019, the first meeting of the year was held on January 7, 2019 with an agenda (and other meeting materials) found here:</p>

Task	Key Milestones	Status / End Dates	Anticipated Outcome & Assumptions	Results Achieved & Barriers to Completion
			<ul style="list-style-type: none"> Section 5(3) required DSHS to contract for the services of an academic or independent state hospital psychiatric clinical care model consultant to examine the clinical role of staffing at the state hospitals. The consultant’s report was due to the Governor and Legislature by Oct. 1, 2016. Section 6 created the Governor's Behavioral Health Innovation Fund in the state treasury. Only the director of financial management or designee may authorize expenditures from that Fund, which are provided solely to improve quality of care, patient outcomes, patient and staff safety, and the efficiency of operations at the state hospitals. 	<p>https://www.governor.wa.gov/issues/issues/health-care-human-services/select-committee-quality-improvement-state-hospitals</p> <p>The committee sunset on July 1, 2019.</p> <p>The Behavioral Health Recovery System Transformation (BHRST) committee was convened after July 1, 2019, likely conducting similar work as the Select Committee. No meetings were scheduled in the months of July or August. The committee first met on September 26, 2019. A second meeting was held on November 12, 2019. The agendas and other meeting materials can be found here:</p> <p>https://app.leg.wa.gov/committeeschedules#//29870/07-01-2019/12-08-2019/Schedule///Bill/</p> <p>No meeting was scheduled in December 2019 or January 2020 with the Legislative session beginning on January 13, 2020. Additionally, no meetings were scheduled in February, March, April, May, June, and July.</p>

Task	Key Milestones	Status / End Dates	Anticipated Outcome & Assumptions	Results Achieved & Barriers to Completion
<p>Consult with key partners and stakeholders, including out of state agencies, regarding potential legislation, potential certification of forensic evaluators, and other opportunities to enhance quality assurance.</p>	<p>Consult key partners including out of state agencies.</p>	<p>Ongoing</p>	<ul style="list-style-type: none"> Expanded pool of forensic evaluators would help improve timeliness. Licensure would provide quality assurance and create professional standards for forensic evaluators. Develop long-term certification of forensic evaluators, consistent with the <i>Trueblood</i> Court Monitor’s recommendations on mid- and long-term performance to implement a forensic certification program to sustain performance. 	<p>The OFMHS workforce development team has completed the new Forensic Mental Health Training and Certification training curriculum, and preliminary training of Enhanced Peer Specialists was delivered in April. The two-day workshop will be made available to other OFMHS employees (including new Forensic Evaluators), Forensic Navigators, Competency Restoration staff, and external learners, including jail staff, forensic peer-support specialists, and outpatient care providers, etc. OFMHS collaborated with HCA on this program and the program will be required for new peer-support specialists.</p> <p>The COVID-19 pandemic has altered the plans and method for delivery of training. Subsequent delivery of this training, to other identified groups, is being planned and is subject to conditions imposed by the COVID-19 situation. Training topics for the Jail Technical Assistance webinar series have been identified for the remainder of 2020, and scheduling for these sessions is underway.</p> <p>Options for credentialing or certification of Forensic Evaluators and other positions in the forensic behavioral health workforce are under review in light of the recently received gaps-analysis report completed by Groundswell, Inc.</p> <p>Initial discussion and collaboration underway with Utah and other states with progression toward a meeting with Utah. Further updates are expected in the next 1-2 reports.</p>

Task	Key Milestones	Status / End Dates	Anticipated Outcome & Assumptions	Results Achieved & Barriers to Completion
Labor Coordination				
Engage Labor Leaders and Members	Conduct ongoing bi-monthly meetings with Labor leaders	Ongoing	<ul style="list-style-type: none"> • Discuss policy, budget and operational changes likely required to comply with the <i>Trueblood</i> requirements. • Obtain staff necessary to safely support operation of additional forensic and civil beds at the state hospitals. • Obtain necessary psychiatrists and physicians to supplement services proved by employees at Western State Hospital to safely support the operation of additional forensic and civil beds. 	An informal demand to bargain was held on July 24th to discuss the plan for resuming jail based evaluations based on the State’s re-opening plans. A follow-up meeting is tentatively scheduled on August 12th.
Data Collection and Fiscal Modeling				
Monthly report data collection	Identify and obtain needed data	Complete	Obtain data for monthly reports and develop standardized reports to inform policy development and implementation.	Data collection is ongoing. The FDS technical team continues to meet bi-monthly with program (OFMHS) and data (RDA). Reporting needs are identified, ran through Change Control, and implemented as needed. This process is operationalized.
Institute data audit process	Review data and files of cases with anomalies and identify trends	Complete	Ensure completeness and accuracy of wait list data.	Data validation process is ongoing. IT project team, and Research and Data Analysis (RDA) analysts, researched data anomalies to determine the cause, impact, and remediation required.

Task	Key Milestones	Status / End Dates	Anticipated Outcome & Assumptions	Results Achieved & Barriers to Completion
Forensic Data System Design/ Development	Analyze Legacy Applications Data Quality for Potential Data Migration	Complete	<ul style="list-style-type: none"> • Integrated Forensic System with consistent data entry and tracking of all class members from creation of court order for mental competency evaluation through completion of evaluation and/or restoration (whichever is later). • Provided capability for access by evaluators to client status changes, regardless of location, to reduce delays. • Provided a single platform for quality reporting, eliminating the variability currently inherent in leveraging legacy applications not meant for this purpose. 	The Project team continues to support the Forensic Data System (FDS), its users, and RDA to streamline the reporting process out of the new system.
FDS Post-implementation Processes	Data Migration Clean-up	In Process	Some Migrated Data contained historical elements that needed to be cleaned up in the new system.	Governance has deferred the load of the data sets from legacy systems. RDA is working on a dataset that might provide a better lookup for evaluators. That dataset will be reviewed when ready.
	Usability	Complete	<ul style="list-style-type: none"> • The system contains modules that align with roles of forensic activities and allows for controlled access by those same user roles. This controlled access prevents users from easily seeing 	The IT project team has modified search screens to show a more complete snapshot of the court order which has eliminated the barriers resulting from role based access. Roles are still limited in what data may be edited.

Task	Key Milestones	Status / End Dates	Anticipated Outcome & Assumptions	Results Achieved & Barriers to Completion
			activity for a court order that crosses many modules. <ul style="list-style-type: none"> • Modify search screens to reveal all court orders for individual clients. • To streamline the admissions process, create refined report for inpatient movement (Due In/Due Out Report). 	System now directs users to all court orders for a client, including the client’s aliases. The Due In/Due Out Report has been modified to contain the essential fields for the hospital admission coordinators. Additional requirements will be gathered to best meet the needs of admission coordinators.
	System Data Issues	Complete	<ul style="list-style-type: none"> • Improve data integrity (date client status effectively changed, Forensic Evaluation Completion, Due In Date and Due Out Date) • Resolve missing data (CINs) • Built ability to link queues, status start dates and status due dates to changes in client data, delay reasons and good cause extensions to changes in client status. 	Client Status History table has been added to the database and user interface, user interface has been updated to capture updated Court Order Due Date for Forensic Evaluation Completion. New Client Identification Number confirmer has been trained, and we are requesting access to additional secondary systems for identifying clients. New structure for capturing client status has been released to users on April 17, 2019.
	RDA Reporting Issues	Complete	Ensure RDA is accounting for all / correct elements when building reports.	RDA has expertise in the legacy database schemas and the court requirements. The IT project team has expertise in the new FDS schema and will continue to transfer that expertise to RDA.
Human Resources				
Hire Office of Forensic Services HQ positions	Hire and Onboard	Complete	Provide infrastructure for forensic services system and improve effective and timely provision of competency services.	All 13 positions that were funded for fiscal year 2020 have been hired (the last three staff members started on June 1, 2020). Work has started on hiring staff for the fiscal year 2021 contempt settlement agreement requirements while addressing any pre-existing vacancies. For the month of July, two new hires started

Task	Key Milestones	Status / End Dates	Anticipated Outcome & Assumptions	Results Achieved & Barriers to Completion
				with eight more staff starting in the months of August through November. At the end of July, there are only three remaining vacant evaluator positions to fill (as all 18 new positions added July 2019/2020 have been filled). The office is still working on filling the two vacant supervisor positions (one in Seattle and the other on the east side of the state).
Hire additional hospital ward staff	Conduct targeted hiring events	In progress	Obtain required staff of all classes to safely and appropriately operate additional civil and forensic beds and to meet data collection, analysis and reporting needs.	Talent Acquisition recruiting efforts continue. See page 34 for additional details on recruiting.
	Pursue contracting			
Competency Evaluation				
Build capacity for out-station sites	Site agreements	N/A	Increased capacity at out-station sites will reduce wait time for evaluation.	All evaluations at outstation sites have been conducted by telehealth to reduce COVID-19 exposure risk for all parties. The system used for the tele-evals is able to accommodate attorney requirements to be present.
	Outstation sites operational	Complete		
Coordinate with forensic mental health system partners	Regular meetings with County Stakeholders	Ongoing	Stakeholder meetings will focus on topics where collaborative work is required to meet the requirements of the <i>Trueblood</i> Decision.	Quarterly stakeholder meetings continue to occur with Pierce County. The most recent meeting was on June 17, 2020. A meeting scheduled for July 15 was cancelled. The next meeting will be held August 19. OFMHS is now partnering with King County’s Department of Behavioral Health and Recovery to convene a group to address issues related to <i>Trueblood</i> class members. This group has met monthly since May 2019, with the most recent meeting occurring on June 15, 2020. The next meeting is set for August 19, 2020. Participants include

Task	Key Milestones	Status / End Dates	Anticipated Outcome & Assumptions	Results Achieved & Barriers to Completion
				police, behavioral health providers, shelter services, prosecutors, defenders, DRW, DSHS, and more.
Continue current county-conducted evaluation system until 2018	Establish quality criteria for evaluation reports	Ongoing	Obtain data needed from counties in order to meet Court ordered reporting requirements.	<p>The Quality Assurance (QA) program for competency reports began November 1, 2017. Forensic Evaluator Supervisors were provided with a manual of standards for competency evaluations and then audited competency evaluation reports generated by their direct reports.</p> <p>During Q2 2020, 43.3-percent of forensic evaluators had competency evaluation reports audited by supervisors. Please note that one region had an open supervisor position during Q2 2020 and recruitment for this position is current and ongoing until filled; precluding this region, the percentage increased to 55.3-percent. A total of 45 competency evaluation reports were reviewed in Q2 2020. Q3 2020 data will be available in October 2020.</p>
Explore and pursue triage system possibilities	Roll out Phase II	In progress	Establish an efficient evaluation to identify individuals who need inpatient services due to a serious mental health condition; who clearly do not require inpatient evaluation services; or who are clearly competent due to changes in their condition since the issuance of an order for evaluation (i.e., no longer drug affected).	<p>As of July 31, 2020, OFMHS has received 443 triage referrals from jail staff/defense. Of those referrals, 266 were approved, 119 of the referrals were denied, and 58 of these referrals were withdrawn before placement could be made.</p> <p>On November 2, 2016, OFMHS began calling jails holding in-custody defendants waiting 14 days for a competency evaluation to notify jail staff of the Triage Consultation and Expedited Admissions (TCEA) process. Since tracking began, approximately 2,303 calls have been made. Issues concerning the recent monthly call totals were reconciled. A new staff person and backup assumed this role on June 1 and made 23 calls to jails in</p>

Task	Key Milestones	Status / End Dates	Anticipated Outcome & Assumptions	Results Achieved & Barriers to Completion
				July.
Develop Telehealth video-conferencing systems to assist in the completion of evaluations	State-wide implementation and utilization of technology	Ongoing	Establishing this technology in multiple locations around the state (especially in rural areas) will allow OFMHS to conduct more evaluations, thereby helping to meet Court ordered requirements.	<p>The pilot evaluation of the video-conferencing (VC) system was completed in February 2019 with 50 evaluations. The VC program is now in operational mode and continues at three of the existing sites (three county jails). OFMHS provided two training seminars on the topic in 2019.</p> <p>Jennifer Popchockhakim is now point person on VC expansion and its feasibility. OFMHS continues to educate courts and jails on this technology to generate greater interest in and utilization of this technology. With the COVID-19 pandemic, and high levels of infection in many Washington state counties, video technology is seeing more interest from jails and other entities seeking to continue evaluations while minimizing physical contact/proximity of clients and staff.</p> <p>OFMHS has reached out to 21 westside and 17 eastside jails to expand the use of the VC system. The westside jails include city and county jails in Skagit, Issaquah, King (KCCF and MRJC), SCORE in Des Moines, Klickitat, Skamania, Kitsap, Kent, Pierce, Thurston, Mason, Lewis, Aberdeen, Grays Harbor, Whatcom, Clallam, Pacific, Cowlitz, and Clark. Working systems have been established at SCORE, Kent jail, Thurston County, Klickitat County, Whatcom County, and the Issaquah and Aberdeen jails. These add to existing connections established earlier in Snohomish, and Island Counties.</p>

Task	Key Milestones	Status / End Dates	Anticipated Outcome & Assumptions	Results Achieved & Barriers to Completion
				<p>OFMHS continues to work towards initiating the system with the other facilities.</p> <p>The jails on the eastside include county jails in, Spokane, Stevens, Ferry, Okanogan, Pend Oreille, Chelan, Kittitas, Grant, Benton, Douglas, Walla Walla, Franklin, Adams, Whitman, Lincoln, Columbia, and the Airway Heights Correctional Center. Working systems have been established in the Ferry, Benton, Franklin, Grant, Okanogan, Whitman, and Stevens County jails. Yakima County jail remains operational as an original pilot site. OFMHS continues to work with several jails and to provide ongoing support to the operational systems.</p> <p>Technical support is ongoing for established VC systems at Western State Hospital, Maple Lane, and Yakima.</p> <p>Since August 2018, more than 400 video conferences have been authorized by court order. Fewer than 4.5% of attempts have been rejected by the client’s attorney. Approximately 1.5% of attempts were rejected by the client. Over the last twelve months, video conferences are typically used for more than 25 evaluations per month. This data is current through July 2020.</p>

Task	Key Milestones	Status / End Dates	Anticipated Outcome & Assumptions	Results Achieved & Barriers to Completion
Competency Restoration				
SH addition 45 beds	Bed occupancy with forensic patients	Partially Complete	Serves overall plan to add beds and expand State Hospital forensic bed capacity to meet Court ordered requirements.	<p>Previously, the Legislature funded conversion of a civil ward to a 30-patient forensic ward. South Hall 10 re-opened in May 2018 and is serving NGRI patients who are ready to begin transitioning to the community.</p> <p>The Legislature funded this request to operate 45 additional beds in building 27 (Ft. Steilacoom Competency Restoration Center – FSCRCP) and the South Hall 5 (S5) ward. The initial FY 2018 request can be found here: https://www.dshs.wa.gov/data/budget/2018/030-PL-CV-Forensic-Ward-Staffing.pdf</p> <p>Forensic 3 (F3) opened in June 2018 as another forensic admissions ward. F3 adds capacity for a less acute admission/restoration program. S5 expanded from 15 beds to 30. S5 reached full patient capacity in fall 2018.</p> <p>FSCRCP opened late-August 2019 and is endeavoring to reach the 30-patient census when feasible. As of the week of July 9, 2020, the census goal was 22, which they met FSCRCP has a new <i>locums</i> psychiatrist, and they will continue to slowly raise their census until they reach a census of 25. Due to COVID-19, the census will be capped at 25 to allow social distancing in groups and at meals.</p>

Task	Key Milestones	Status / End Dates	Anticipated Outcome & Assumptions	Results Achieved & Barriers to Completion
WSH addition 40 beds	Bed occupancy with forensic patients	In Progress	Serves overall plan to add beds and expand State Hospital forensic bed capacity to meet Court ordered requirements.	<p>In the 2017-19 budget, the Legislature allotted funding for the conversion of 60 beds from civil to 42 forensic beds on two wards at Western State Hospital per the settlement.</p> <p>WSH is beginning the conversion of current staff positions to fill positions on the new CFS E3/E4 Wards (<i>Trueblood</i>). Schedules are currently being reviewed for final installation of furniture, equipment and supplies. The final configuration of the two wards will result in 40 new beds instead of 42, in order to accommodate a seclusion room on each ward.</p> <p>Major unexpected construction challenges are being overcome, although there are timeline impacts that are delaying the remaining work to be completed until September or October.</p> <p>Additional delays are occurring in construction because of limitations being experienced by the contractor, a disruption in supply chain deliveries including materials, and availability of workforce. The contractor is operating at 50-percent of the pre-COVID-19 workforce, and the plumbing sub-contractor is also significantly affected by staffing delays. While construction is proceeding, the full impact of these disruptions will not be known until the future becomes more certain, and state of emergency related restrictions are lifted or eased. It should be noted the state of emergencies declarations have been careful to keep both the WSH and ESH included in the essential construction categories, but that has not fully mitigated</p>

Task	Key Milestones	Status / End Dates	Anticipated Outcome & Assumptions	Results Achieved & Barriers to Completion
				<p>these disruptions. As a result, the Court granted an extension of time allowing additional time to complete construction and open the new wards to patients.</p>
<p>ESH addition of 50 beds</p>	<p>Bed Occupancy with Forensic Patients</p>	<p>In Progress</p>	<p>Serves overall plan to add beds and expand State Hospital forensic bed capacity to meet Court ordered requirements.</p>	<p>The legislature funded, in the 2019-2021 biennial budget (for purposes of the <i>Trueblood</i> Agreed Settlement), additional forensic bed capacity.</p> <p>Over \$24 million was allocated to DSHS for the addition of forensic bed capacity at ESH. These funds support two new 25-bed competency restoration units at ESH.</p> <p>Ward 1N3 is open as of June 1. As of June 12, the current census is seven patients.</p> <p>The installation of equipment and supplies at E3/E4 and 1N3/3N3 is nearing completion, and the final walk through is scheduled for August 3, 2020.</p> <p>Most staff positions are filled for the new wards, and recruitment efforts have slowed due to the pandemic. ESH has adopted several strategies to mitigate the virus' impact; however, fully staffing these positions remains an ongoing challenge.</p>

Task	Key Milestones	Status / End Dates	Anticipated Outcome & Assumptions	Results Achieved & Barriers to Completion
				<p>The ongoing COVID-19 emergency has been expected to impact construction activities, and recent impacts to the schedule are indicated as follows:</p> <p>Although ESH beds had been fully on track for completion within the timeframe, the contractor has recently invoked the <i>force majeure</i> clause (citing the “pandemic” term) to suspend work. The full impact of this disruption will not be known until the future becomes more certain, and state of emergency related restrictions are lifted or eased. It should be noted the state of emergencies declarations have been careful to keep both WSH and ESH included in the essential construction categories, but that has not fully mitigated these disruptions. As a result, the Court granted an extension of time allowing additional time to complete construction and open the new wards to patients.</p>
Provide Restoration Treatment at MLCRP	Restore Patients to Competency	Ongoing	<ul style="list-style-type: none"> • To meet or exceed the restoration rates at both state hospitals. • Hard closure date set for June 30, 2024 unless the trigger event occurs. 	<p>Also, see data <i>Table 14</i> on page 35.</p> <p>Length of Stay the data pulled on June 5, 2020 shows that restoration patients at Maple Lane stay for an average of 70.7 days. This is a higher average than the other two RTFs.</p> <p>As for the Quarterly Length of Stay Report that was pulled on 7/15/2020 the Maple Lane Program is meeting the restoration rates of the hospitals with the exception on first 90 day restorations. Their LOS is 47.7 compared to ESH which is 70.7.</p>

Task	Key Milestones	Status / End Dates	Anticipated Outcome & Assumptions	Results Achieved & Barriers to Completion
Provide Restoration Treatment at YCRP	Restore Patients to Competency	Ongoing	<ul style="list-style-type: none"> • To meet or exceed the restoration rates at both state hospitals • Hard closure date set for December 31, 2021 unless the trigger event occurs. 	<p>Also, see data Table 15 on page 36.</p> <p>Length of Stay the data was pulled on June 22, 2020 shows that restoration patients at YCRP stay for an average of 63.4 days.</p> <p>As for the Quarterly Length of Stay Report that was pulled on July 15, 2020 the Yakima Program is meeting the restoration rates of the hospitals in all areas with the exception of first 90 day restorations. Their LOS is 56.0 compared to ESH which is 70.0</p>
Provide Restoration Treatment at FSCR	Open Building 27	Complete	<ul style="list-style-type: none"> • Identify alternate facility capacity to meet <i>Trueblood</i> compliance. • Collaborate with Court parties to open the facility. 	<p>Our DSHS Medical Director, Dr. Waiblinger is filling in as the interim FSCR Medical Director. As of August 10, 2020, the census was at 17. FSCR had a new <i>locums</i> psychiatrist start on July 7, 2020, and they will continue to slowly raise their census until they reach a census of 25. Due to COVID-19, the census will be capped at 25 to allow social distancing in groups and at meals.</p> <p>There is currently an open recruitment for a Psychiatric ARNP. Interviews were completed on August 10, 2020. The team is currently working on background checks and references for the preferred candidate. Once hired, FSCR will be able reduce some of the cost incurred by using <i>locums</i> doctors.</p>

Task	Key Milestones	Status / End Dates	Anticipated Outcome & Assumptions	Results Achieved & Barriers to Completion
	Restore Patients to Competency	Ongoing	<ul style="list-style-type: none"> To meet or exceed the restoration rates at both state hospitals. 	<p>Also, see data <i>Table 16</i> on page 36.</p> <p>The second quarter FSCRП data showing days to restoration averages for 45-day first felony patients are 39.5 days. At FSCRП length Of Commitment for 90-day first currently exceeds that of the state hospitals.</p> <p>As of June 12, 2020, the LOS for a resident at FSCRП averages at 60.3 days.</p>
Implementation of OCRPs	Diversion Programs are Operational	Ongoing	Development and implementation of OCRP in King, Pierce, and Spokane Counties.	<p>OCRPs were included in the Trueblood settlement. The Governor’s proposed budget for the 2019-2021 biennium included funding for the OCRP programs contemplated in the settlement.</p> <p>A workgroup has been convened with staff from both OFMHS and HCA to plan for effective implementation of this new endeavor within the three regions of the Settlement Agreement’s first phase.</p> <p>A Request for Information (RFI) was issued September 4, 2019 with an amendment issued September 9 to correct the RFI number. The finalized implementation model draft will be sent to workgroup participants for comment and review.</p> <p>Implementation WebEx presentations were facilitated on September 20, September 23, and September 27th for the purpose of distributing information about program planning and to gather insight and information from potential community providers.</p>

Task	Key Milestones	Status / End Dates	Anticipated Outcome & Assumptions	Results Achieved & Barriers to Completion
				<p>The program model was finalized November 1, 2019. The OCRP planning group is meeting with the three implementation regions throughout the month of November to discuss region-specific details of the programs. Request for Proposals (RFP) for OCRP services will be released by November 30, 2019.</p> <p>The OCRP RFP was posted on November 27, 2019 with a closing date of January 17, 2020.</p> <p>A bidder’s conference was held via WebEx on December 18, 2019. Discussion included the staffing model, scope of caseloads, services and service area, competency restoration/evaluation pathways and the RFP process. The OCRP Administrator, OCRP Project Manager, and OCRP Planning Group Co-Lead have been attending regularly scheduled court services steering committee meetings in the program regions in order to be present for questions or discussion regarding OCRP.</p> <p>OCRP apparent successful bidders for the Southwest and Spokane regions were announced on February 10, 2020. Another contractor for the Pierce region was announced later in February.</p> <p>Contracts with Statement of Work and individual provider budgets are being developed with a goal of having the contracts executed by April.</p> <p>The OCRP Administrator and Project Manager will be participating in a “Roadshow” along with members of the</p>

Task	Key Milestones	Status / End Dates	Anticipated Outcome & Assumptions	Results Achieved & Barriers to Completion
				<p>Forensic Navigator team to meet with and engage staff and officials with the county court systems in Phase 1 regions.</p> <p>As of April 1, 2020, three contracts have been executed, with one provider per region.</p> <p>DSHS and HCA are working together to provide training and to create policy for specific processes, such as client removal from OCRP to an inpatient level of care and transportation agreements. A policy for determining clinical appropriateness for OCRP referral has been finalized.</p> <p>OCRP has been contracted in the three Phase 1 implementation regions with contractors Greater Lakes Mental Health (Pierce Region), Lifeline Connections (SW Region) and Frontier Behavioral Health (Spokane Region). The model was developed between DSHS and HCA, in consultation with Groundswell, Inc., and will incorporate the Breaking Barriers Competency Restoration Program as part of the model interventions. Full training of teams is scheduled for June 15-18, 2020, and the program is on track to go-live on July 1, 2020. Washington Administrative Code (WAC) for the program is also in development and scheduled to be complete by December 31, 2020.</p> <p>Training was provided to teams with all three agencies. DSHS and HCA continue to provide technical assistance and training to include group observations at DSHS RTFs,</p>

Task	Key Milestones	Status / End Dates	Anticipated Outcome & Assumptions	Results Achieved & Barriers to Completion
				<p>and reviews of evidence based adaptations to the Breaking Barriers CORE curriculum.</p> <p>Lifeline Connections in the Southwest Region requested a delayed start due to hiring challenges associated with COVID-19 and workforce shortages.</p> <p>OFMHS' Forensic Admissions Coordinator began providing determination of clinical appropriateness for OCRP on July 1, 2020.</p> <p>Contractors in the Spokane Region and Pierce Region began taking OCRP clients on July 1, 2020. The Contractor in the Southwest Region has requested a delayed start due to hiring challenges associated with Covid-19 and workforce shortages, but reports a go-live date of September 1, 2020.</p> <p>As of July 31, 2020, one client has been ordered into OCRP in Pierce Region and is currently receiving services on two separate restoration orders: a 45-day first felony order and a 90-day first felony order. Additionally, in the month of August one client has been ordered into OCRP in the Spokane region.</p>
County transport of patients	Coordinate with Counties to Develop Transport Protocols	Ongoing	Ensure timely transport of patients to support delivery of competency services as directed in court order.	No issues were raised during this reporting period concerning county transport of patients.

Task	Key Milestones	Status / End Dates	Anticipated Outcome & Assumptions	Results Achieved & Barriers to Completion
Diversion Alternatives				
Implement 2E2SSB 5177 (2015) provisions for dismissal of charges & referral to treatment	Diversion Programs are Operational	Ongoing	Prosecutor can dismiss criminal charges without prejudice & refer to community-based mental health services.	OFMHS Liaison and Diversion Specialist will continue to monitor the programs and provide technical assistance as needed to address any barriers.

FEBRUARY 8, 2016 COURT ORDER STATUS REPORT/UPDATES

The status updates to the February 8, 2016 Court Order are shown in the table below.

Table 18. Court Order Status Updates

Requirements	Date	Status	Progress Notes
1. Implement a triage system to sort class members waiting for in-jail evaluations by the acuity of their mental illnesses and their current manifestations, by the seriousness of their crimes, and by the amount of resources their cases require¹:			
C. Reporting on the implementation and effectiveness of the triage plan in Defendants' monthly reports to the Court Monitor	Beginning April 15, 2016	Ongoing	Refer to 3C. & 4C. below.
2. Eliminate the backlog of class members currently waiting for in-jail evaluations²:			
E. Completing evaluations for all backlog cases (any patient waiting more than 14 days at the end of the month ³)	April 15, 2016	Ongoing	Of the 284 jail evaluation orders signed in June, 233 were completed within 14 days, which is 82.0%. This number is expected to rise once the data are mature.
3. Implement a triage system to sort class members waiting for in-hospital evaluations by the acuity of their mental illnesses and their current manifestations, by the seriousness of their crimes, and by the amount of resources their cases require:			
C. Reporting on the implementation and effectiveness of the triage plan in Defendants' monthly reports to the Court Monitor	Beginning April 15, 2016	Ongoing	For additional information, review the Task column in Table 17 labeled " Explore and pursue triage system possibilities " on pages 44-45.
4. Implement a triage system to sort class members waiting for restoration services by the acuity of their mental illnesses and their current manifestations, by the seriousness of their crimes, and by the amount of resources their cases require:			
C. Reporting on the implementation and effectiveness of the triage plan in	Beginning April 15, 2016	Ongoing	For additional information, review the Task column in Table 17 labeled: " Explore and pursue triage system possibilities " on pages 44-45.

¹ By agreement with the Court Monitor, long completed requirements 1.A. & 1.B. were removed from Table 18 for the April 2020 report.

² By agreement with the Court Monitor, long completed requirements 2.A. & 2.B. were removed from Table 18 for the April 2020 report, and 2.C. & 2.D. were removed from Table 18 for the May 2020 report.

³ Under a previously completed section of this order, requirement 2.C., a targeted objective to recruit forensic evaluators, was satisfied.

Requirements	Date	Status	Progress Notes
Defendants' monthly reports to the Court Monitor			
5. Report on the implementation status of the CMS Plan of Correction:			
B. Reporting on the implementation status in Defendants' monthly reports to the Court Monitor	Beginning March 15, 2016	Ongoing	<p>DSHS entered into a second System Improvement Agreement with the Centers for Medicare and Medicaid Services (CMS). This agreement ran from November 2, 2017 to July 2, 2018. A copy of the agreement was shared with Dr. Mauch by defense counsel on November 3, 2017.</p> <p>As a result of a Court Order in April, the department worked with Plaintiffs and the Court Monitor in developing a bed capacity/expansion plan.</p> <p>WSH was resurveyed May 2018 and did not meet all the Conditions of Participation (COP) with CMS. As of July 9, 2018, WSH was decertified. WSH continues to work using Functional Work Teams (FWTs) towards CMS certification.</p> <p>ESH remains accredited by The Joint Commission and CMS certified.</p> <p>The Legislature funded design of a new hospital, which will be required to meet all the COPs for CMS certification. Currently, this project is within the pre-design phase with aspects of the overall plan being developed. A draft design of the rough outline of the new building has been developed.</p>

Requirements	Date	Status	Progress Notes
6. Plan for recruiting and staffing 30 beds at WSH after compliance with CMS's terms of participation is achieved in March:			
C. Reporting on the implementation status of the plan and timeframe in Defendants' monthly reports to the Court Monitor	Beginning April 15, 2016	Ongoing	<p>DSHS entered into a second System Improvement Agreement with CMS. This agreement ran from November 2, 2017 to July 2, 2018. A copy of the agreement was shared with Dr. Mauch by defense counsel on November 3, 2017. As a result of a court order in April, the department worked with Plaintiffs and the Court Monitor in developing a bed capacity/expansion plan.</p> <p>WSH was resurveyed May 2018 and did not meet all the COP with CMS. As of July 9, 2018, WSH was decertified. WSH continues to work using Functional Work Teams (FWTs) towards CMS certification. PSHB Sec. 204 budgeted for the 30 beds at WSH and was completed prior to CMS decertification.</p> <p>The Legislature funded design of a new hospital, which will be required to meet all the COPs for CMS certification. Currently, this project is within the pre-design phase with aspects of the overall plan being developed. A draft design of the rough outline of the new building has been developed.</p>
8. Remove barriers to the expenditure of the \$4.8 million in currently allocated diversion funds:			
D. Executing contracts for implementation by the selected providers	April 15, 2016	Complete	Prosecutorial diversion was funded for fiscal year 2021.

Requirements	Date	Status	Progress Notes
10. Develop a reliable and valid client-level data system to support better management and accountability of the forensic services system:			
<p>E. Implementing revisions to the existing system or initiating development of a new forensic data and management information system. The decision was to initiate new system development efforts.</p>	<p>January 2020</p>	<p>Complete</p>	<p>Project governance has established a normal data / reporting meeting with RDA, OFMHS, and the project technical team.</p> <p>Data errors now generate RDA errors reports that are sent to OFMHS key personnel. Workflow issues are directed to OFMHS for adoption and technical issues are reviewed by the technical team for design changes.</p>

JULY 7, 2016 CONTEMPT ORDER STATUS UPDATES

The three status updates required in the July 7, 2016 Court Order are below:

- (1) Monetary sanctions – fines are imposed on a per class member, per day basis. On the 15th of every month, DSHS is required to submit contempt fines data to the Court. These data were submitted to the Court on August 15, 2016 and will be included in this report, when finalized each month, as Appendices I and J;
- (2) Diversion plans – DSHS is ordered to develop, in consultation with the Court Monitor, plans for the expenditure of the contempt fines; and
- (3) Wait time data – DSHS shall submit to the Court wait time data in a manner identical to the data submitted on June 17, 2016 in the declaration of Bryan Zolnikov. These data are included in this report in Tables 11-13.

AUGUST 15, 2016 ORDER MODIFYING PERMANENT INJECTION AS TO IN JAIL COMPETENCY EVALUATIONS

Pursuant to the August 15, 2016 Court Order, the department must provide in-jail competency evaluations within 14 days of a signed court order. When an in-jail evaluation cannot be completed within 14 days and good cause applies (i.e., delay due to clinical reasons, attorney, interpreter, or defense expert), an extension from the ordering court must be secured or DSHS must immediately admit the individual to a state hospital to finish conducting the evaluation. In order to comply with the reporting requirements of the Court Order, DSHS identified a need to revise both the current process used for seeking extensions from the criminal court as well as the data collected during that process. Since the August 15 Court Order, DSHS identified a series of necessary changes that will enable the department to comply with the Order, including the following:

- (1) Develop a list of data elements needed to comply with the Court Order to include additional delay data;
- (2) Develop a data dictionary to define the data elements needed;
- (3) Develop a process of reporting the information to the courts for the exception requests;
- (4) Identify the cutoff date for seeking an exception;
- (5) Develop a standardized form that can be used for seeking good cause exceptions;
- (6) Develop an operating procedure to guide evaluators through the new good cause process;
- (7) Coordinate with the Attorney General's Office to ensure adequate representation;
- (8) Develop a process for collecting the data to report to the courts for the exceptions and to maintain for monthly reporting;
- (9) Develop a model for the delays and the data pertaining to the delays; and
- (10) Modify the current IT systems or develop a new database in which to maintain the information once all above steps are completed.

DSHS implemented the FDS on August 1, 2018. Included in this design were the data elements needed to report to the courts. Included in the initial release is the implementation of the new forensic algorithm waitlist. Data was migrated from existing systems and provided the starting point for DSHS on August 1. The Project team continues to support the FDS, its users and the RDA unit to provide increased data granularity for reporting out of a new system.

The Forensic Advisory Committee (FAC) meets semi-monthly and provides business process clarification and recommendations to the technical team. The FAC will continue to meet to provide input during system optimization and future enhancements. Recommendations from the FAC may be referred to the Governance Committee when appropriate. The Governance Committee meets at least monthly to

monitor status and render final decisions on key topics. Governance also prioritizes the future functionality to ensure that the IT project work aligns with the needs of the Court and other stakeholders.

APPENDICES

Appendices A-G: Data Tables; Class Member Evaluation/Restoration Information; Class Member Restoration Information for the Maple Lane, Yakima, & Fort Steilacoom Programs; and Percent of Court Orders Received Within Three Days

This file is submitted with the DRAFT and FINAL reports and includes data tables as well as order received rate data.

Appendix H: Outliers and Delay Comments

This file is submitted with the DRAFT and FINAL report and contains the Outlier data and delay comments.

Appendix I: Calculation of Inpatient Contempt Fines

This file is submitted with the FINAL report only and contains the calculation of inpatient contempt fines data.

Appendix J: Calculation of Jail-Based Contempt Fines

This file is submitted with the FINAL report only and contains the calculation of in-jail contempt fines data.

Appendix K: Good Cause Exceptions

This file is submitted with the FINAL report only and contains the good cause extension request data.