



Environmental Suicide Risk Assessment Report

Western State (Building 28)














Lakewood, WA


















7/2/2018 to 7/3/2018




























*Western State (Building 28)
Lakewood, WA*
















Environmental Suicide Risk Assessment Report — 7/2/2018 to 7/3/2018

















Space	Classification	Room	Observed Potential Suicide Risk	Potential Mitigation Activities	Risk	
BH Corridor	BH Common Area	Building 28 main corridor	Ceiling, lay-in (Ligature, Contraband)	Replace with hard ceiling Glue or clip tiles in place Place motion sensor above ceiling One-to-one observation	H	
BH Corridor	BH Common Area	Building 28 main corridor	Door closer, exposed (Ligature)	Remove door closer One-to-one observation	H	
BH Corridor	BH Common Area	Building 28 main corridor	Door handle and hinges, standard (Ligature)	Replace with ligature-resistant door handle One-to-one observation	H	
BH Corridor	BH Common Area	Building 28 main corridor	Exit signs not flush to ceiling or wall (Ligature)	Mount exit signs flush to ceiling or wall One-to-one observation	H	
BH Corridor	BH Common Area	Building 28 main corridor	Fire extinguisher cabinet, protruding (Ligature)	Provide recessed extinguisher cabinet One-to-one observation	M	
BH Corridor	BH Common Area	Building 28 main corridor	Hand rails, open (Ligature) Wood on one side and metal on the other side of corridor	Provide ligature-resistant hand rails One-to-one observation	H	 
BH Corridor	BH Common Area	Building 28 main corridor	Other attachment points (Ligature): Wooden boxes Pendent alarm box	Provide ligature-resistant devices or covers Remove attachment points Direct observation of group	H	 
BH Corridor	BH Common Area	Building 28 main corridor	Other attachment points (Ligature): Access panel and convex mirror Elevator expansion joint	Provide ligature-resistant devices or covers Remove attachment points Direct observation of group	H	 
BH Corridor	BH Common Area	Building 28 main corridor	Sprinkler heads, standard (Ligature)	Replace with ligature-resistant sprinkler heads One-to-one observation	H	
BH Corridor	BH Common Area	Corridors: F7; F3; F6; F2; F5; F1; F8; F4	Ceiling, lay-in (Ligature, Contraband)	Replace with hard ceiling Glue or clip tiles in place Place motion sensor above ceiling One-to-one observation	H	
















Space	Classification	Room	Observed Potential Suicide Risk	Potential Mitigation Activities	Risk	
BH Corridor	BH Common Area	Corridors: F7; F3; F6; F2; F5; F1; F8; F4	Conduit, exposed (Ligature)	Remove or enclose conduit One-to-one observation	H	
BH Corridor	BH Common Area	Corridors: F7; F3; F6; F2; F5; F1; F8; F4	Door closer, exposed (Ligature): Door handle	Remove door closer One-to-one observation	H	
BH Corridor	BH Common Area	Corridors: F7; F3; F6; F2; F5; F1; F8; F4	Door handle, standard (Ligature)	Replace with ligature-resistant door handle One-to-one observation	H	
BH Corridor	BH Common Area	Corridors: F7; F3; F6; F2; F5; F1; F8; F4	Exit signs not flush to ceiling or wall (Ligature)	Mount exit signs flush to ceiling or wall One-to-one observation	H	
BH Corridor	BH Common Area	Corridors: F7; F3; F6; F2; F5; F1; F8; F4	Nurse call lights, wall mounted (Ligature): Not flush to ceiling	Mount nurse call lights on the ceiling One-to-one observation	H	
BH Corridor	BH Common Area	Corridors: F7; F3; F6; F2; F5; F1; F8; F4	Other attachment points (Ligature): Pendent alarm box Locker doors gaps	Provide ligature-resistant devices or covers Remove attachment points Direct observation of group	H	 
BH Corridor	BH Common Area	Corridors: F7; F3; F6; F2; F5; F1; F8; F4	Other attachment points (Ligature): Convex mirrors not flush to ceiling Wooden cabinet	Provide ligature-resistant devices or covers Remove attachment points Direct observation of group	H	 
BH Corridor	BH Common Area	Corridors: F7; F3; F6; F2; F5; F1; F8; F4	Other attachment points (Ligature): Washer water connections exposed Electrical outlets do not have taper proof screws	Provide ligature-resistant devices or covers Remove attachment points Direct observation of group	H	 
BH Corridor	BH Common Area	Corridors: F7; F3; F6; F2; F5; F1; F8; F4	Telephone with cord (Ligature)	Provide wall phone with slanted top and short cord One-on-one observation	H	
BH Corridor	BH Common Area	Corridors: F7; F3; F6; F2; F5; F1; F8; F4	Water fountain (Ligature): F7 has a double unit and wooden cover has gap at top corners	Remove water fountain One-to-one observation	H	 
BH Patient Room	BH Dedicated Space	F1- 20, 23, 24, 28, 29 Rooms	Bed, BH, with attachment points for restraints (Ligature)	Remove the restraint attachment points One-to-one observation	H	
BH Patient Room	BH Dedicated Space	F1- 1-29 Rooms	Other attachment points (Ligature): Sink Toilet Mirror Grab bars (2 types used)	Provide ligature-resistant devices or covers Remove attachment points One-to-one observation	H	 
















Space	Classification	Room	Observed Potential Suicide Risk	Potential Mitigation Activities	Risk	
BH Patient Room	BH Dedicated Space	F1- 1-29 Rooms	Window, operable (Harm)	Seal window One-to-one observation	H	
BH Counseling Room	BH Common Area	F1- 159A Interview room	White board ledges (Harm) Cabinet handles Lay in ceiling	One-to-one observation	L	
BH Exam Room	BH Common Area	F1- 58 Exam room	Faucet, standard (Ligature)	One-to-one observation	H	
BH Patient Room	BH Dedicated Space	F1- 7, 9, 10, 15, 16, 17, 21, 22, 26 Rooms	Lamp, not flush to ceiling (Ligature)	Provide angled or recessed lamp One-to-one observation	H	
BH Exam Room	BH Common Area	F1-58 Exam	Cabinets, handles and hinges (Ligature)	One-to-one observation	H	
BH Exam Room	BH Common Area	F1-58 Exam	Ceiling, lay-in (Ligature, Contraband)	One-to-one observation	H	
BH Exam Room	BH Common Area	F1-58 Exam	Dispenser, paper towel, breakable (Harm)	One-to-one observation	M	
BH Exam Room	BH Common Area	F1-58 Exam	Door closer, exposed (Ligature)	One-to-one observation	H	
BH Exam Room	BH Common Area	F1-58 Exam	Door handle, standard (Ligature)	One-to-one observation	H	
BH Exam Room	BH Common Area	F1-58 Exam	Faucet, standard (Ligature)	One-to-one observation	H	
BH Exam Room	BH Common Area	F1-58 Exam	Hooks, fixed (Ligature)	One-to-one observation	H	
BH Exam Room	BH Common Area	F1-58 Exam	Medical equipment (Ligature): Otoscope and BP wall mounted Lamp Viewer Cart	Remove equipment not medically necessary Cover medical equipment One-to-one observation	H	
BH Exam Room	BH Common Area	F1-58 Exam	Oxygen cylinder (Harm) Rack with chain	Remove cylinder if not medically necessary One-to-one observation	H	

















Space	Classification	Room	Observed Potential Suicide Risk	Potential Mitigation Activities	Risk	
BH Exam Room	BH Common Area	F1-58 Exam	Shelves, free standing metal (Ligature):	Remove wall mounted shelves One-to-one observation	H	
BH Tub Room, Corridor	BH Dedicated Space	F2 Tub room	Other attachment points (Ligature): SAME AS F7 and F3 Only used for storage	Provide ligature-resistant devices or covers Remove attachment points One-to-one observation	H	
BH Patient Room	BH Dedicated Space	F2- 16-21 Rooms	Drawers, removable (Ligature, Harm)	Remove drawers Provide furniture with open shelves One-to-one observation	H	
BH Bathroom, Corridor	BH Dedicated Space	F4- Women's bathroom	Hinges, standard (Ligature) Wooden cabinet	Replace with continuous hinges One-to-one observation	H	
BH Patient Room	BH Dedicated Space	F4-23	Door handle, loose (Ligature)	Add door handle inspection to EOC rounds One-to-one observation	H	
BH Bathroom, Corridor	BH Dedicated Space	F5	Other attachment points (Ligature): Shower door lock	Provide ligature-resistant devices or covers Remove attachment points One-to-one observation	H	
BH Bathroom, Corridor	BH Dedicated Space	F5	Screws, non-tamper-resistant (Ligature, Harm) Light switch	Replace with tamper-resistant screws One-to-one observation	H	
BH Patient Room	BH Dedicated Space	F5- 1-3, 12-23; F8- 27, 24, 21, 12, 8; F4-5	Other attachment points (Ligature): Light fixture gaps	Provide ligature-resistant devices or covers Remove attachment points One-to-one observation	H	
BH Patient Room	BH Dedicated Space	F5- 12; F8- 21	Bed, BH, with attachment points for restraints (Ligature)	Remove the restraint attachment points One-to-one observation	H	
BH Patient Room	BH Dedicated Space	F5-18, 19, 13, 12; F8- 18, 14, 13; F4-20, 19	Other attachment points (Ligature): Sink Toilet Grab bars style and gaps Mirror not flush	Provide ligature-resistant devices or covers Remove attachment points One-to-one observation	H	
BH Bathroom, Corridor	BH Dedicated Space	F5; F4	Other attachment points (Ligature): Hand dryer not flush Urinal top corner not flush	Provide ligature-resistant devices or covers Remove attachment points One-to-one observation	H	
BH Bathroom, Corridor	BH Dedicated Space	F5; F8; F4	Dispenser, paper towel, breakable (Harm)	Replace with unbreakable dispenser One-to-one observation	H	



















Space	Classification	Room	Observed Potential Suicide Risk	Potential Mitigation Activities	Risk	
BH Bathroom, Corridor	BH Dedicated Space	F5; F8; F4	Faucet (Ligature)	Replace with ligature-resistant faucet One-to-one observation	H	
BH Bathroom, Corridor	BH Dedicated Space	F5; F8; F4	Other attachment points (Ligature): Access panels Access panel gap (F8) Closet key lock (F8)	Provide ligature-resistant devices or covers Remove attachment points One-to-one observation	H	 
BH Patient Bathroom	BH Dedicated Space	F6- 1-24; F2- 1-21 Rooms	Mirror, not flush to wall (Harm)	Replace with unbreakable mirror One-to-one observation	H	
BH Patient Bathroom	BH Dedicated Space	F6- 1-24; F2- 1-21 Rooms	Sink, shape (Ligature)	Replace with ligature-resistant sink	H	
BH Patient Bathroom	BH Dedicated Space	F6- 13, 19, 20; F2- 15, 21 Rooms	Grab bars, gaps (Ligature): Two types used	Replace with ligature-resistant grab bars One-to-one observation	H	 
BH Tub Room, Corridor	BH Dedicated Space	F6- E203	Other attachment points (Ligature): Same as F2 plus Metal shelves Cabinet lock and latch	Provide ligature-resistant devices or covers Remove attachment points One-to-one observation	H	
BH Exam Room	BH Common Area	F6- E258; F2- F258	Cabinets, handles and hinges (Ligature)	One-to-one observation	H	
BH Exam Room	BH Common Area	F6- E258; F2- F258	Dispenser, paper towel, breakable (Harm)	One-to-one observation	M	
BH Exam Room	BH Common Area	F6- E258; F2- F258	Door closer, exposed (Ligature)	One-to-one observation	H	
BH Exam Room	BH Common Area	F6- E258; F2- F258	Faucet, standard (Ligature)	One-to-one observation	H	
BH Exam Room	BH Common Area	F6- E258; F2- F258	Medical equipment (Ligature)	Remove equipment not medically necessary Cover medical equipment One-to-one observation	H	
BH Exam Room	BH Common Area	F6- E258; F2- F258	Other attachment points (Ligature): Shelving Magnetic door hold opens	Remove attachment points as feasible One-to-one observation	H	 














Space	Classification	Room	Observed Potential Suicide Risk	Potential Mitigation Activities	Risk	
BH Exam Room	BH Common Area	F6- E258; F2- F258	Oxygen cylinder (Harm)	Remove cylinder if not medically necessary One-to-one observation	H	
BH Exam Room	BH Common Area	F6- E258; F2- F258	Sharps container (Ligature, Harm, Contraband)	Remove sharps container One-to-one observation	H	
BH Exam Room	BH Common Area	F6- E258; F2- F258	Sink, exposed plumbing (Ligature)	Cover exposed plumbing One-to-one observation	H	
BH Group Room	BH Common Area	F6- E3 7, 39; F2- F36, 37; F1-37, 39; F5-37, 39; F8-37, 39; F4- 37, 39	Door handle, standard (Ligature)	Replace with ligature-resistant door handle Direct observation of group	M	
BH Group Room	BH Common Area	F6- E3 7, 39; F2- F36, 37; F1-37, 39; F5-37, 39; F8-37, 39; F4- 37, 39	Lamp, breakable (Harm)	Provide tamper-resistant lamp Direct observation of group	M	
BH Group Room	BH Common Area	F6- E3 7, 39; F2- F36, 37; F1-37, 39; F5-37, 39; F8-37, 39; F4- 37, 39	Other attachment points (Ligature): TV cabinets with lock and chain	Provide ligature-resistant devices or covers Remove attachment points Direct observation of group	M	
BH Group Room	BH Common Area	F6- E3 7, 39; F2- F36, 37; F1-37, 39; F5-37, 39; F8-37, 39; F4- 37, 39	Other attachment points (Ligature): TV door hinge and rubber bumper F6- E39: TV Electrical outlet and conduit	Provide ligature-resistant devices or covers Remove attachment points Direct observation of group	M	 
BH Group Room	BH Common Area	F6- E3 7, 39; F2- F36, 37; F1-37, 39; F5-37, 39; F8-37, 39; F4- 37, 39	Other attachment points (Ligature): TV cabinet hinge and lock	Provide ligature-resistant devices or covers Remove attachment points Direct observation of group	M	 
BH Group Room	BH Common Area	F6- E3 7, 39; F2- F36, 37; F1-37, 39; F5-37, 39; F8-37, 39; F4- 37, 39	Pictures, artwork, boards, wall mounted (Ligature, Harm): White boards	Secure flush to wall with tamper-resistant screws Unbreakable glass or acrylic Direct observation of group	M	
BH Bathroom, Corridor	BH Dedicated Space	F6- Men's bathroom	Other attachment points (Ligature): Hand dryer outlet electrical outlet, conduit, and screws	Provide ligature-resistant devices or covers Remove attachment points One-to-one observation	H	 
BH Patient Room	BH Dedicated Space	F6-2-26; F2- 2-21 Rooms	Window, knobs (Harm)	Remove knobs One-to-one observation	H	
BH Patient Room	BH Dedicated Space	F6-24; F2- 29; F4-13	Bed, hospital, or open side rails (Ligature)	Use hospital beds only if medically necessary Provide solid headboard, footboard, and side rails Provide covers for headboard, footboard, and side rails One-to-one observation	H	 









Space	Classification	Room	Observed Potential Suicide Risk	Potential Mitigation Activities	Risk	
BH Patient Room	BH Dedicated Space	F6-6, 17, 26; Rooms	Door handle, Loose (Ligature): Door strike plate loose: F6- 17 and F2 and F6- Showers, F2- Group room F39	Replace with ligature-resistant door handle One-to-one observation	H	 
BH Counseling Room	BH Common Area	F6; F2 Interview rooms	Cabinets, handles (Ligature)	One-to-one observation	M	
BH Conference Room	BH Common Area	F6; F2 Interview rooms	Hinges, top cap missing (Ligature)	Replace with continuous hinges Direct observation of group	M	
BH Conference Room	BH Common Area	F6; F2 Interview rooms	Pictures, artwork, boards, wall mounted (Ligature, Harm): White boards	Secure flush to wall with tamper-resistant screws Unbreakable glass or acrylic Direct observation of group	M	
BH Patient Bathroom	BH Dedicated Space	F6; F2- Room 1	Sink, shape (Ligature)	Replace with ligature-resistant sink	H	
BH Shower, Corridor	BH Dedicated Space	F6; F2; F1 Showers	Door closer, exposed (Ligature): Also door lock	Remove door closer One-to-one observation	H	 
BH Exam Room	BH Common Area	F7- 0C61b; F3- 0C58	Cabinets, hinges (Ligature)	One-to-one observation	H	
BH Exam Room	BH Common Area	F7- 0C61b; F3- 0C58	Dispenser, paper towel, breakable (Harm)	One-to-one observation	M	
BH Exam Room	BH Common Area	F7- 0C61b; F3- 0C58	Door closer, exposed (Ligature)	One-to-one observation	H	
BH Exam Room	BH Common Area	F7- 0C61b; F3- 0C58	Door handle, standard (Ligature)	One-to-one observation	H	
BH Exam Room	BH Common Area	F7- 0C61b; F3- 0C58	Faucet, standard (Ligature)	One-to-one observation	H	
BH Exam Room	BH Common Area	F7- 0C61b; F3- 0C58	Medical equipment (Ligature): Scale Portable BP Otoscope BP wall unit View box Exam table	Remove equipment not medically necessary Cover medical equipment One-to-one observation	H	 

Space	Classification	Room	Observed Potential Suicide Risk	Potential Mitigation Activities	Risk	
BH Exam Room	BH Common Area	F7- 0C61b; F3- 0C58	Other attachment points (Ligature): Door and wall magnetic door hold opens 0C58 electrical outlet not hospital grade	Remove attachment points as feasible One-to-one observation	H	 
BH Exam Room	BH Common Area	F7- 0C61b; F3- 0C58	Oxygen cylinder (Harm)	Remove cylinder if not medically necessary One-to-one observation	H	
BH Exam Room	BH Common Area	F7- 0C61b; F3- 0C58	Screws, non-tamper-resistant (Ligature, Harm)	One-to-one observation	H	
BH Exam Room	BH Common Area	F7- 0C61b; F3- 0C58	Sharps container (Ligature, Harm, Contraband) Wall mounted hook holding sled	Remove sharps container One-to-one observation	H	
BH Exam Room	BH Common Area	F7- 0C61b; F3- 0C58	Shelves, wall mounted and floor, and metal racks (Ligature)	Remove wall mounted shelves One-to-one observation	H	
BH Exam Room	BH Common Area	F7- 0C61b; F3- 0C58	Sink, exposed plumbing (Ligature)	Cover exposed plumbing One-to-one observation	H	
BH Seclusion Room	BH Dedicated Space	F7- D056; F3- DC56	Bed, BH, with attachment points for restraints (Ligature)	Remove the restraint attachment points, if not in use One-to-one observation	H	
BH Seclusion Room Bathroom	BH Dedicated Space	F7- D056; F3- DC56	Grab bars, open (Ligature) Are not ligature proof and too short	Replace with ligature-resistant grab bars One-to-one observation	H	
BH Seclusion Room	BH Dedicated Space	F7- D056; F3- DC56; F4 Observation	Furniture, moveable (Barricade): Locked down with chain and lock	Replace with heavy furniture Bolt furniture to floor One-to-one observation	H	
BH Seclusion Room Bathroom	BH Dedicated Space	F7- D056; F3- DC56; F4- Observation	Faucet, still ligature risk (Ligature)	Replace with ligature-resistant faucet One-to-one observation	H	
BH Seclusion Room Bathroom	BH Dedicated Space	F7- D056; F3- DC56; F8; F5; F4	Other attachment points (Ligature) Access panel Door stop	Provide ligature-resistant devices or covers Remove attachment points One-to-one observation	H	 
BH Conference Room	BH Common Area	F7- D059; F3- DC59	Cabinets, handles (Ligature)	Replace with ligature-resistant cabinet handles Direct observation of group	M	
BH Conference Room	BH Common Area	F7- D059; F3- DC59	Other attachment points (Ligature): Door hinge caps missing Door stop	Provide ligature-resistant devices or covers Remove attachment points Direct observation of group	M	 

Space	Classification	Room	Observed Potential Suicide Risk	Potential Mitigation Activities	Risk	
BH Conference Room	BH Common Area	F7- D059; F3- DC59	Pictures, artwork, boards, wall mounted (Ligature, Harm) White boards	Secure flush to wall with tamper-resistant screws Unbreakable glass or acrylic Direct observation of group	M	
BH Patient Room	BH Dedicated Space	F7- DO 42, 43; F3- DC 22, 26, 37, 42, 50, 51, 52, 49, 48	Door handle, Loose (Ligature) Door strike plate loose (F3- DC 42, 43, 49) Door key lock loose (F3- DC 34)	Replace with ligature-resistant door handle One-to-one observation	H	 
BH Patient Room	BH Dedicated Space	F7- DO13, 14, 16, 17, 22 -52; F3DC- 13, 14, 16, 17, 22-52	Drawers, bed removable (Ligature, Harm)	Remove drawers Provide furniture with open shelves One-to-one observation	H	
BH Patient Room	BH Dedicated Space	F7- DO13, 14, 16, 17, 22 -52; F3DC- 13, 14, 16, 17, 22-52	Hinges, door hinges still at risk (Ligature)	Replace with continuous hinges One-to-one observation	H	
BH Patient Room	BH Dedicated Space	F7- DO13, 14, 16, 17, 22 -52; F3DC- 13, 14, 16, 17, 22-52	Other attachment points (Ligature): Clothes locker Window knobs	Provide ligature-resistant devices or covers Remove attachment points One-to-one observation	H	 
BH Patient Room	BH Dedicated Space	F7- DO13, 14, 16, 17, 22 -52; F3DC- 13, 14, 16, 17, 22-52	Other attachment points (Ligature):	Provide ligature-resistant devices or covers Remove attachment points One-to-one observation	H	 
BH Patient Room	BH Dedicated Space	F7- DO33, 34, 42, 43; F3- DC33, 34, 42, 43	Other attachment points (Ligature): Sink Toilet Grab bars gaps Mirror not flush Light fixture gap	Provide ligature-resistant devices or covers Remove attachment points One-to-one observation	H	 
BH Group Room	BH Common Area	F7- DO37	Door handle, loose (Ligature)	Replace with ligature-resistant door handle Direct observation of group	M	
BH Group Room	BH Common Area	F7- DO37, 39; F3- DC37, 39	Lamp, breakable (Harm) Canned Lights	Provide tamper-resistant lamp Direct observation of group	M	
BH Recreation, Outdoor	BH Common Area	F7- Patio; F3- Patio	Conduit, exposed (Ligature)	Enclose conduit Mount conduit flush to wall Direct observation of group	H	
BH Recreation, Outdoor	BH Common Area	F7- Patio; F3- Patio	Other attachment points (Ligature): Window bars Sprinkler eschusion	Provide ligature-resistant devices or covers Remove attachment points Direct observation of group	H	 

Space	Classification	Room	Observed Potential Suicide Risk	Potential Mitigation Activities	Risk	
BH Recreation, Outdoor	BH Common Area	F7- Patio; F3- Patio	Other attachment points (Ligature): Metal door overhang F7 door from Room DO39 to patio hinge coming out	Provide ligature-resistant devices or covers Remove attachment points Direct observation of group	H	 
BH Group Room	BH Common Area	F7- Patio; F3- Patio	Other attachment points (Ligature): TV door hinge and rubber bumper F7- DC39: TV Electrical outlet and conduit	Provide ligature-resistant devices or covers Remove attachment points Direct observation of group	M	 
BH Group Room	BH Common Area	F7- Patio; F3- Patio	Pictures, artwork, boards, wall mounted (Ligature, Harm) White boards	Secure flush to wall with tamper-resistant screws Unbreakable glass or acrylic Direct observation of group	M	
BH Patient Room	BH Dedicated Space	F7-1; F3- DC33	Bed, BH, with attachment points for restraints (Ligature)	Remove the restraint attachment points One-to-one observation	H	
BH Bathroom, Corridor	BH Dedicated Space	F7; F3 Women's	Faucet (Ligature)	Replace with ligature-resistant faucet One-to-one observation	H	
BH Bathroom, Corridor	BH Dedicated Space	F7; F3 Women's toilet	Grab bars, gaps (Ligature)	Replace with ligature-resistant grab bars One-to-one observation	H	
BH Bathroom, Corridor	BH Dedicated Space	F7; F3 Women's Toilet	Other attachment points (Ligature): Seat cover dispenser Access panel Hand dryer gap	Provide ligature-resistant devices or covers Remove attachment points One-to-one observation	H	 
BH Bathroom, Corridor	BH Dedicated Space	F7; F3 Women's toilet	Other attachment points (Ligature/harm): Large wall mounted mirror Stall door hinges	Provide ligature-resistant devices or covers Remove attachment points One-to-one observation	H	 
BH Bathroom, Corridor	BH Dedicated Space	F7; F3; F6; F2 Men's toilet	Door closer, exposed (Ligature)	Remove door closer One-to-one observation	H	
BH Bathroom, Corridor	BH Dedicated Space	F7; F3; F6; F2 Men's toilet	Other attachment points (Ligature): Stall Door hinges Stall latching	Provide ligature-resistant devices or covers Remove attachment points One-to-one observation	H	 
BH Recreation, Outdoor	BH Common Area	F7; F3; F6; F2 Patio	Lamp, breakable (Harm) Canned lights	Provide tamper-resistant lamp Direct observation of group	H	
BH Recreation, Outdoor	BH Common Area	F7; F3; F6; F2 Patio	Other attachment points (Ligature): Window bars Metal strip over door	Provide ligature-resistant devices or covers Remove attachment points Direct observation of group	H	 

Space	Classification	Room	Observed Potential Suicide Risk	Potential Mitigation Activities	Risk	
BH Recreation, Outdoor	BH Common Area	F7; F3; F6; F2; F1; F5, F8, F4 Patio	Conduit, exposed (Ligature)	Enclose conduit Mount conduit flush to wall Direct observation of group	H	
BH Shower, Corridor	BH Dedicated Space	F7; F3; F6; F2; F1; F5, F8, F4 Shower	Other attachment points (Ligature): Faucet Paper towel	Provide ligature-resistant devices or covers Remove attachment points One-to-one observation	H	 
BH Corridor	BH Common Area	F8 Corridor	Other attachment points (Ligature) Washer water connections are covered with plastic cover but holes present ligature risk Wood cabinet hinges	Provide ligature-resistant devices or covers Remove attachment points Direct observation of group	H	 
BH Patient Room	BH Dedicated Space	F8- 14, 13; F4-5, 13	Other attachment points (Ligature): CPAP hinges	Provide ligature-resistant devices or covers Remove attachment points One-to-one observation	H	
BH Patient Room	BH Dedicated Space	F8- 23, 18, 14, 13, 8; F4-20, 19	Bed, hospital, or open side rails (Ligature)	Use hospital beds only if medically necessary Provide solid headboard, footboard, and side rails provide covers for headboard, footboard, and side rails One-to-one observation	H	 
BH Patient Room	BH Dedicated Space	F8- 27; F4-27	Shelves, wall mounted (Ligature)	Remove wall mounted shelves One-to-one observation	H	
BH Bathroom, Corridor	BH Dedicated Space	F8; F4	Mirror (Harm)	Replace with unbreakable mirror One-to-one observation	H	
BH Exam Room	BH Common Area	F8; F5; F4	Ceiling, lay-in (Ligature, Contraband)	One-to-one observation	H	
BH Exam Room	BH Common Area	F8; F5; F4	Other attachment points (Ligature): Medical equipment: otoscope/BP, Viewer, Lamp, Cart, Scale, Portable BP unit O2 rack and chain Conduit Cabinet hinges and handles Faucet standard Sink piping exposed Paper towel dispenser Wall mounted glove racks Door closure exposed Door handle and hinges standard	Remove attachment points as feasible One-to-one observation	H	 

Space	Classification	Room	Observed Potential Suicide Risk	Potential Mitigation Activities	Risk	
BH Patient Bathroom	BH Dedicated Space	Showers, all	Drain cover, possible ligature (Contraband/harm)	Secure drain cover with tamper-resistant screws One-to-one observation	H	
BH Patient Bathroom	BH Dedicated Space	Showers, all	Lamp, breakable (Harm)	Provide tamper-resistant lamp One-to-one observation	H	
BH Patient Bathroom	BH Dedicated Space	Showers, all	Other attachment points (Ligature): Access panel Door lock	Provide ligature-resistant devices or covers Remove attachment points One-to-one observation	H	 
BH Patient Bathroom	BH Dedicated Space	Showers, all	Shower control (Ligature)	Replace with ligature-resistant shower control One-to-one observation	H	
BH Tub Room, Corridor	BH Dedicated Space	Tub Rooms, all	Electrical outlets, non-tamper-resistant (Harm)	Provide tamper-resistant electrical outlets One-to-one observation	H	
BH Tub Room, Corridor	BH Dedicated Space	Tub Rooms, all	Other attachment points (Ligature): Faucets fixtures standard Paper towel dispenser Mirror not flush Tub/shower water controls Equipment stored in room Wall metal holder Room being used for storage and not in use	Provide ligature-resistant devices or covers Remove attachment points One-to-one observation	H	 

Risk	High	7	# Findings: 57 8	# Findings: 56 9
	Medium	4	# Findings: 20 5	6
	Low	1	# Findings: 1 2	3
		General/ Acute Care	BH Common Area	BH Dedicated Space
		CLASSIFICATION		

BEHAVIORAL HEALTH SUICIDE RISK MATRIX EXPLANATION

We have modified The Joint Commission’s SAFER Matrix to reflect suicide risk by plotting the likelihood of harm (H=high, M=medium, L=low) on the Y axis against the type of setting on the X axis. The setting itself may determine the likelihood of harm of some risks. The number of findings in a particular box in the matrix is represented by the number in the upper right corner of the box.

All suicide risks would be scored by The Joint Commission at EC.02.06.01 EP 1.

Types of settings are as follows:

Behavioral Health Dedicated Space: This is the highest risk space in areas dedicated to behavioral health, whether in an inpatient unit or dedicated space in an emergency department. Dedicated space includes patient rooms and corridors. Patients in these areas may not always have direct supervision. All risks in these areas are expected to be removed or mitigated with one-to-one observation.

Behavioral Health Common Areas: These are areas within dedicated behavioral health units in which patients are not without supervision, such as dining areas, group rooms, day rooms, etc. Risks in these areas are to be documented and removed or mitigated as feasible.

General/Acute Care Areas: These are areas of the organization that are typically used by the non-behavioral health population, such as a general medical/surgical unit, intensive care unit, or a typical emergency department treatment room or bay. Risks in these areas are to be identified and those risks that are removable must be documented and removed when the space is occupied by a behavioral health patient. All remaining risks are to be mitigated by one-to-one observation.

NOTE: In outpatient behavioral health settings, patients are expected to be screened as to the appropriateness of the setting, therefore suicide risks are not scored in these settings.

Thank You!

General Recommendations

Note 1: This assessment is only for the foot print of the building and does not include the exterior or any attachment to the exterior of the building. The grounds and any structure on the grounds are also not included.

Note 2: S-3 is under remodel. This assessment was done on what was completed at the time of the assessment.

Note 3: This assessment is to identify, at the organization's request, as many ligature and self harm points in areas where the patient has access, whether they are observed, accompanied, or unaccompanied. The organization will then determine their own risk for these areas.

Note 4: All elevator vestibules that patients access have in common: door bell, fire alarm and conduit, sprinkler head, some have a wall mounted phone with cord, door handle, and exposed door closure and hinges.

Note 5: All TV consoles have the same issues with the door hinges, door latch and lock, and strip across the top of the door.

Note 6: All patient rooms have the same issues with the clothes locker: long front panel, shelves have gaps, lower smaller shelf can be removed and used as a weapon as can the lower cabinet door, shelf brackets have gaps, top angle piece of locker is not flush to the wall, built in desk mounting brackets have gaps.

Note 7: Due to so many similar findings, the pictures attached may not be the exact picture, but due to similarities represent the findings in kind.

Note 8: The following rooms have been in use: F2 rooms 22-27; F8-19.

Thank you for partnering with RPA and MSL Healthcare. Please contact me if you have any questions.



Troy Martin
tmartin@mslhealthcare.com