

**CLOSING THE  
ALCOHOL  
& DRUG  
TREATMENT  
GAP**

# **On Drugs, Crime & Dollars**



Presented to

**The Committee  
on Public Defense**

Dennis Braddock, Secretary  
Washington State Department of  
Social and Health Services

NOVEMBER 23, 2004

AGENDA 2005

## Drugs, Crime & Dollars

CLOSING THE TREATMENT GAP

### Our topic today . . .

#### Costs

- ▶ The financial burden of substance abuse on our criminal justice and medical systems

#### Crime

- ▶ Measures of criminal activity among the substance abusing population

#### Treatment effects

- ▶ Savings we can associate with drug and alcohol treatment

. . . and strategies underway



WASHINGTON STATE  
Department of Social and  
Health Services

Office of the Secretary

# We know . . . The bill keeps going up


AGENDA 2005

## Drugs, Crime & Dollars

CLOSING THE TREATMENT GAP

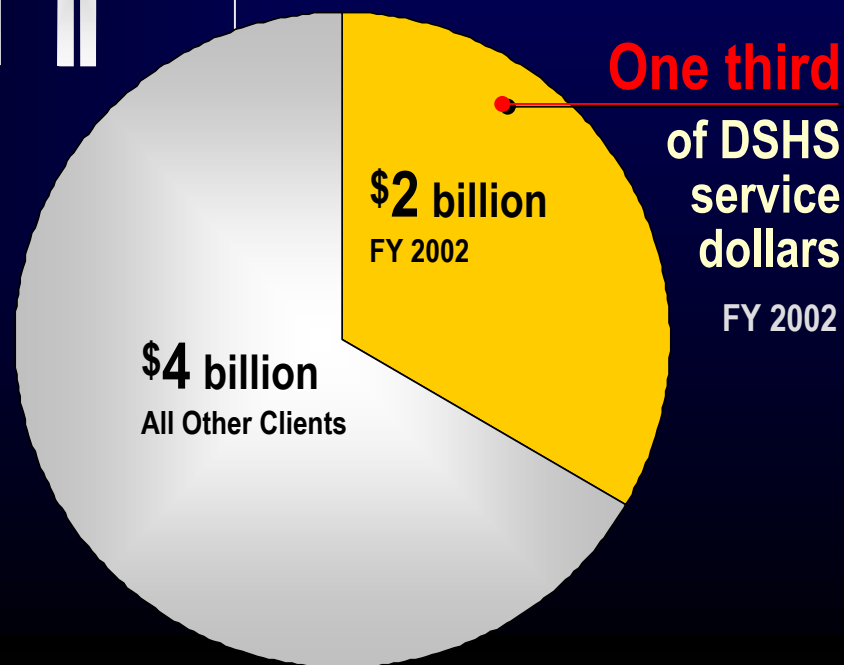
### Working Age Disabled

10 percent  
of our clients



▲ The 144,000 working-age disabled represent 10 percent of our clients, but they account for a third of our budget

- ▲ Clients age 18 to 64
- ▲ Disabled Medicaid and General Assistance clients
- ▲ Excludes children, elderly, non-disabled adults




WASHINGTON STATE  
Department of Social and  
Health Services

Office of the Secretary

# We know . . . The bill keeps going up

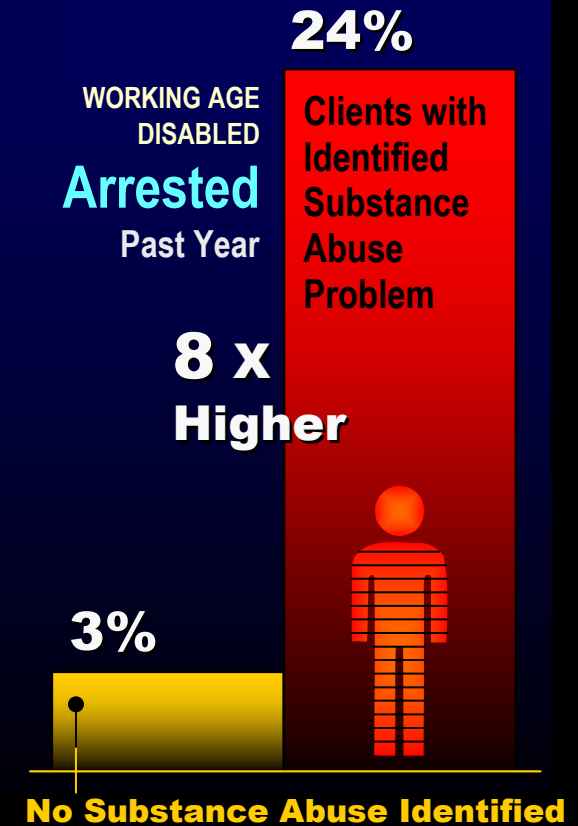
## Substance Abuse Problems



**1 in 5** working age disabled clients – 28,000 people – have a substance abuse problem indicated by:

- ▲ Diagnosis of substance abuse, dependence, or psychosis in medical claims
- ▲ Drug-related arrest
- ▲ Received services from the Division of Alcohol and Substance Abuse

▲ Substance abusing clients have **alarming arrest rates**



AGENDA 2005

# Drugs, Crime & Dollars

CLOSING THE TREATMENT GAP

## We know . . . The bill keeps going up

### Substance Abusing Clients

Past year arrests  
= **11,000**

Number of  
arrests in  
FY 02

Tip of the  
**ICEBERG**

Ten-year arrests  
= **90,000**

Number of arrests FY 1993-2002



▲ Substance abusing clients have **alarming arrest rates**

**24%**

WORKING AGE  
DISABLED

**Arrested**


Past Year

Clients with  
Identified  
Substance  
Abuse  
Problem

**8 x  
Higher**

**3%**

**No Substance Abuse Identified**



AGENDA 2005

Drugs, Crime & Dollars

CLOSING THE TREATMENT GAP

We know . . . The bill keeps going up

Substance Abusing Clients

Past year arrests = **11,000**

Number of arrests in FY 02

Tip of the ICEBERG

Ten-year arrests = **90,000**

Number of arrests FY 1993-2002



▲ Substance abusing clients have **alarming arrest rates**

THE CRIMES

Drug related	26%
Theft, burglary, robbery, fraud	15%
Assault, harassment	12%
Parole, contempt, related	10%
Driving, vehicle license, related	9%
Trespass, mischief, conduct	6%
Domestic violence, support order	4%
Sex	2%
Weapons	1%
Other	15%

# Drugs, Crime & Dollars

CLOSING THE TREATMENT GAP

## We know . . . The bill keeps going up



Every year the arrested individuals add an estimated \$84 million in criminal justice and victim costs



### Criminal Justice costs include:

- Police, sheriff
  - Local jail
- Courts, prosecution
  - Corrections
- Community supervision

### Victim costs include:

- Monetary costs
- Quality of life



WASHINGTON STATE  
Department of Social and  
Health Services

Office of the Secretary

SOURCE: Washington State Institute for Public Policy arrest cost model. The \$84 million is the estimate of the costs of crimes resulting in an arrest by DSHS working age disabled clients with AOD problems in FY 2002. Client arrest data from the Washington State Patrol arrest database.

**AGENDA 2005**  
**Drugs, Crime & Dollars**

CLOSING THE TREATMENT GAP

The Seattle Times Company

NWclassifieds | NWsource | seattletimes.com



50°F

5-day forecast

**The Seattle Times**



MONDAY October 11, 2004

Home delivery  
 Contact us  
 Archive

Your account Today's news index Weather Traf

... **131 trips**  
 to the hospital emergency room  
 last year...

**Taxpayers footing bill for excessive use of ERs**

By **Kyuno M. Sono**

**THE SPOKESMAN-REVIEW.COM**

Current Weather: Freezing Fog, 31

Tuesday, October 26, 2004

**Drug abusers abusing ERs**

**Carla K. Johnson**  
 Staff writer

They float from emergency room to emergency room to get narcotics such as Darvon, Oxycontin and Vicodin. And taxpayers pay the bill. The Medicaid clients who are the heaviest users of emergency rooms typically are mentally ill, substance abusers or both, a recent Washington state report shows.

Their cost to the system is less than 1 percent of the \$8 billion annual budget for Washington state Medicaid. They are part of a program for the poor. But they represent **mentally ill, substance abusers or both**, state officials say.

First, the problem: State analysts looked at the top 198 Medicaid users of emergency rooms in Washington. Each of these "frequent fliers" visited ERs more than 30 times in fiscal year 2002. Ninety-nine percent of them took home prescriptions for pain pills. The average number of prescriptions over the year was 42 per client.

... **Darvon, Oxycontin, and Vicodin.**

1 trips to the hospital emergency room average.

ne and migraines.

s: more than \$21,000. And that doesn't



BETTY UDESEN / THE SEATTLE TIMES

Nurse Practitioner Janet Stein said "any patient does better when they're known and cared about."



# Where we're paying the cost now . . .

## The Treatment Effect on Risk of Death

**BASELINE = Risk of death** for clients who need but **do not receive** substance abuse treatment

- Controlled for:
- Age
  - Gender
  - Race/ethnicity
  - Baseline health

**Risk of death is 57% lower** for persons in need who receive treatment

– **57%**



# Drugs, Crime & Dollars

CLOSING THE TREATMENT GAP

## Where we're paying the cost now . . .

### Crime in Our Communities

**Treatment . . .** Reduces the risk of an **arrest** by

**- 16%**



**Treatment . . .** Reduces the risk of a **felony conviction** by

**- 34%**



INCLUDES persons who were SSI eligible at least one month between July 1997 and December 2001, and who had a record of an arrest or a conviction in the two years prior to the beginning of the follow-up period. EXCLUDES clients who died before the end of the 12-month follow-up for arrests or the 18-month follow-up for convictions. SOURCE = SSI Cost Offset Project database (RDA). TOTAL CLIENTS = 8,213.

**AGENDA 2005**

**Drugs, Crime & Dollars**

CLOSING THE TREATMENT GAP

**The Math**

GROSS OFFSET = \$414  
 CD Treatment Cost = \$162  
**NET OFFSET = \$252**  
 Per Person Per Month

**Where we're paying the cost now . . .**

**Emergency Room Costs**

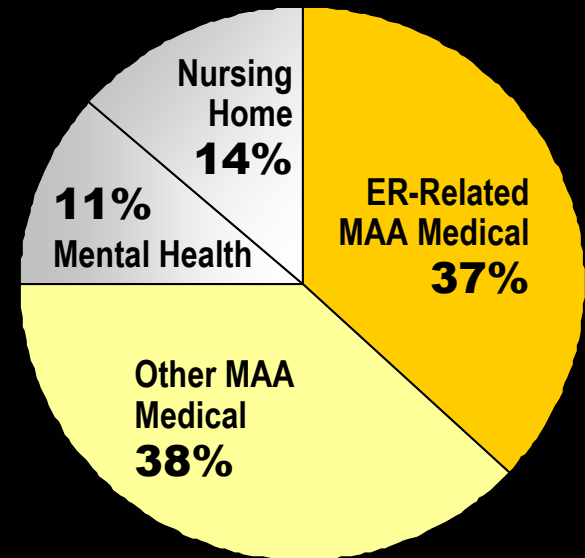
**Treatment Effect**

Per Person Per Month



**And . . .** there's more to be saved in other parts of the DSHS budget

Gross Offset = **\$414**  
 Per Person Per Month



WASHINGTON STATE  
 Department of Social and  
 Health Services

Office of the Secretary

## Promising strategies . . .

### **Closing the Treatment Gap**

- ▶ Aimed at reducing the burden of substance abuse on our criminal justice, medical and family systems

### **Medicaid Integration Partnership**

- ▶ Pilot project designed to integrate services for aged, blind, disabled clients (Snohomish County)

### **WASBIRT**

- ▶ Washington Screening, Brief Intervention, Referral and Treatment
- ▶ Working in local hospital emergency rooms to identify persons with substance abuse problems

