



DSHS | Social and Health Service Clients

Number 11.136.000 | A look at client participation using DSHS' Client Services Database

Clients Served by DSHS as a Percent of the State Population

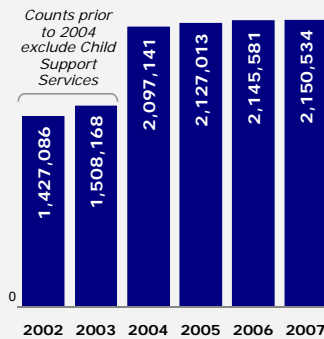
2,150,534 of 6,480,000 TOTAL, SFY 07



2007 Client Participation

The Department of Social and Health Services is Washington's umbrella agency for people who turn for help in times of need. Annually more than 2.1 million people—one-third of the state's residents—receive services through DSHS. **2,150,534 clients** received services through DSHS during state fiscal year 2007.

DSHS Client Trend

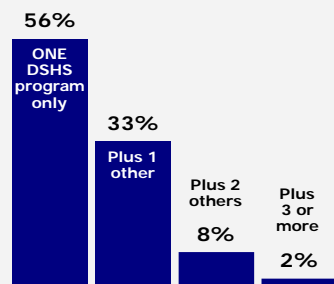


Food and Shelter for Vulnerable Adults (ADSA|AAS)

Through the DSHS Aging and Disability Services Administration, the elderly and disabled people over age 17 receive a menu of services that helps them remain in their own homes and community when possible. Clients are assisted with self-care, nutritional meals and medication management. Vulnerable adults seek services through field offices across the state and at local community service agencies. Homes—adult family homes, boarding homes and nursing homes—are licensed, inspected and monitored for safety and resident well-being. **67,294 clients**

Many Clients are Shared

Percent using more than one DSHS program in SFY 2007. . .



Solutions for Children and Families (CA)

Families learn to develop strong and healthy ties with support from DSHS and its community-based and private organization partnerships. Workers investigate allegations of child abuse and neglect and work to preserve families, but if necessary for the safety of children, work with family members, the court system, law enforcement and other community members to choose temporary, out-of-home placements. These partnerships assist foster families, provide adoption services and provide family-focused services so parents and caregivers can overcome substance abuse and improve parenting skills. The Children's Administration licenses and inspects foster homes. **202,774 clients**

Help for Substance Abuse and Problem Gambling (HRSA|DASA)

Adults and youth have access to prevention services and treatment services for alcohol and other drug use, and problem gambling through the Division of Alcohol and Substance Abuse. State-funded treatment and aftercare services are available for those who qualify. The division contracts with counties, tribes and service agencies to serve youth and adults who are unable to fully pay treatment costs. **70,847 clients**

CONTACTS

DSHS MEDIA CONTACT
Thomas Shapley, 360.902.8007
shapltr@dshs.wa.gov

RDA CONTACT (CSDB)
Liz Kohlenberg, 360.902.0707
kohleer@dshs.wa.gov

BUDGET CONTACT
Dan Winkley, 360.902.8179
winkldp@dshs.wa.gov

www1.dshs.wa.gov/rda/

Number of Clients Receiving Major DSHS Services

SFY 2007

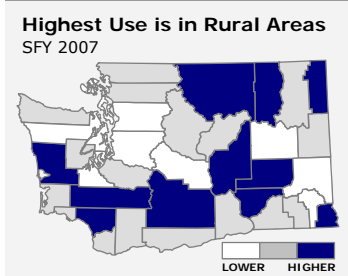
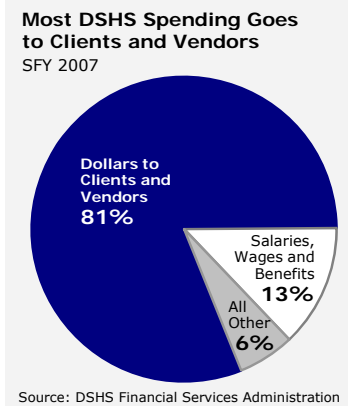
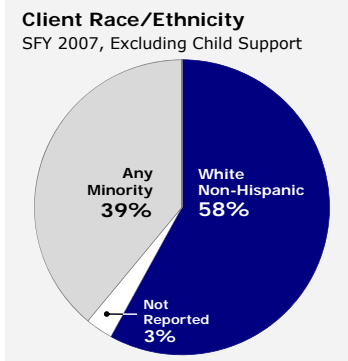
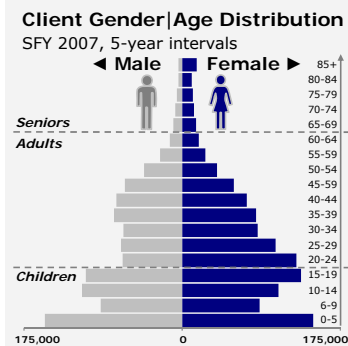
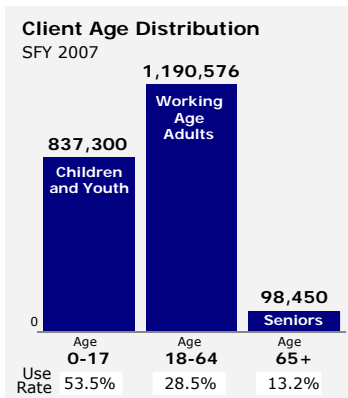
Total Clients = 2,150,534

DSHS Client Services Database (CSDB)

NOTE: Since many clients receive more than one service, the sum of the categories shown at right will exceed the total number of clients served by the program.

Economic Services (ESA)	1,573,399
Medical Assistance (HRSA MA)	1,279,073
202,774 Children's Administration (CA)	
125,108 Mental Health Division (HRSA MHD)	
70,847 Alcohol and Substance Abuse (HRSA DASA)	
67,294 Aging and Adult Services (ADSA AAS)	
39,423 Developmental Disabilities (ADSA DDD)	
28,028 Vocational Rehabilitation (DVR)	
3,526 Juvenile Rehabilitation (JRA)	

NOTE: CSDB identifies service use information and expenditures specific to each DSHS client. Costs that cannot be assigned to individual clients are not included—such as facilities, licensing, admin, outreach, prevention, fraud investigation, community block grants, and cost recoveries.



Care for People with Developmental Disabilities (ADSA|DDD)
 People with disabilities resulting from mental retardation, epilepsy, cerebral palsy, autism or similar neurological conditions that originated before adulthood can receive support services and work and social opportunities through the Division of Developmental Disabilities. Children under age 6 may receive services if they have Down Syndrome or other types of developmental delays. **39,423 clients**

A Means to Economic Independence (ESA)
 Through the Economic Services Administration, low-income families and individuals receive services and aid that help them meet their basic needs and achieve economic independence. This help includes cash, food and medical assistance, work-focused services, child care, and social services. ESA also ensures parents provide financial and medical support to their children through child support enforcement. **1,573,399 clients**

Rehabilitation for Juveniles (JRA)
 Some adjudicated youth are sentenced to time in a Juvenile Rehabilitation Administration facility. The majority receive intervention and treatment for two or more disorders: mental health, chemical dependency, cognitive impairment, sexual offending/misconduct and medical fragility. Virtually all JRA youth spend a period of time on parole when released from residential care. Parole ranges from 20 weeks (low through medium risk youth), to 6 months (highest risk youth), and 24 to 36 months (some sex offenders). About 600 youth and families receive parole services on any given day. Specialized treatment services are also provided as necessary. **3,526 clients**

Access to Medical Care (HRSA|MA)
 Low-income clients can receive essential medical care through three major programs—Medicaid, Apple Health for Kids, and Medical Care Services. These programs are administered by the Health and Recovery Services Administration. Medicaid and Apple Health for Kids account for about 97 percent of HRSA’s medical expenses. **1,279,073 clients**

Treatment for Mental Illness (HRSA|MHD)
 Adults and children with significant mental illnesses can receive care and treatment through the Mental Health Division. Community based services are primarily delivered through contracts with Regional Support Networks. The networks coordinate mental health services offered within their service area and contract with community mental health agencies for local services. In addition, some services are contracted directly between the state and local providers. The state also directly operates three psychiatric hospitals, two for adults and one for children. **125,108 clients**

Jobs for Rehabilitated Clients (DVR)
 Vocational assistance and job support are available for people who want to work, but have difficulty with employment due to a physical, sensory, cognitive, or mental disability. Clients are engaged in identifying vocational strengths and understanding the steps that lead to employment. **28,028 clients**