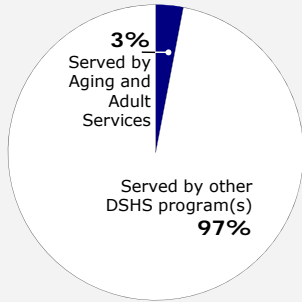




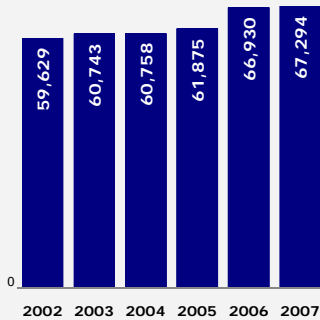
# DSHS | Aging and Adult Service Clients (ADSA)

Number 11.136.050 | A look at client participation using DSHS' Client Services Database

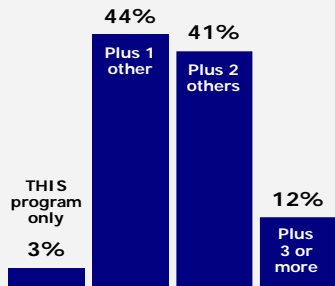
**Clients Served by this Program as a Percent of All DSHS**  
67,294 of 2,150,603 TOTAL, SFY 2007



**Aging and Adult Services Client Trend**



**Clients Need Many Services**  
Percent using this program in SFY 2007. . .



**CONTACTS**

**PROGRAM CONTACT**  
James Kettel, 360.725.2586  
[kettejh@dshs.wa.gov](mailto:kettejh@dshs.wa.gov)

**RDA CONTACT (CSDB)**  
Maija Sandberg, 360.902.0749  
[sandbmt@dshs.wa.gov](mailto:sandbmt@dshs.wa.gov)

**BUDGET CONTACT**  
Melissa Clarey, 360.902.7831  
[claremm@dshs.wa.gov](mailto:claremm@dshs.wa.gov)

[www1.dshs.wa.gov/rda/](http://www1.dshs.wa.gov/rda/)

## 2007 Client Participation

**AGING AND ADULT SERVICES (AAS).** Home and Community Services (HCS) and Residential Care Services (RCS) fall within the Aging and Disability Services Administration (ADSA) and serve frail elderly persons, as well as functionally disabled people over 17 years of age. The divisions provide assistance with activities of daily living such as housework, shopping, money management, and life functions such as self-care, eating, and medication management. Components of the long-term care system include community services provided through HCS and RCS field service offices, community services provided through Area Agencies on Aging, and nursing home quality assurance, regulation, and funding. In State Fiscal Year (SFY) 2007, **67,294 clients** received the services described below from Aging and Adult Services. The average cost per client was **\$17,790**.

**ADULT FAMILY HOMES**

Adult Family Homes (AFH) are small group care residential settings licensed to care for up to 6 adults who cannot live alone but do not need 24-hour skilled nursing supervision. AFH residents are not related to the provider, and AFHs encourage maximum resident independence and involvement. They provide a range of daily activities tailored to resident preferences: room, board, laundry, supervision, assistance with activities of daily living, and personal care. Some provide nursing, other special care, or transportation. *5,696 clients, average client cost = \$10,897*

**ADULT RESIDENTIAL CARE**

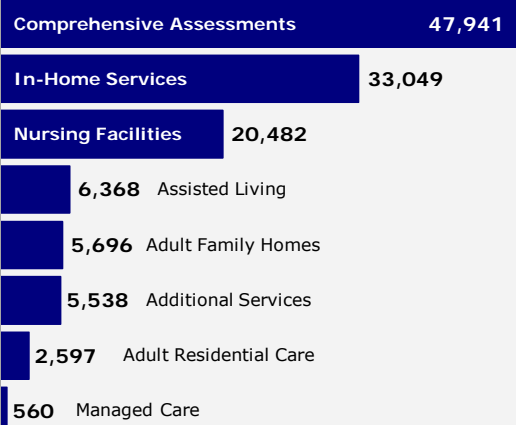
Licensed boarding facilities for disabled adults offer 24-hour supervision in a Boarding Home in a community setting. The home provides housing, meal services and assumes general responsibility for the safety and well-being of the residents and helps with: planning medical care, managing medications, and handling of financial matters when necessary. Services also include assistance with activities of daily living. Residents may need/receive limited supervision. Boarding Homes allow residents to live an independent lifestyle in a community and can vary in size and ownership from a family operated 7-bed facility to a 150-bed facility operated by a national corporation. Some specialize in serving people with mental health problems, developmental disabilities, or dementia. Enhanced Adult Residential Care provides help with medication administration and personal care. No more than two people share a room and intermittent nursing care must be provided. *2,597 clients, average client cost = \$9,284*

**Number of Clients Receiving an AAS Service**

SFY 2007

Total Clients = 67,294

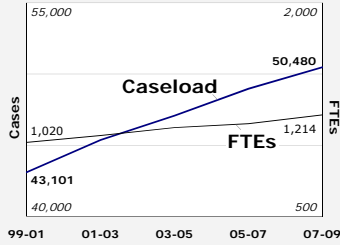
*DSHS Client Services Database (CSDB)*



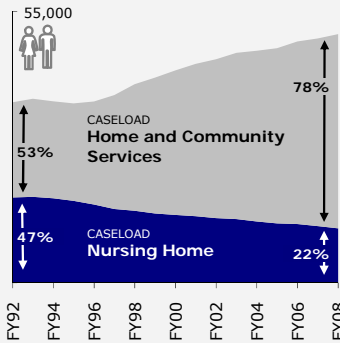
**NOTE:** Since most clients receive more than one service, the sum of the categories shown at right will exceed the total number of clients served by the program.

**NOTE:** CSDB identifies service use information and expenditures specific to each DSHS client. Costs that cannot be assigned to individual clients are not included—such as facilities, licensing, admin, outreach, prevention, fraud investigation, community block grants, and cost recoveries.

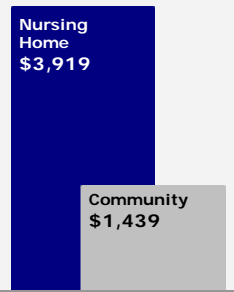
**Comparing FTEs and Caseload**  
1999-01 to 2007-09 Biennium



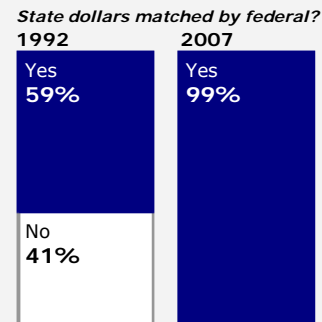
**Toward Community Care**



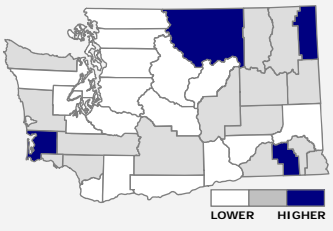
**Comparing Costs**  
SFY 2008 Per client per month



**Maximizing Federal Dollars**



**County Use Rate**  
Served as a Percent of Total Adult Population, SFY 2007



**ASSISTED LIVING**

Includes services provided in licensed boarding facilities for adults requiring assistance with self-care tasks but who otherwise can remain in a community residential setting. Assisted Living facilities are boarding homes emphasizing privacy, independence, and personal choice—generally private apartments with a private living unit, private bathroom and intermittent nursing services plus assistance with medication administration and personal care. Services are available 24 hours a day and include limited nursing care, assistance with activities of daily living, limited supervision, and housekeeping. Clients pay a participation fee (non-exempt income above Medically Needy Income Level) and Aging and Adult Services pays the remainder through a COPES or Medically Needy Residential Waiver. *6,368 clients, average client cost = \$9,594*

**COMPREHENSIVE ASSESSMENTS**

Initial and periodic assessments of need are conducted by case managers. Individual clients are interviewed, usually in their home, for initial, annual, significant change, and brief assessments. Respite needs are also assessed. *47,941 clients, average client cost = \$1,307*

**IN-HOME SERVICES**

Includes Chore and Personal Care services delivered in the client's home, and some ancillary services, provided off site, essential to seniors safely living in their own homes. Chore is state-funded and provides in-home personal care services to non-Medicaid eligible, low-income, disabled, or very frail adults who still live in their own home. Includes all contracted agency and individual provider services as well as travel costs. Personal Care employs individuals and contracted agencies to assist low-income disabled or frail adults with the activities of daily living, such as bathing, dressing, grooming, meal preparation, and household chores, allowing clients to safely remain in their own home. Includes Title XIX funded Personal Care services and transportation for Medicaid-eligible clients and Medically Needy In-Home funded Personal Care reimbursements for: Adult Day Care, Client Training, Community Transition (services and/or items), Environmental Modification (necessary physical adaptations to client's home), Home Health Aides, Personal Emergency Response System equipment installation and monitoring, Home-Delivered Meals, Special Medical Equipment, Skilled Nursing and Transportation. *33,049 clients, average client cost = \$12,561*

**MANAGED CARE**

Includes services to seniors who have chosen to receive Medicare benefits through a managed care plan (Program of All-Inclusive Care for the Elderly, Medicare Medicaid Integration Program, or Washington Medicaid Integration Partnership). Offers acute medical and long-term care services through a single care provider in selected urban counties. *560 clients, average client cost = \$15,378*

**NURSING FACILITIES**

A nursing facility or nursing home, provides 24-hour supervised nursing care, personal care, therapy, nutrition management, organized activities, social services, room, board, and laundry. Residents have the right to exercise reasonable control over life decisions in safe, clean, comfortable, homelike environments. They have a right to choice, participation, privacy, and the opportunity to engage in religious political, civic, recreational, and other social activities that foster self-worth and enhance quality of life. Residential facility staff assist disabled persons with medication, eating, dressing, walking, or other personal needs. Payment may be made through the client's resources, Medicaid or Medicare, or the Veterans Administration. *20,482 clients, average client cost = \$26,390*

**ADDITIONAL SERVICES**

Includes expenditures for Nursing Home Discharge Allowance, Private Duty Nursing (24-hour intensive nursing services, generally for younger traumatically brain injured clients), Nurse Delegation, and Adult Day Health Services. *5,538 clients, average client cost = \$4,151*

**Not in this report:** Adult Protective Services, Respite Services, some AAA services, COPES nurse oversight, COPES participation reimbursements, nursing facility placements, and nursing home nurses aid training, continuing education for individual providers, audit settlements and recoupments, and OASI refund.