




REPORT

DSHS LEGISLATIVE DISTRICT DATA REPORT FISCAL YEAR 1992

**Washington State
Department of
Social & Health Services
Planning, Research &
Development
Office of Research &
Data Analysis**



DSHS LEGISLATIVE DISTRICT DATA REPORT

FISCAL YEAR 1992

Rebecca Yette, MCS
Steve Hodgson
Peter J. Lund
Curtis E. Mack
Jim Mayfield
John E. Miller, Jr.
David Pavelchek
Ray Saeger

Office of Research and Data Analysis
Planning, Research and Development
Department of Social and Health Services
Olympia, Washington 98504

December 1994

When ordering, please refer to
Report # 11-76

DEPARTMENT OF SOCIAL AND HEALTH SERVICES

Jean Soliz, Secretary

DIVISION OF PLANNING, RESEARCH AND DEVELOPMENT

Joseph G. Bell, Ph.D., Director

OFFICE OF RESEARCH AND DATA ANALYSIS

Timothy R. Brown, Ph.D., Office Chief

ACKNOWLEDGEMENTS

Among the many people who contributed to this report, we would like to give special thanks to the following:

Elizabeth Kohlenberg who gave unselfishly of her time, energy and guidance to assure a quality product.

Marna Miller for her support with child daycare rates and her assistance during the verification process.

Dick Comtois, Beverly Hempleman, Eric Holman, Peggy Jackson, Dario Longhi, Lucy McMurray and John Yoachim for their work during the verification process.

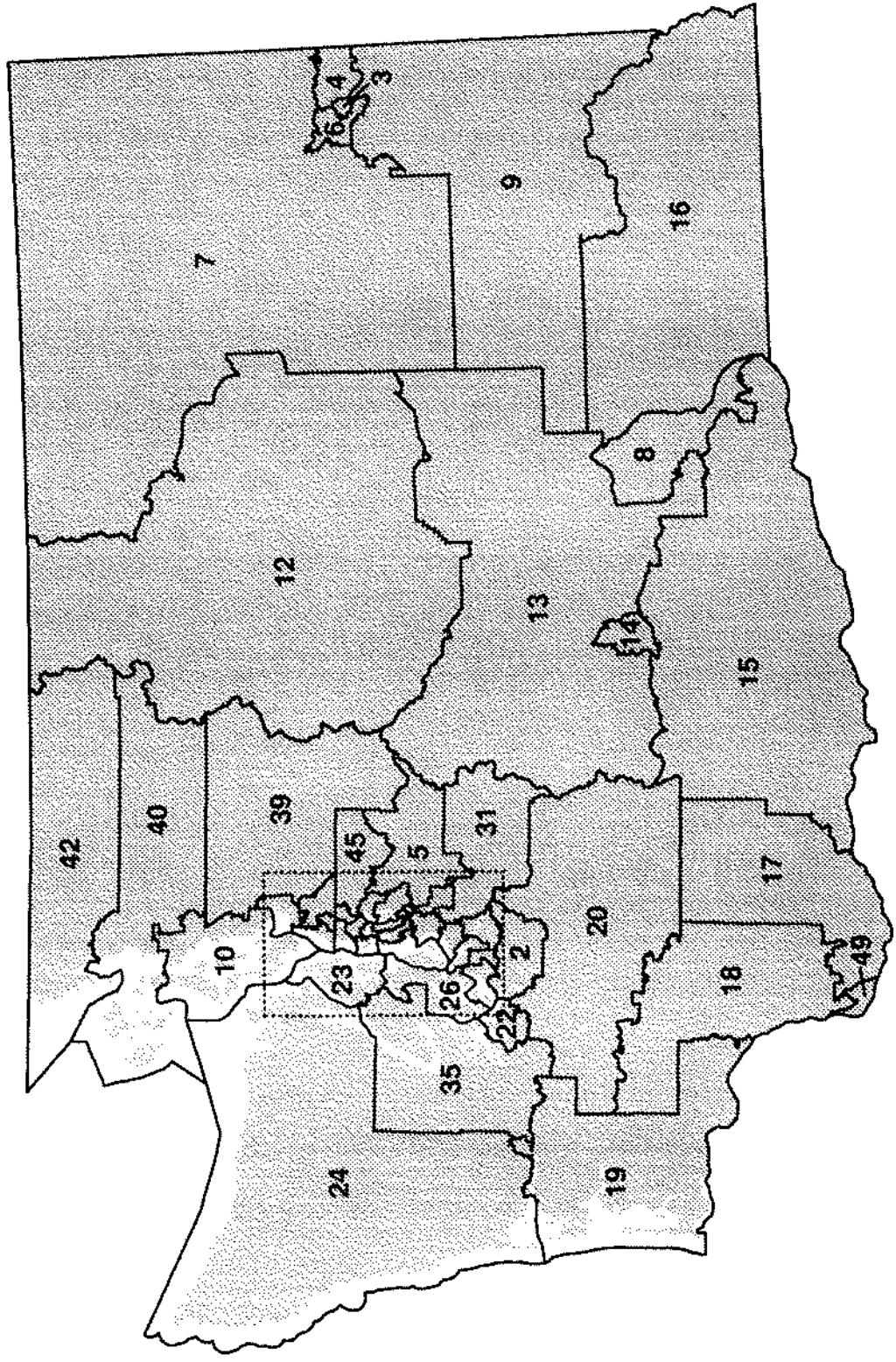
Valinda Scheibert for her assistance during the verification process, the creation of the glossary and the final proofing of this report.

Angie Butigan and Lora McKiddy for their administrative guidance.

The scores of division representatives who provided data extracts, assistance and expertise about specific DSHS services and data systems.

Jane Wingfield who reviewed the final version of the report, prepared it for publication, and arranged for printing.

Washington State Legislative Districts



Washington State Legislative Districts (Puget Sound Enlargement)

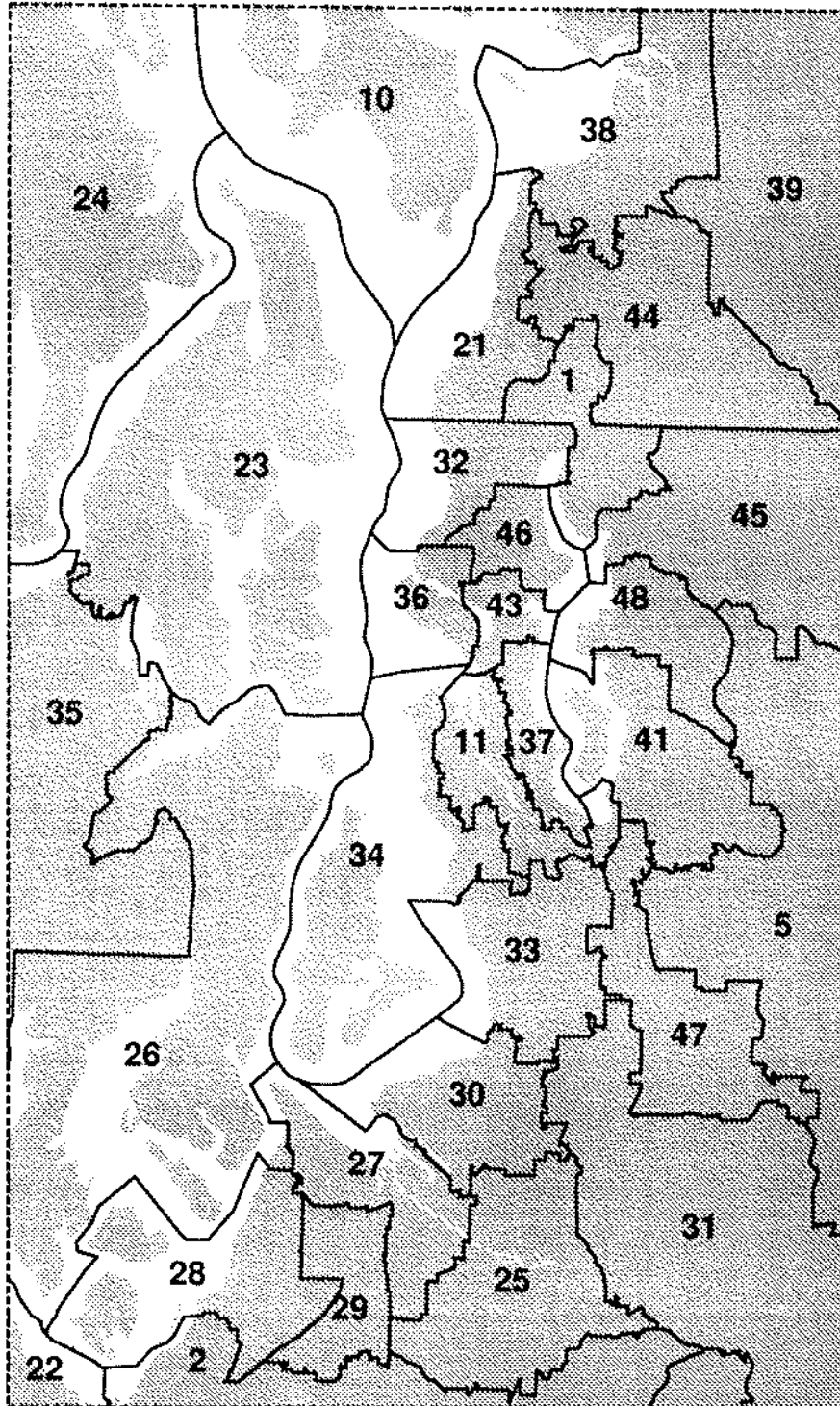


Table of Contents

Introduction and Summary	1
Clients, Programs and Divisions.....	1
Needs Assessment Database (NADB) Client Database	2
Questions this Report can Answer Directly.....	2
Questions this Report can Answer Indirectly	3
Service Use Among Groups of Clients	3
Confidentiality	4
Related Reports.....	4
Population Estimates by Legislative District	4
Home Address of Clients	4
Use Rate	5
Rank.....	5
Figure 1 - Legislative District Use Rates in Rank Order.....	6
Programs and Divisions Included in the NADB Client Database	7
Services Not Included in the NADB Client Database	8
Services Included With Incomplete Dollars in the NADB Client Database.....	8
Services Included With No Dollars in the NADB Client Database	8
Significant Improvements as Compared with FY90 NADP Reports.....	8
Caution.....	9
A Few Words About the Service Costs and Client Counts in the Data Tables.....	9

Washington State Legislative District Maps

DSHS Clients by Legislative Districts	10
Aging and Adult Services Administration Clients by Legislative Districts.....	12
Division of Alcohol and Substance Abuse Clients by Legislative Districts	14
Division of Children and Family Services Clients by Legislative Districts.....	16

Washington State Legislative District Maps continued

Division of Developmental Disabilities Clients by Legislative Districts	18
Division of Income Assistance Clients by Legislative Districts.....	20
Division of Juvenile Rehabilitation Clients by Legislative Districts	22
Division of Refugee Assistance Clients by Legislative Districts.....	24
Division of Vocational Rehabilitation Clients by Legislative Districts.....	26
Medical Assistance Administration Clients by Legislative Districts	28
Mental Health Division Clients by Legislative Districts	30

Legislative District Data Tables

List of Legislative Districts and Pages	33
State Total Data Tables	34
Legislative District Data Tables	36

DSHS Program Glossary and Appendices

Program Glossary.....	137
Appendix A: Client Unduplication	153
Appendix B: Cost of Service in the NADB Client Database.....	154
Appendix C: Resolving Conflicts in Race/Ethnicity and Gender during Unduplication.....	155
Appendix D: Home Address of Clients	156
Appendix E: Data Sources Which Contributed to the NADB Client Database	157

Introduction and Summary

This report describes clients who were served by the Washington State Department of Social and Health Services (DSHS) from July 1991 through June 1992 (State Fiscal Year 1992 or FY92). The 1992 Washington State Legislative District boundaries are used. Legislative District population estimates were developed only for comparisons and computations in this report.

For each Legislative District, both the number of clients in various DSHS programs and the direct service dollars spent on those clients are reported. In addition, the clients and dollars are reported by age groupings and by ethnicity. The service costs reported represent the direct benefits provided to clients or the cost of direct services provided to clients. In general, costs of eligibility determination, service delivery, administration, and prevention/education are not included. Please note that the terms *service* and *program* are used interchangeably in this report.

Clients, Programs and Divisions

The Department of Social and Health Services (DSHS) is an umbrella human service agency. It offers various services and grants to individuals and families who are eligible based upon having one or more of the following difficulties:

- Poverty
- Recent refugee status
- Long-lasting physical or mental disability, severe enough to affect the basic activities of daily life and/or create employment difficulties
- Severe chemical dependency and/or substance abuse
- Family stress which includes abuse or neglect of children and/or dependent adults
- Juvenile criminal adjudication

While DSHS is a single agency, it has multiple organizational units. Programs define a single service or several closely related services (e.g., outpatient treatment) to one set of clients (e.g., children). Seventy-six different programs are analyzed in this report.

DSHS programs are administered through a second level of organization called "divisions." A division administers multiple interrelated programs which are aimed at clients grouped according to specific problems, characteristics or needs. For example, the Division of Alcohol and Substance Abuse administers a number of programs (ADATSA Assessments, ADATSA Living Stipend, Detoxification, Methadone Treatment, Outpatient Treatment, Residential Treatment) to persons who are chemically dependent and have low to moderate incomes.

In this report, the Aging and Adult Services Administration (AASA) is treated as a division, even though it is (and was during FY92) organizationally defined as an "administration." This treatment reflects the fact that AASA's internal divisions support clients who are physically disabled, aging or frail with a set of interrelated community services (such as Chore Services and Personal Care) and with residential alternatives (such as nursing homes, adult family homes, and congregate care facilities), all coordinated through AASA Field Services. Similarly, the Medical Assistance Administration (MAA) is also treated as a division in this report.

Needs Assessment Database (NADB) Client Database

This report is based upon the Needs Assessment Database (NADB) Client Database for State Fiscal Year 1992. The NADB databases are constructed and maintained by ORDA on an annual basis; the first one done for State Fiscal Year 1990 by the Needs Assessment Data Project (NADP). The NADB Client Database is constructed by combining extracts from existing DSHS automated administrative systems into a single client-centered database. No hand-processing of data or identities is undertaken. Therefore, the overall precision and comprehensiveness of the information depends upon the data recorded in the administrative systems.

The NADB Client Database is based on a relational design. It contains demographic, geographic, and service usage data for each client who used one or more of the programs covered during FY92. Information from 16 DSHS data sources was integrated to create this database. When multiple sources recorded the same service, only one source was used to provide input into the NADB Client Database for that service.

The ten divisions covered, the types of client each division served, and the programs which are included in the NADB Client Database are described in the **DSHS Program Glossary** in this report. The NADB Client Database included 76 different programs, excluding programs which are not described on client automated databases available within the agency. For a listing of missing programs see **Services Not Included in the NADB Client Database** below. Appendices A through E contain important technical information about the NADB Client Database.

The programs contained in the NADB Client Database accounted for about 90% of the estimated DSHS clients statewide. The dollars spent serving those clients directly (excluding administration and service delivery costs as well as service costs for clients who were not in the NADB Client Database) accounted for about 80% of DSHS expenditures. In addition, the NADB Client Database also accounts for the value of federally funded foodstamps and food cash.

Questions this Report Can Answer Directly

Within each of 76 different DSHS programs and the ten divisions, the tables and maps in this report answer the following questions directly for FY92.

- How many unduplicated clients from each Legislative District used each division and each program: overall, and by race/ethnicity and age group?
- How many total dollars were spent directly serving clients from each Legislative District: overall, and by race/ethnicity and age group?
- What percentage of the total Legislative District population received service (see **Use Rate** below): for each service, each division, and DSHS overall?
- What was each Legislative District's relative use rate within the state (see **Rank** below): for each service, each division, and DSHS overall?

The sum of all clients in each division's programs will not equal the total clients in that division, since a single client may be served in several programs (hence the unduplicated divisional totals). However, it is possible to add clients across Legislative Districts to get multi-Legislative District totals within a single program or division.

Questions this Report Can Answer Indirectly

The data presented in this report can be converted into several measures which can be used to answer additional questions. For example:

- **In a given Legislative District, how much money was spent on the average client in each client group?**

$$\text{Group A Per Client Cost} = \frac{\text{Group A Cost in Legislative District}}{\text{Group A Clients in Legislative District}}$$

Thus for Legislative District 1:

$$\text{DIA Regular AFDC Per Client Cost} = \frac{\text{DIA Regular AFDC Cost}}{\text{DIA Regular AFDC Clients}}$$

$$\$1,485.28 = \$3,431,000 / 2,310$$

- **In a given Legislative District, what percentage of the total clients were in each client group?**

$$\text{Group A Per Client Percent} = 100 * \frac{\text{Group A Clients in Legislative District}}{\text{Total Clients in Legislative District}}$$

Thus for Legislative District 1:

$$\text{DIA Regular AFDC Client \%} = 100 * \frac{\text{DIA Regular AFDC Clients}}{\text{Total Clients}}$$

$$28.62\% = 100 * 2,310 / 8,070$$

- **In a given Legislative District, what percentage of the total dollars spent were spent in each client group?**

$$\text{Group A Service \$'s Percent} = 100 * \frac{\text{Group A \$'s in Legislative District}}{\text{Total \$'s in Legislative District}}$$

Thus for Legislative District 1:

$$\text{DIA Regular AFDC Service \$'s \%} = 100 * \frac{\text{DIA Regular AFDC Service \$}}{\text{Total \$'s}}$$

$$13.75\% = 100 * \$3,431,000 / \$24,957,000$$

- **In a given Legislative District, what percentage of the total population was in a particular client group?**

$$\text{Percent of Legislative District in Group A} = 100 * \frac{\text{Group A Clients in Legislative District}}{\text{Total Population in Legislative District}}$$

Thus for Legislative District 1:

$$\text{\% of District 1 in DIA Regular AFDC} = 100 * \frac{\text{DIA Regular AFDC Clients}}{\text{Total Population}}$$

$$2.23\% = 100 * 2,310 / 103,423$$

Service Use among Groups of Clients

The NADB racial/ethnic codes for clients were built from information already included in the DSHS data sources; therefore, the accuracy of the ethnic/racial data used in this report can be no better than the accuracy of the data sources for that client. For details on the creation of a single racial/ethnic identifier for each client, see *Resolving Conflicts in Race/Ethnicity and Gender during Unduplication* in Appendix C.

The following racial/ethnic groups were used here and in all other NADB reports:

- Persons who were not Hispanic and were Asian, American Indian, Black or White
- Persons who were Hispanic regardless of any other ethnic category

Client age was calculated from the client's birth date and was the client's age as of January 1, 1992.

Confidentiality

Due to the sensitivity of some of the service information contained in the NADB Client Database, only staff performing unduplication and operational functions have access to data with personal identification information. The database was constructed to provide information on the patterns of service use and client characteristics for groups of clients, and not to report data at the client level.

To further protect client confidentiality, this report adopts the convention used by the US Census Bureau of rounding client counts to the nearest five for all cells. For example, if there were less than three clients receiving a specific service in a specific Legislative District, then this report reflects zero clients in that cell, even though there may be some associated costs. If there were three or more such clients, and less than eight, then this report displays five clients.

Related Reports

Similar county-level information on all programs in the Needs Assessment Database is available in the "DSHS County Data Report: Fiscal Year 1992", (#11-75). Additionally, City- and Census Designated Place-level information is available for 100 communities in the "DSHS Community Data Report: Fiscal Year 1992", (#11-78).

Population Estimates by Legislative District

This report includes estimates of the population for each Legislative District (see Table 1). Population estimates were developed within the Office of Research and Data Analysis (ORDA) out of necessity. Although the Office of Financial Management (OFM) is the official source for state population estimates, they were not available at the Legislative District level. The population estimates are based upon a process developed by ORDA. This process used 1990 Census data, annual county estimates produced by OFM, and 1993 Census tract estimates purchased from a private firm. A report detailing the process will soon be available from ORDA. It's important to note that these population estimates should not be used for any purposes other than for comparisons made in this report.

Table 1
1992 Population Estimates for Legislative Districts

District	Pop.	District	Pop.	District	Pop.	District	Pop.	District	Pop.
1	103,423	11	104,819	21	103,225	31	106,006	41	103,381
2	108,675	12	103,732	22	108,265	32	100,701	42	106,983
3	102,577	13	102,913	23	108,812	33	104,672	43	101,917
4	103,026	14	93,918	24	105,732	34	102,199	44	107,156
5	106,323	15	114,339	25	104,652	35	106,425	45	105,007
6	102,436	16	103,304	26	106,010	36	98,504	46	98,409
7	103,138	17	108,006	27	104,982	37	101,264	47	105,414
8	102,620	18	104,828	28	105,585	38	105,560	48	102,510
9	102,004	19	101,377	29	104,122	39	106,944	49	106,810
10	106,656	20	104,869	30	105,719	40	106,771	Total	5,116,720

Home Address of Clients

The primary question addressed in this report is "How are persons originating in Legislative District "A" using DSHS services?" To answer this question, the best geographic information available for a client was used to define which Legislative District the client lived in while receiving a service, or which Legislative District they lived in before being moved to some type of DSHS residential facility.

Three problems emerged in defining client residence for each service the client used during FY92:

- DSHS data systems do not include the Legislative Districts for a client. Instead, they record either the ZIP Code of residence, the county of residence, the office in which service was received or they contain no geographic information at all.
- Clients move during the year, and they sometimes commute between towns, receiving services in multiple places.
- DSHS data systems do not identify the originating Legislative District for persons now living in institutions, group homes, or residential treatment facilities, though they often do record an originating county, ZIP Code or service office.

To solve the first problem of determining a Legislative District, two steps were used. First, a ZIP Code was determined using the method described in Appendix D for each service the client received. Second, a Legislative District was assigned to each service based on this ZIP Code.

Converting ZIP Codes into Legislative Districts was accomplished using a Geographic Information System to "overlay" Legislative District boundaries onto ZIP Code boundaries and census block locations. The proportion of a ZIP Code's total population which lived in each Legislative District was determined at the census block level. These proportions were then used to randomly assign a client's service to a Legislative District based on the ZIP Code in which the service was received.

Client mobility during the year was resolved by apportioning the clients. If a client on Public Assistance lived in Legislative District 3 (Spokane) for four months and in Legislative District 1 (Seattle) for six months, 4/10 of that annual client use would be assigned to District 3, and 6/10 to District 1.

Use Rate

The use rate is the percentage of the Legislative District's total population which was served by a program, division or by DSHS. Legislative District use rates are reported for each program, division, and for the agency as a whole.

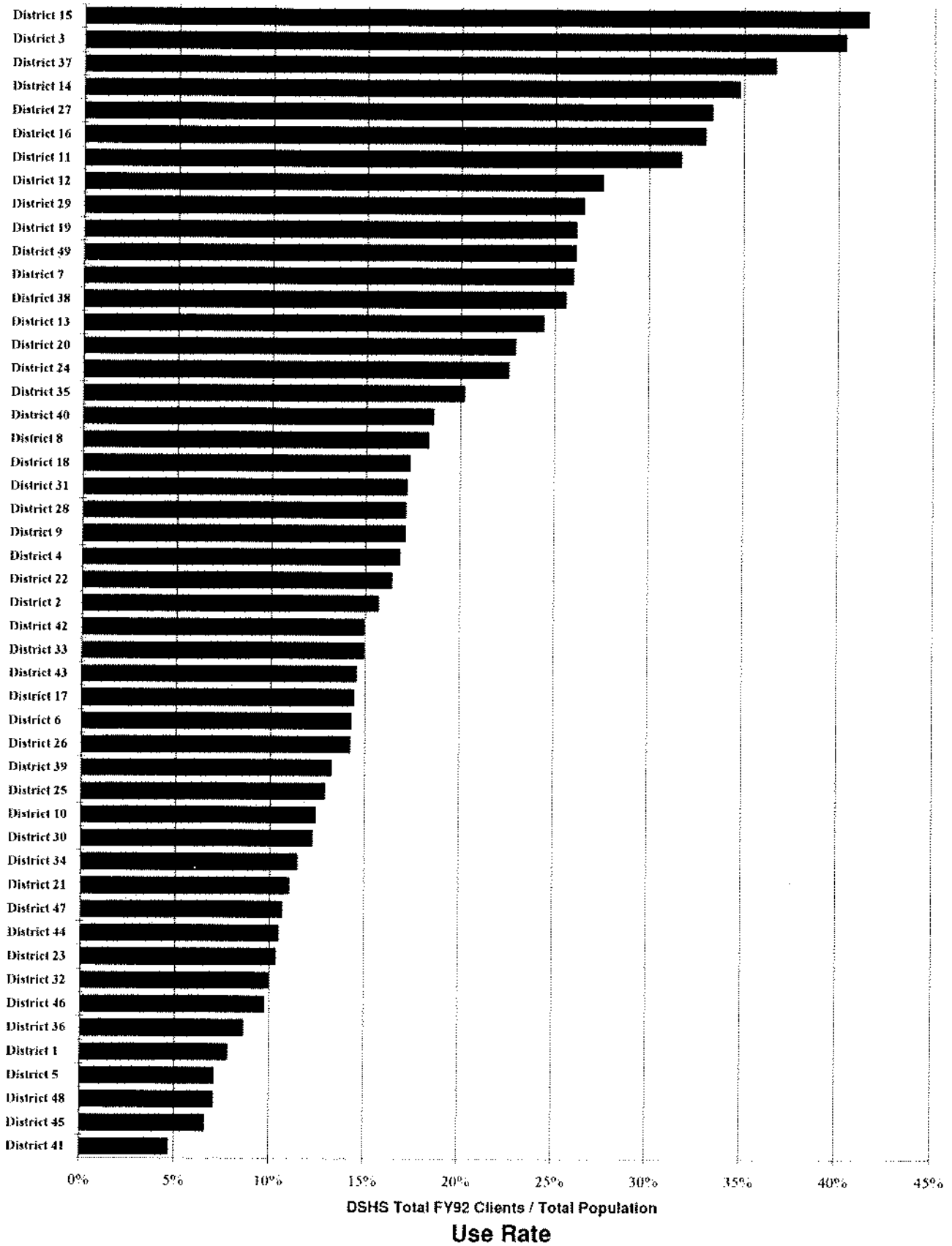
Figure 1 is a graph of the DSHS Agency use rates by Legislative District. The Legislative Districts appear on the graph in descending use rate order (also referred to as Rank order, see below). The client numbers used to generate this graph are found in this report in each Legislative District table in the last row of the 'Use Rate' column.

It should be noted that a high or low use rate may not necessarily indicate an 'over-served' or 'under-served' population. This is because many DSHS services are targeted to specific groups (e.g., disabled, low income, aged, etc.) who may be over-represented or under-represented in a Legislative District's general population. The use rates should only be used as a measure of the proportion of people in a Legislative District who are served by a particular, program, division or by the agency.

Rank

Each Legislative District has a 'Rank' column. In it, the use rate in that Legislative District for each program, each division, and the agency is ranked relative to the other Legislative Districts. The highest use rate was given the value of one and the lowest was given the value of fifty (for the 49 Legislative Districts and one category for Unknown). Legislative Districts with the same use rate were all given the lowest rank value in the range. For example, if three Legislative Districts had the same use rate and they would have been ranked fourth, fifth, and sixth, they were all given the rank of fourth.

Figure 1
Legislative District Use Rates in Rank Order



Programs and Divisions Included in the NADB Client Database

The following programs are included in this report, individually and as part of the division totals. The **DSHS Program Glossary** at the end of this report briefly describes the services each program provides, and details the smaller programs which were included in the division totals but not reported separately. In addition, the glossary notes the changes from the FY90 NADP reports in program groupings. For example the data reported as "Chore Services" has been expanded to include additional contracted in-home services.

Aging and Adult Services Administration (AASA): Adult Family Homes, Adult Protective Services, Case Management and Comprehensive Adult Assessment, Chore Services, Congregate Care Facilities (CCF), Nursing Homes, Personal Care Services.

Division of Alcohol and Substance Abuse (DASA): ADATSA Assessments, ADATSA Stipend, Detoxification, Methadone Treatment, Outpatient Treatment, Residential Treatment.

Division of Children and Family Services (DCFS): Adoption and Adoption Support, Child Protective Services, Employment and Training Child Care, Family Reconciliation Services, First Steps Social Services, Foster Care, Home Based Services, Interim Care Services, Group Care, Therapy Child Care.

Division of Developmental Disabilities (DDD): Assessments and Case Management; Community Residential Facilities; County Contracted Community Employment, Access, and Training Services; Family Support Services; Professional Support Services; Residential Habilitation Centers; Supplemental Community Support.

Division of Income Assistance (DIA): AFDC-Employable and FIP-Equivalent, AFDC-Regular and FIP-Equivalent, Aged-Blind-Disabled, Food Assistance, General Assistance Unemployable (GA-U) and Expedited Medicaid Disability (GA-X), Income Assistance Child Care, Job Opportunities and Basic Skills Training Program, Pregnancy Grants, Refugee Grants.

Division of Juvenile Rehabilitation (DJR): Community Placement; Parole; State Institutions and Youth Camps; Mental Health, Drugs, and Sex Offender Treatment.

Division of Refugee Assistance (DORA): CSO Intake and Case Management; Self Sufficiency Assessment, Planning, and Employment Services; English as a Second Language (ESL) Training; Unaccompanied Minors - Foster Care.

Division of Vocational Rehabilitation (DVR): Assess Job Skills, Supported Employment Case Management, Medical and Psychological Treatment, Personal Support Services, Placement Support Services (Work Support), Regular Case Management, Training-Education-Supplies.

Medical Assistance Administration (MAA): Dental Services, Early and Periodic Screening Diagnosis and Treatment (EPSDT), Emergency Room (Outpatient and Physician Care), Health Maintenance Organization (HMO) Fees, Hospital Inpatient Care, Hospital Outpatient Care, Medical Eligibles Not Receiving Service, Medicare Part B, Other Medical Services, Physician and Clinic Services, Psychiatrists and Psychologists Services, Prescription Drugs.

Mental Health Division (MHD): Adult Residential Treatment Facilities, Case Management, Child Study and Treatment Center (CSTC), Crisis and Stabilization Services, Day Treatment, Intake and Evaluation in Community Mental Health Centers (CMHC), Involuntary Commitments to Community Hospitals (ITA), Medication Management, Outpatient Treatment, State Institutions.

Services Not Included in the NADB Client Database

The following services were not recorded in the NADB Client Database and were therefore counted in neither the client counts nor the total dollars for each division. Clients using these programs would only be counted if they also used a DSHS service listed on the previous page.

- DIA Consolidated Emergency Assistance Program (CEAP)
- DIA Funeral Internment Assistance
- DIA Telephone Assistance (Lifeline)
- Translators and American Sign Language Interpreters
- Area Agencies on Aging (AAA) Services
- DDD Early Childhood program
- DJR Consolidated Juvenile Services
- MHD Private Long-term Inpatient Facilities for Children
- MHD Community Evaluation and Treatment Facilities
- Office of Support Enforcement Assistance Avoidance
- Office of Support Enforcement Public Assistance Recovery
- AASA Respite Services
- DORA Health Screening
- Most DASA Child Care
- Information and Referral Services for the general public
- Public Education and Prevention

Services Included with Incomplete Dollars in the NADB Client Database

Total expenditures were not available for some services due to incomplete cost information. Examples of incomplete reporting include:

- Dollars lost due to incomplete reporting on automated databases
- An estimated 5% of all DIA grant payments due to one-time payments, corrections, and delayed entry in the automated data systems

Services Included with No Dollars in the NADB Client Database

Services for DDD Case Management and First Steps Social Services had no automated client level cost information available and are reported in the NADB Client Database with dollar costs of zero (see also Appendix B).

Significant Improvements as Compared with FY90 NADP Reports

There were a number of significant improvements in the processing of the FY92 NADB Client Database, including the following:

- Non-grant receiving clients were eliminated from the Aged, Blind or Disabled program. The FY90 NADP Client Database included such clients regardless of grant receiving status.
- An improved dollar allocation method was used for Health Maintenance Organizations (HMOs) and Medicare Part B premium payments in the FY92 NADB Client Database.

- An improved source for Medicaid client demographic data was used in the creation of the FY92 NADB Client Database. This improved information provided significantly more complete client identification data for clients over the age of 55 than were available during the creation of the FY90 NADP Client Database. Improved client identification data resulted in improved unduplication and lower client counts in the over 55 age groups at the agency level. This effect was most noticeable in the over 64 age groups.

Caution

Many year-to-year program changes are reported in the glossary at the end of this report. Please consult the glossary before comparing programs across years.

A Few Words About the Service Costs and Client Counts in the Data Tables

As explained in the Confidentiality Section, this report adopts the convention used by the US Census Bureau of rounding client counts to the nearest five for all cells. Thus if there were less than three clients receiving a specific service in a specific Legislative District, then the report reflects zero clients in that cell. Similarly, since the service costs are rounded to thousands of dollars, a value less than \$500 appears as zero in the tables.

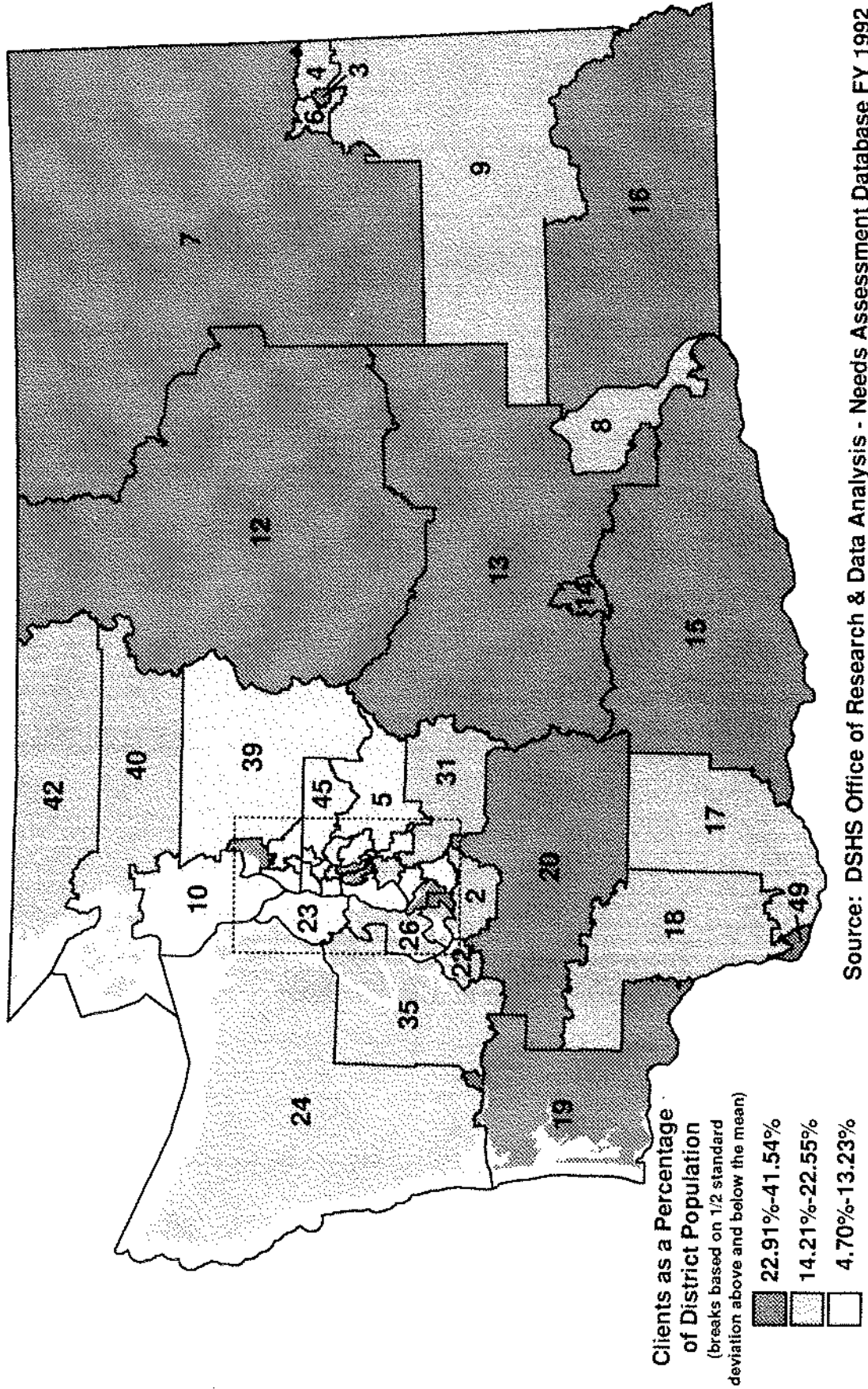
Possible Distortion in Use Rates and Rankings

The Use Rates described earlier are a ratio between:

- the estimated number of clients receiving services while resident of a particular Legislative District, and
- the estimated population of that district.

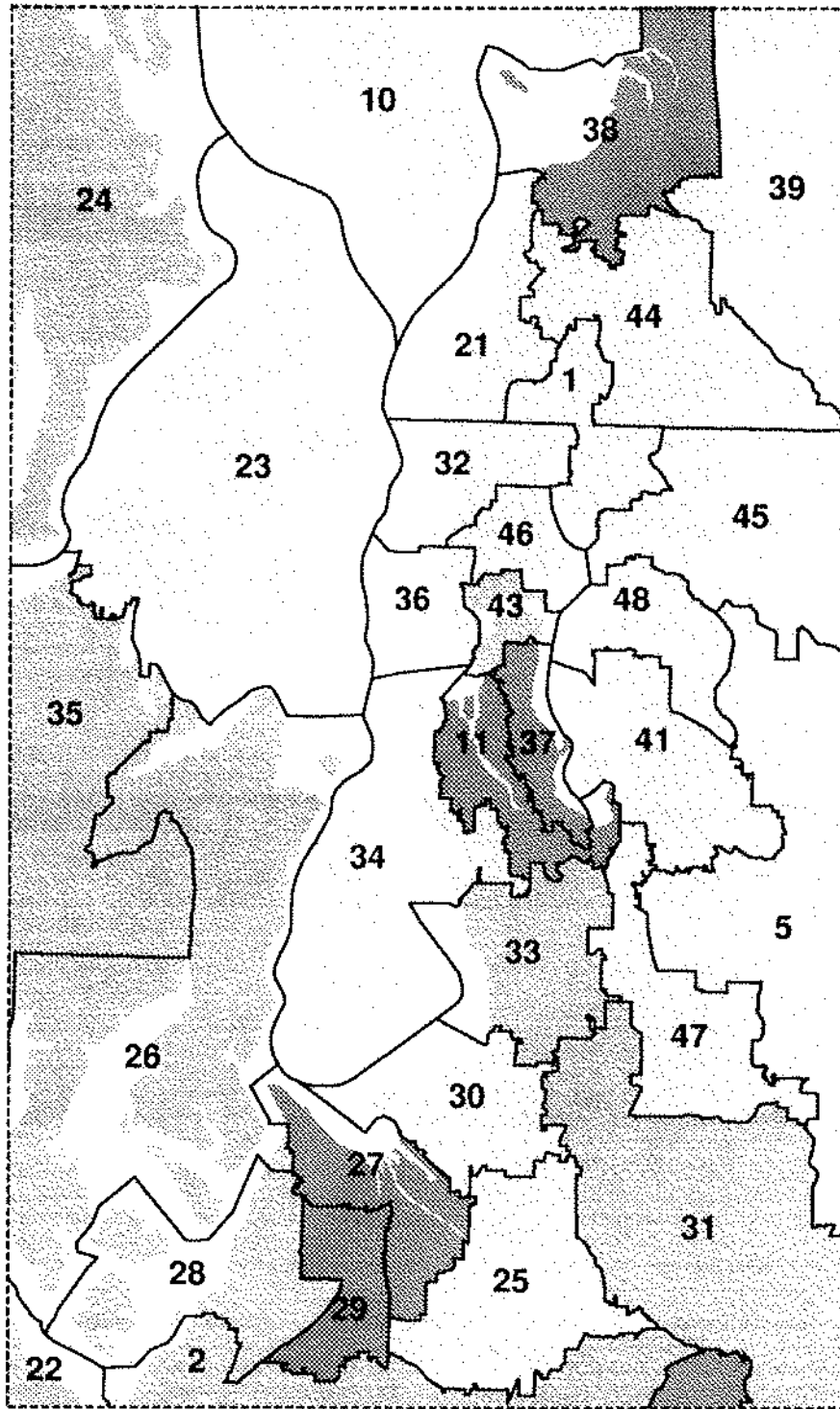
Although logical, this comparison is imperfect. Population estimates describe the number of persons in an area at one point in time. Yearly client counts include all clients receiving services in the area at any time during the year. For districts with substantial transient populations, the number of different persons residing during some part of the year can be substantially larger than the estimated point-in-time population. For such districts, the Use Rate can overstate the proportion of clients receiving service, and also distort the rankings based on those Use Rates. This potential exists particularly in areas with migrant labor forces, and may be significant in some other circumstances. To date, no method has been identified to accurately adjust for this problem in the data.

Department of Social and Health Services Clients by Washington State Legislative Districts



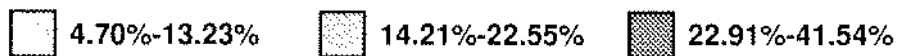
Source: DSHS Office of Research & Data Analysis - Needs Assessment Database FY 1992

Department of Social and Health Services Clients by Washington State Legislative Districts (Puget Sound Enlargement)



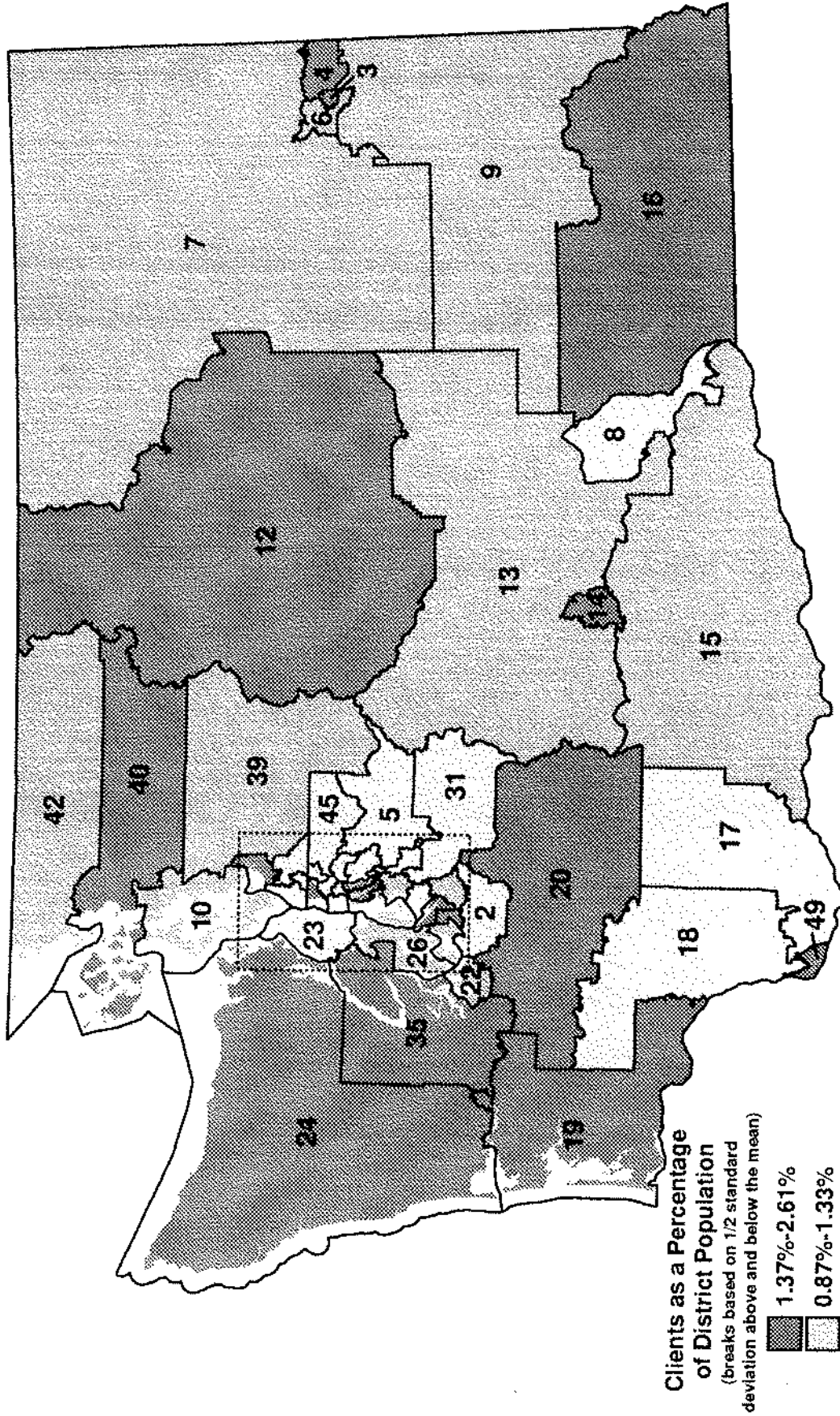
Clients as a Percentage of District Population

(breaks based on 1/2 standard deviation above and below the mean)



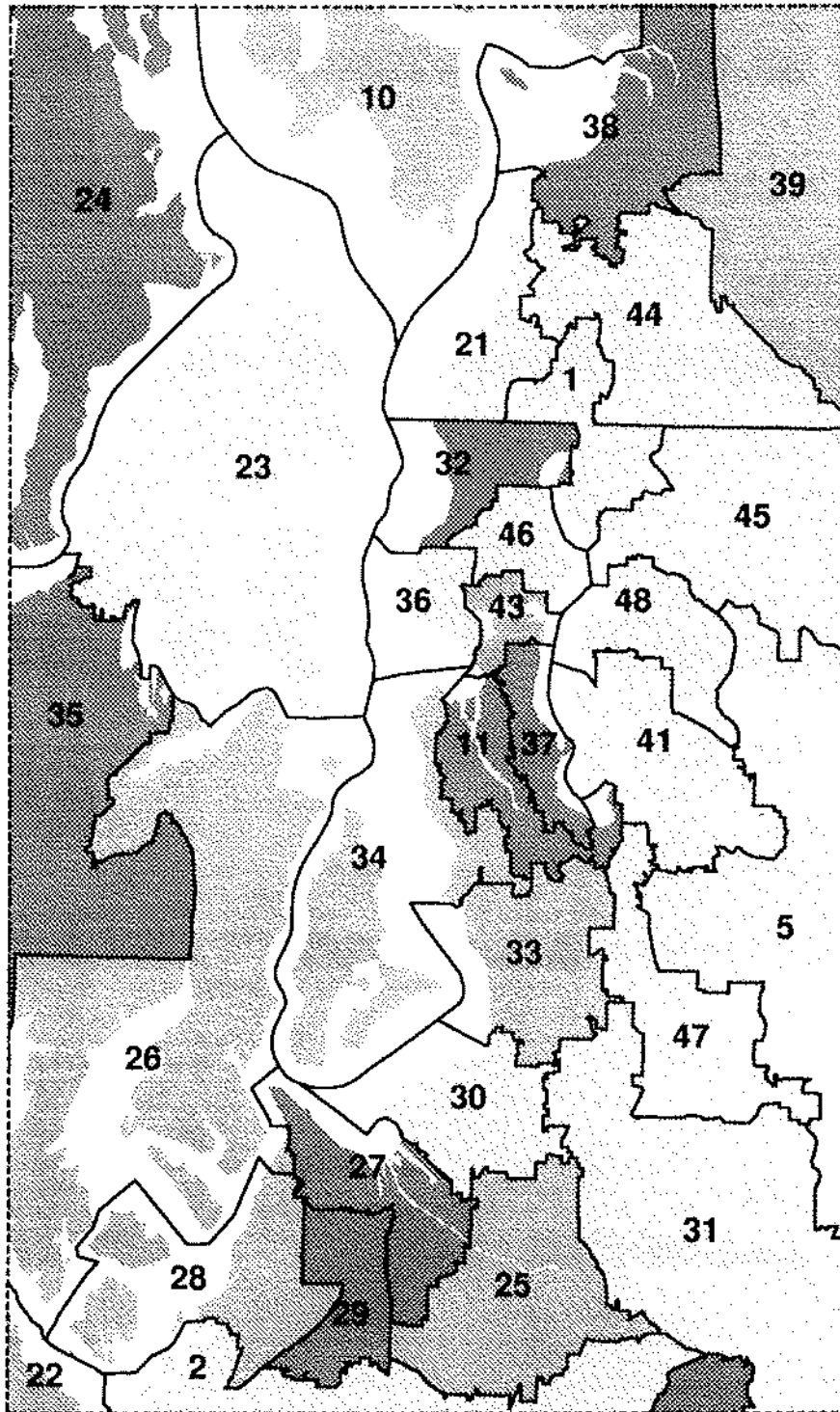
Source: DSHS Office of Research & Data Analysis - Needs Assessment Database FY 1992

Aging and Adult Services Administration Clients by Washington State Legislative Districts



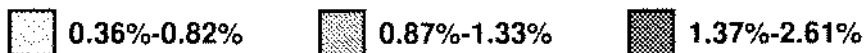
Source: DSHS Office of Research & Data Analysis - Needs Assessment Database FY 1992

Aging and Adult Services Administration Clients by Washington State Legislative Districts (Puget Sound Enlargement)

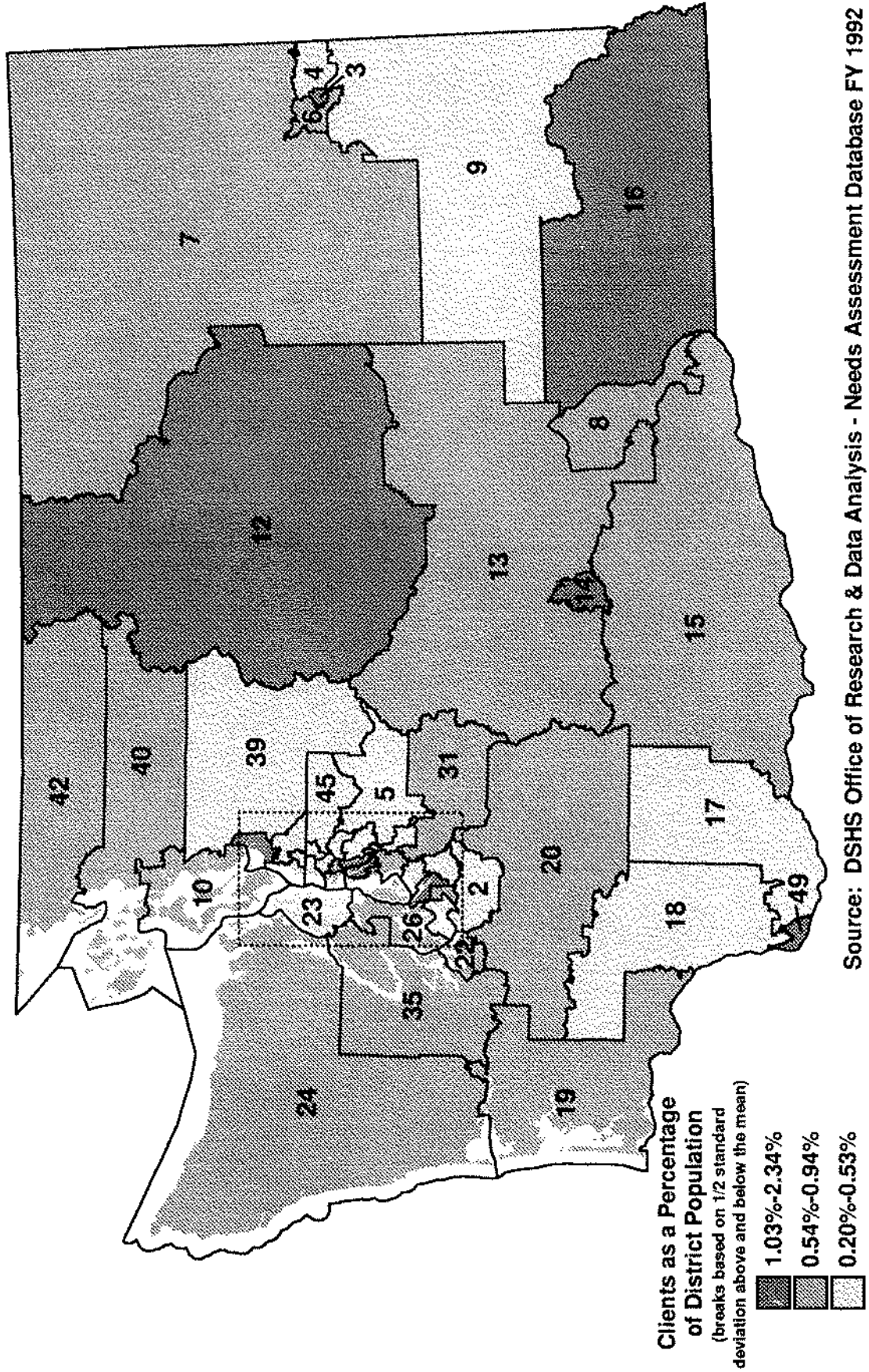


Clients as a Percentage of District Population

(breaks based on 1/2 standard deviation above and below the mean)

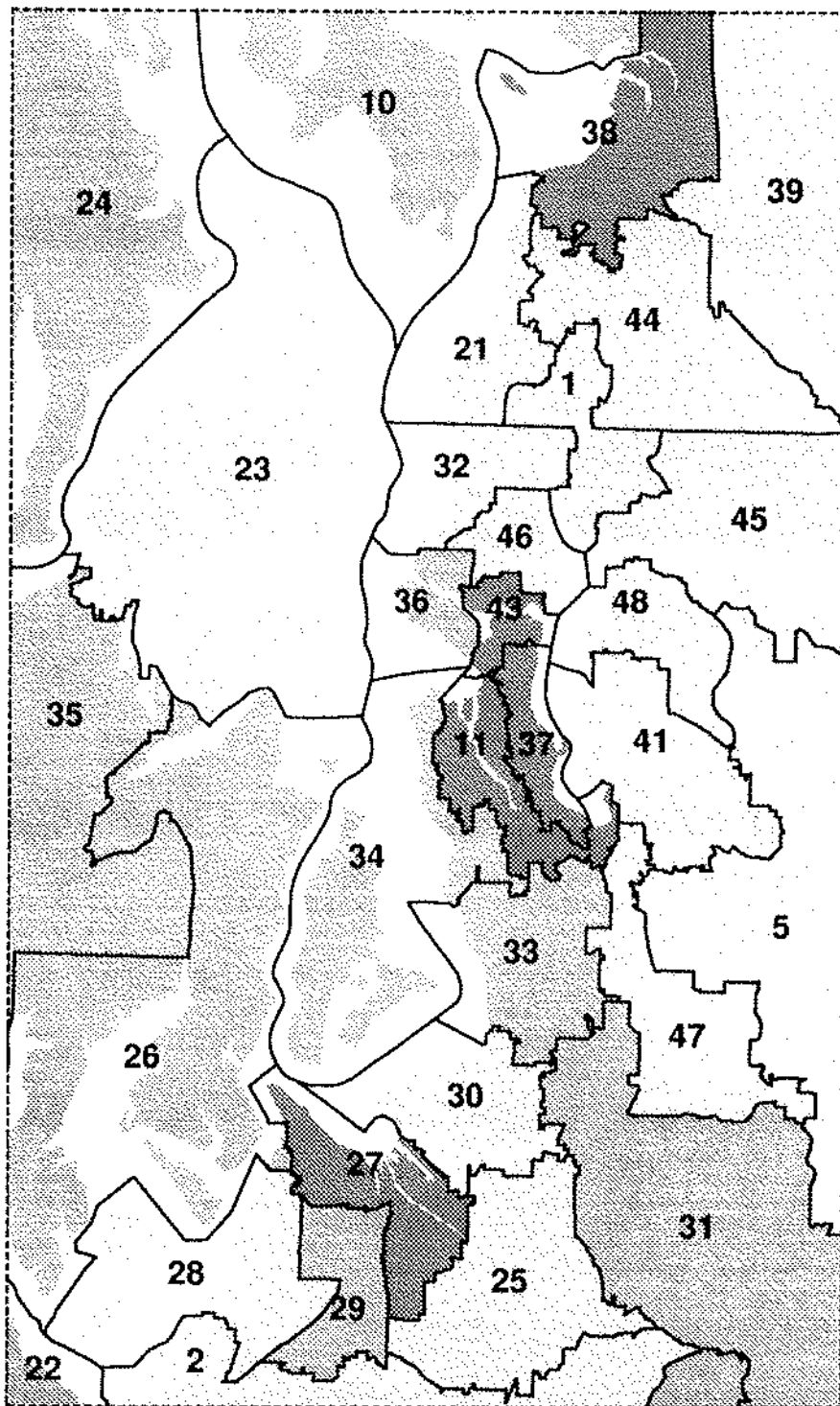


Division of Alcohol and Substance Abuse Clients by Washington State Legislative Districts



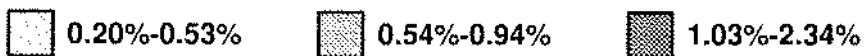
Source: DSHS Office of Research & Data Analysis - Needs Assessment Database FY 1992

Division of Alcohol and Substance Abuse Clients by Washington State Legislative Districts (Puget Sound Enlargement)



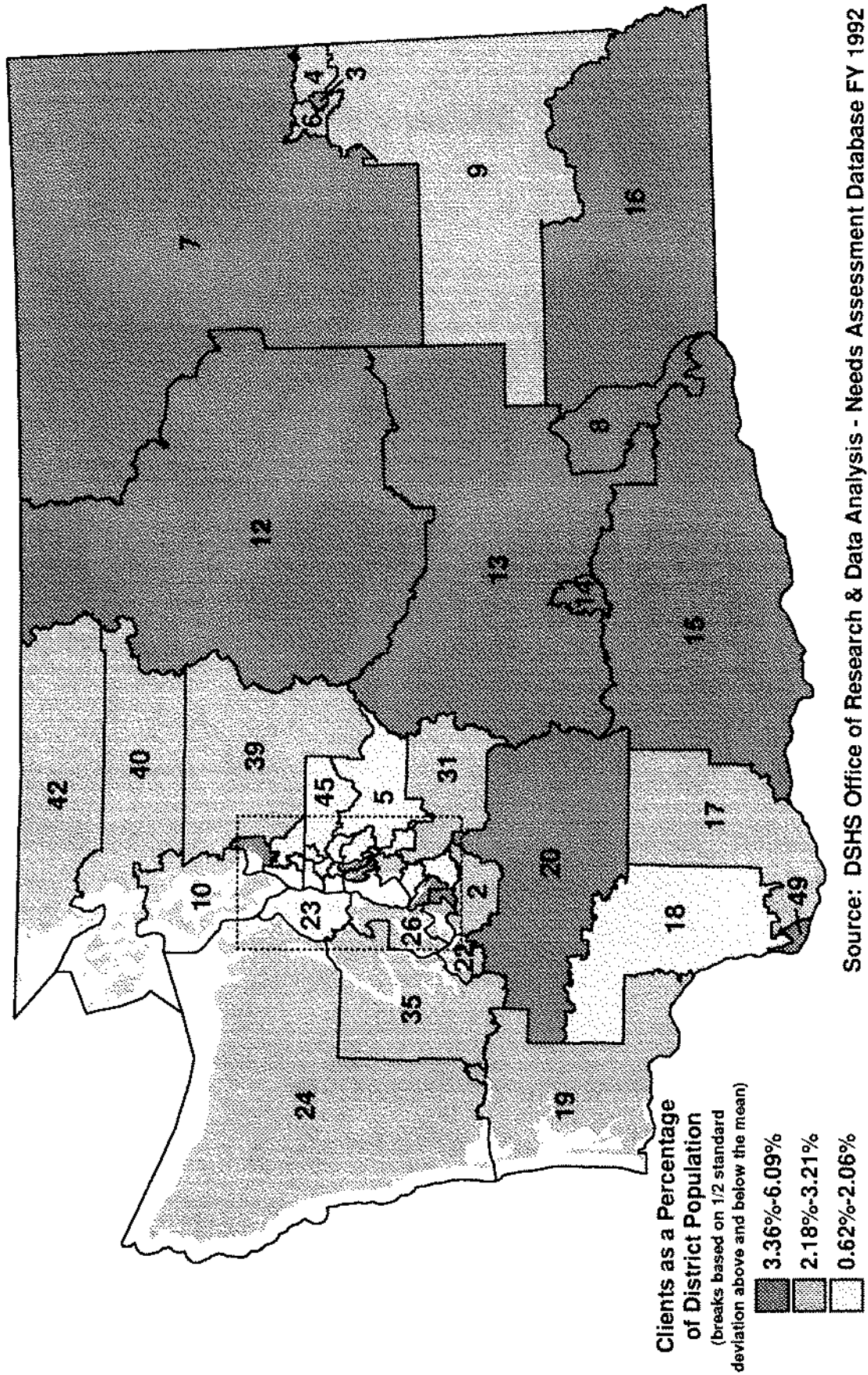
Clients as a Percentage of District Population

(breaks based on 1/2 standard deviation above and below the mean)



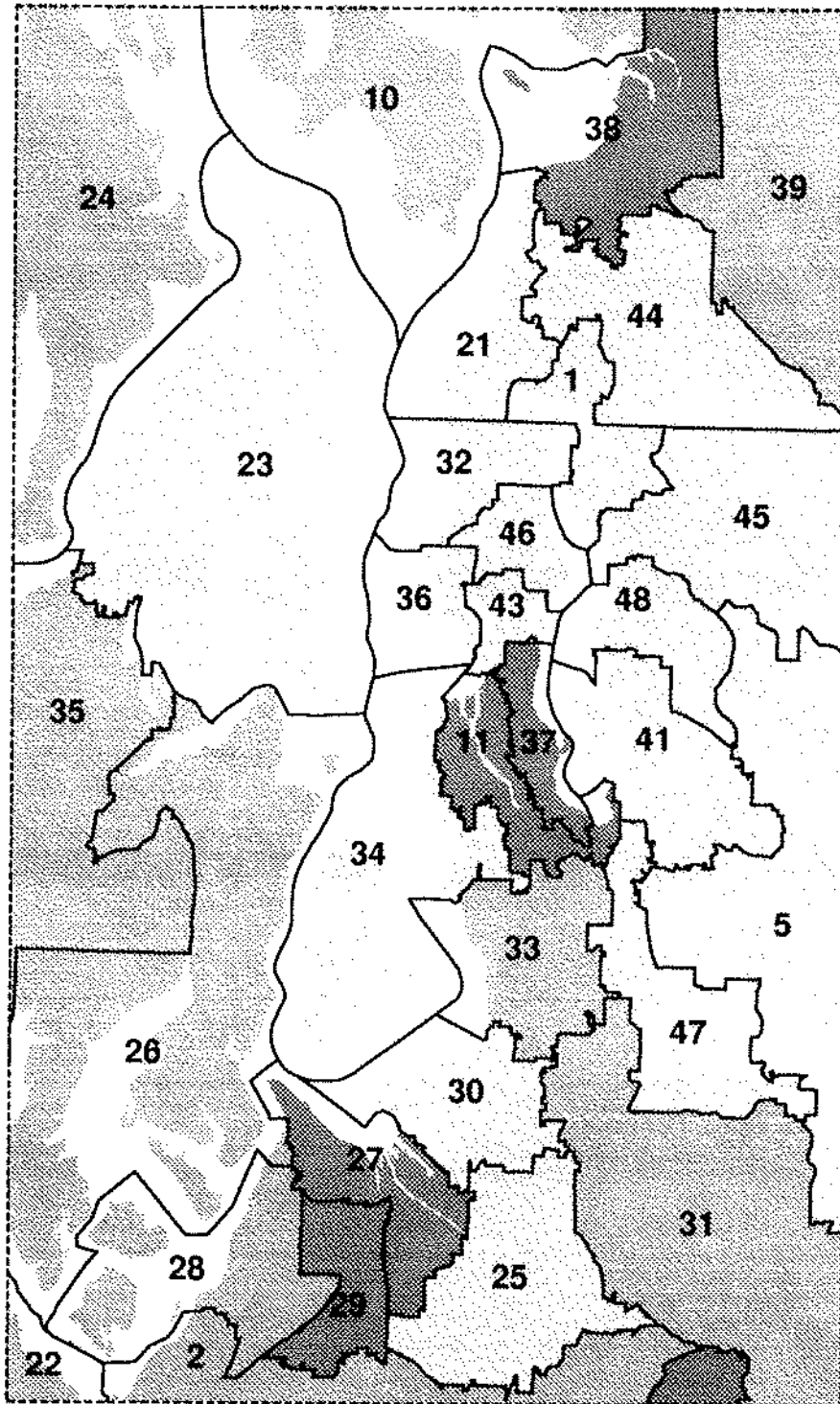
Source: DSHS Office of Research & Data Analysis - Needs Assessment Database FY 1992

Division of Children and Family Services Clients by Washington State Legislative Districts



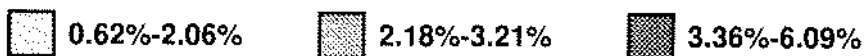
Source: DSHS Office of Research & Data Analysis - Needs Assessment Database FY 1992

Division of Children and Family Services Clients by Washington State Legislative Districts (Puget Sound Enlargement)

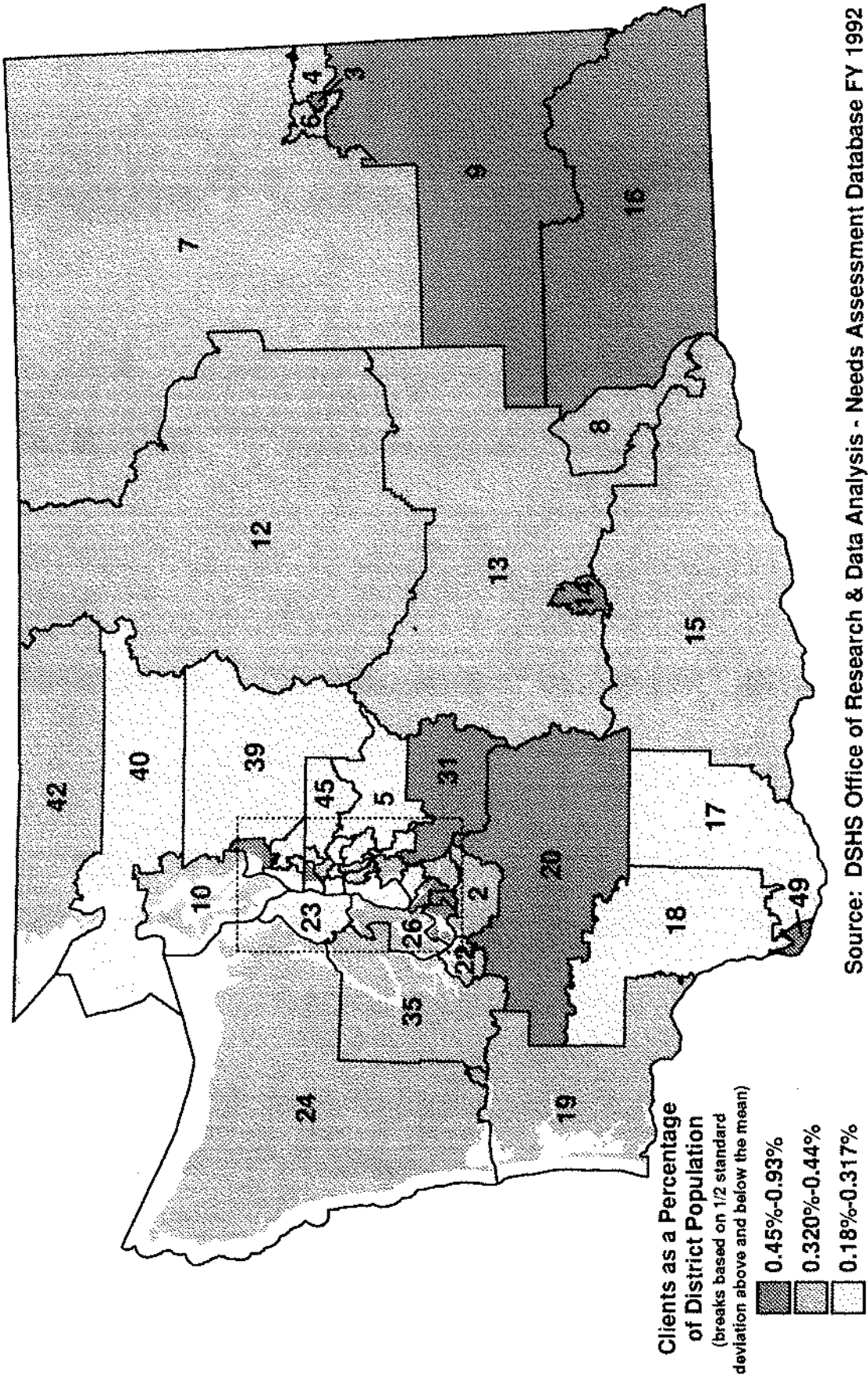


Clients as a Percentage of District Population

(breaks based on 1/2 standard deviation above and below the mean)

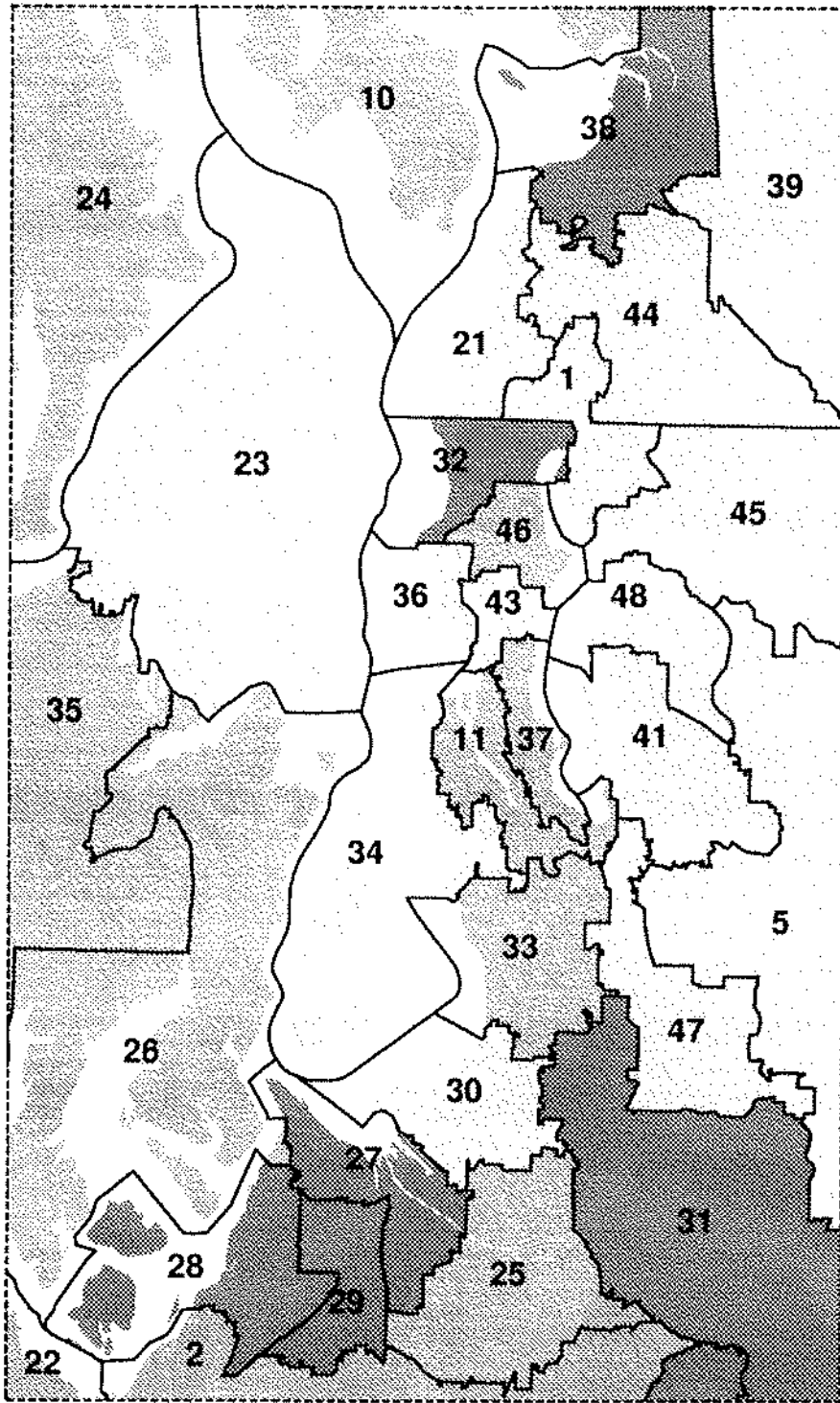


Division of Developmental Disabilities Clients by Washington State Legislative Districts



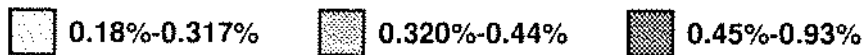
Source: DSHS Office of Research & Data Analysis - Needs Assessment Database FY 1992

Division of Developmental Disabilities Clients by Washington State Legislative Districts (Puget Sound Enlargement)



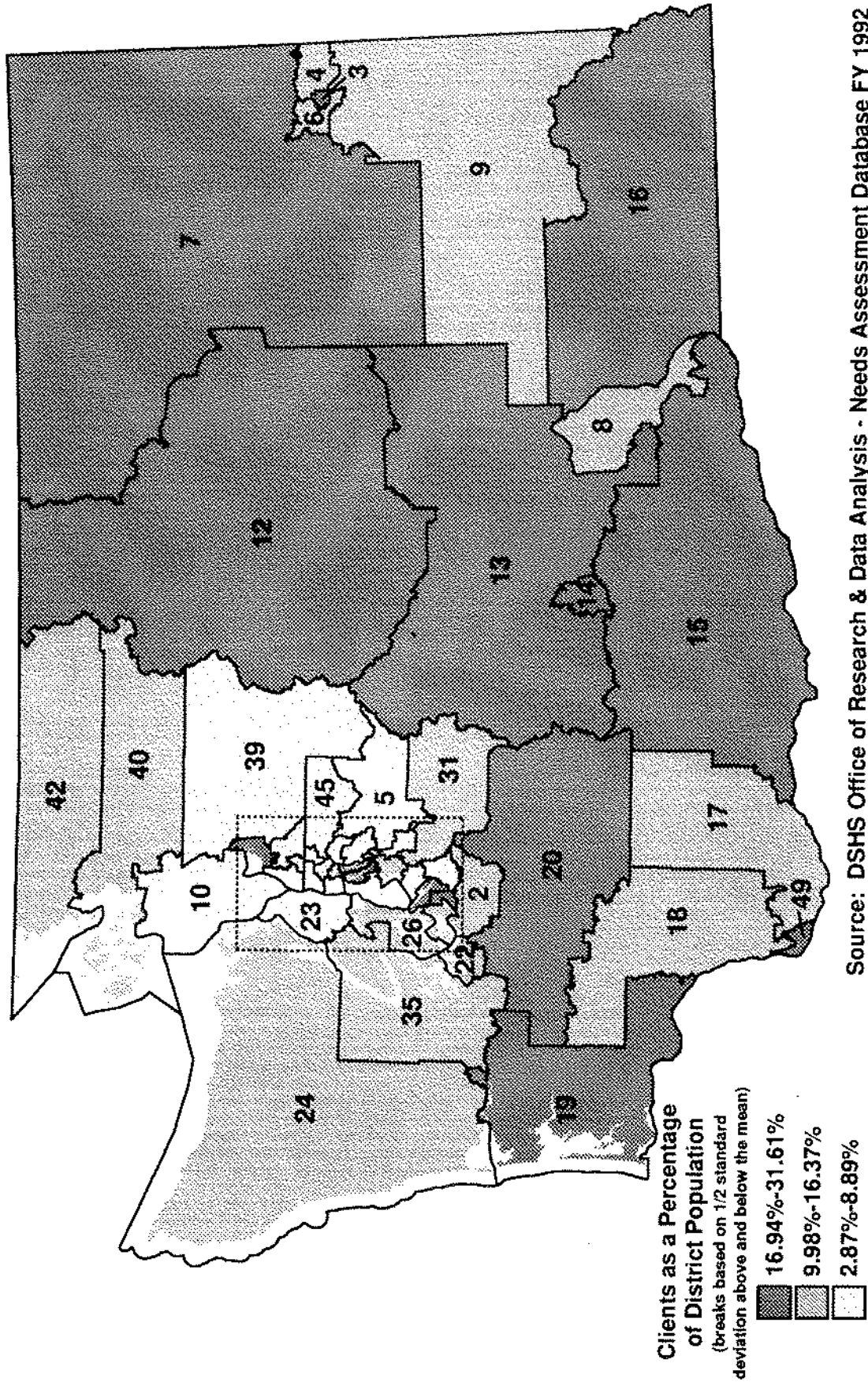
Clients as a Percentage of District Population

(breaks based on 1/2 standard deviation above and below the mean)



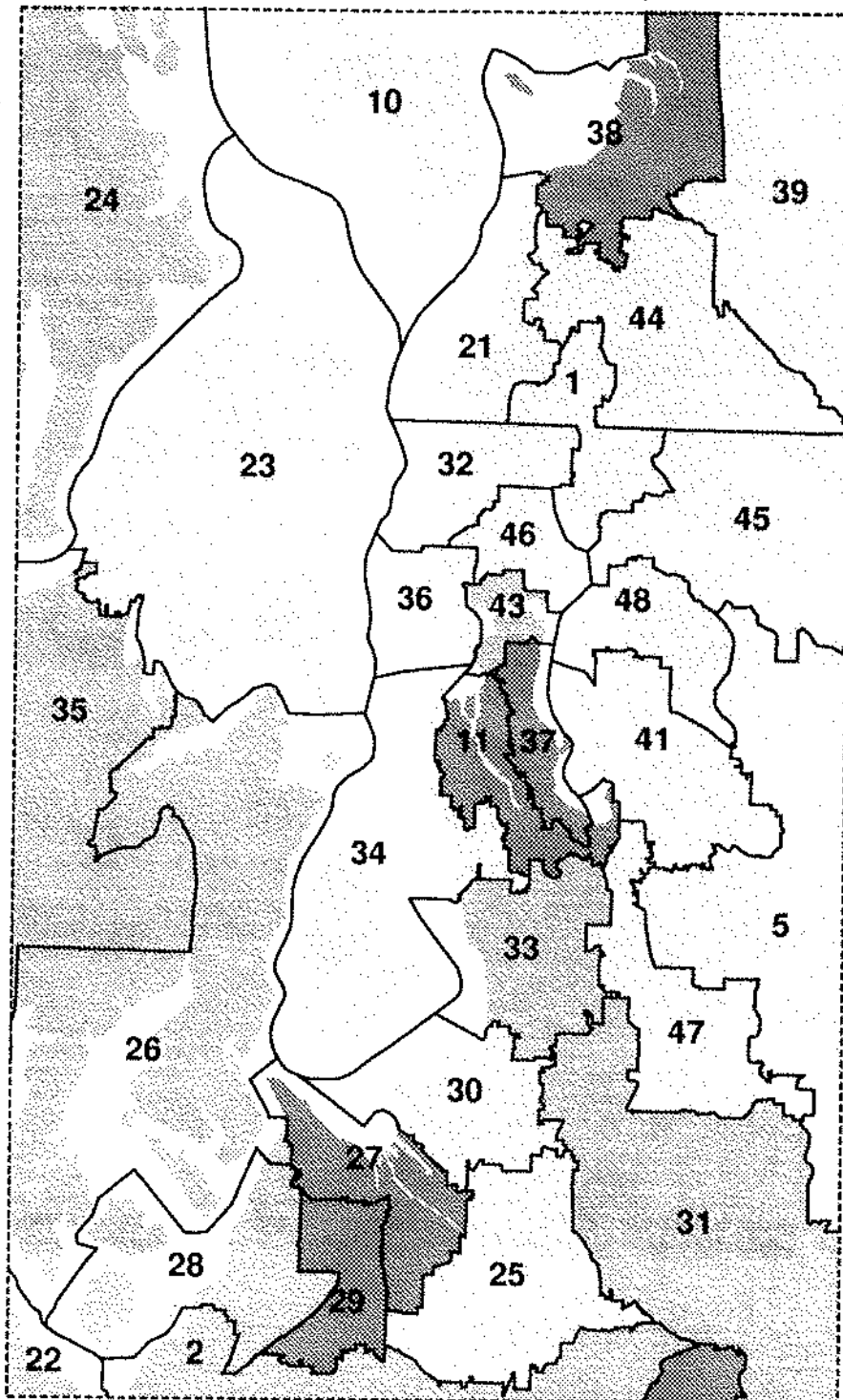
Source: DSHS Office of Research & Data Analysis - Needs Assessment Database FY 1992

Division of Income Assistance Clients by Washington State Legislative Districts



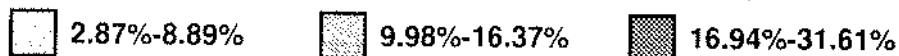
Source: DSHS Office of Research & Data Analysis - Needs Assessment Database FY 1992

Division of Income Assistance Clients by Washington State Legislative Districts (Puget Sound Enlargement)

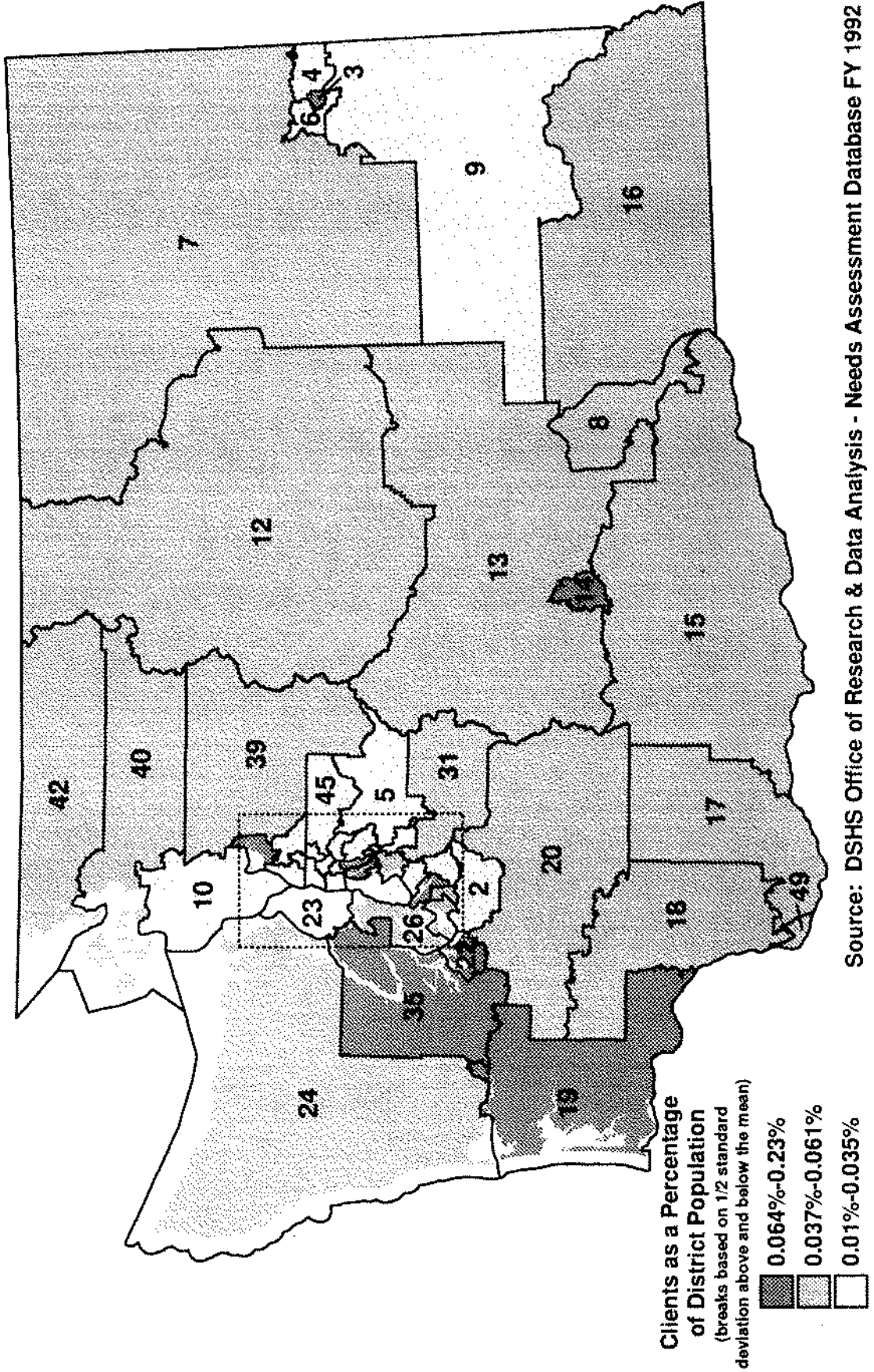


Clients as a Percentage of District Population

(breaks based on 1/2 standard deviation above and below the mean)

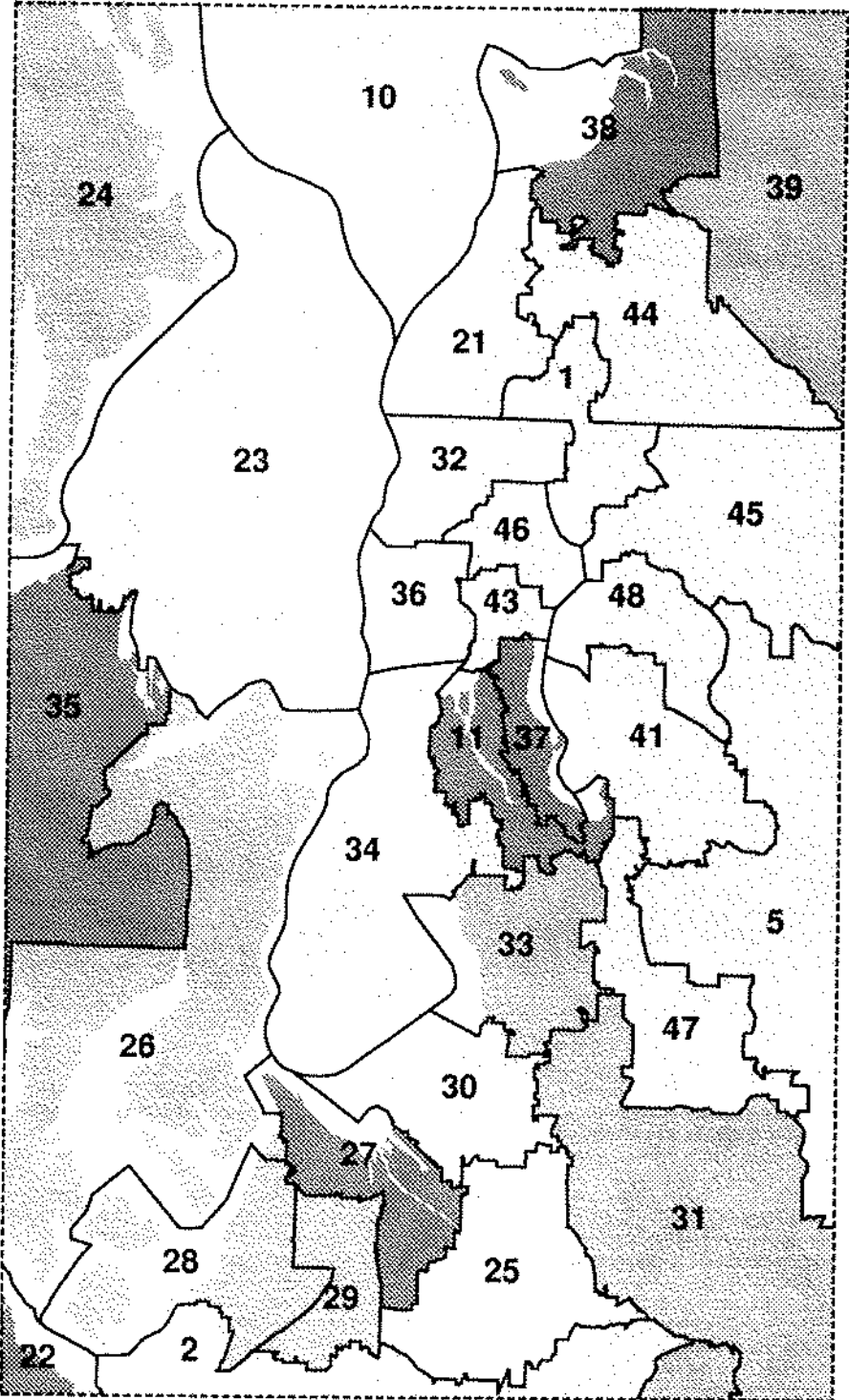


Division of Juvenile Rehabilitation Clients by Washington State Legislative Districts

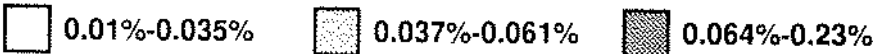


Source: DSHS Office of Research & Data Analysis - Needs Assessment Database FY 1992

Division of Juvenile Rehabilitation Clients by Washington State Legislative Districts (Puget Sound Enlargement)

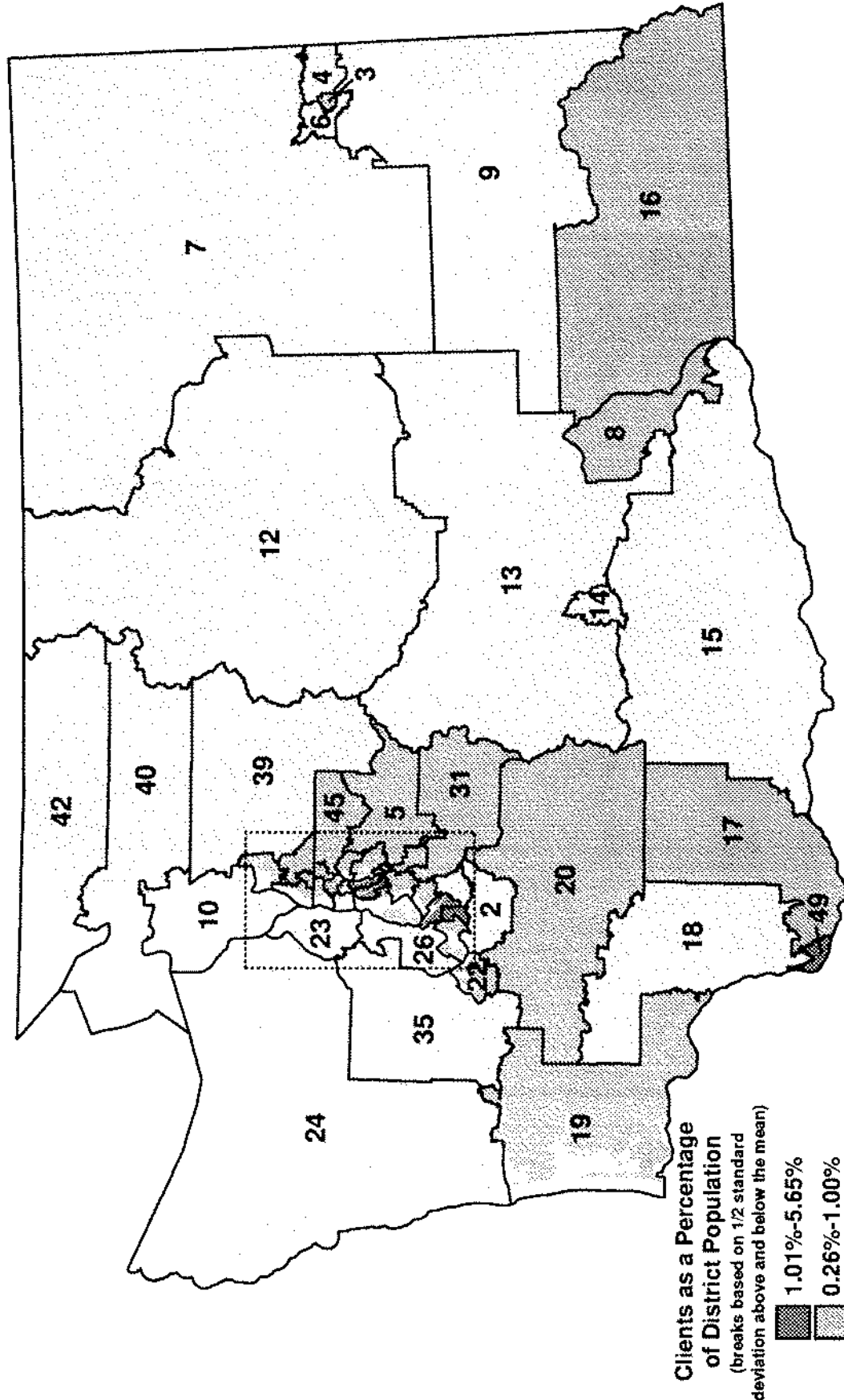


Clients as a Percentage of District Population
(breaks based on 1/2 standard deviation above and below the mean)



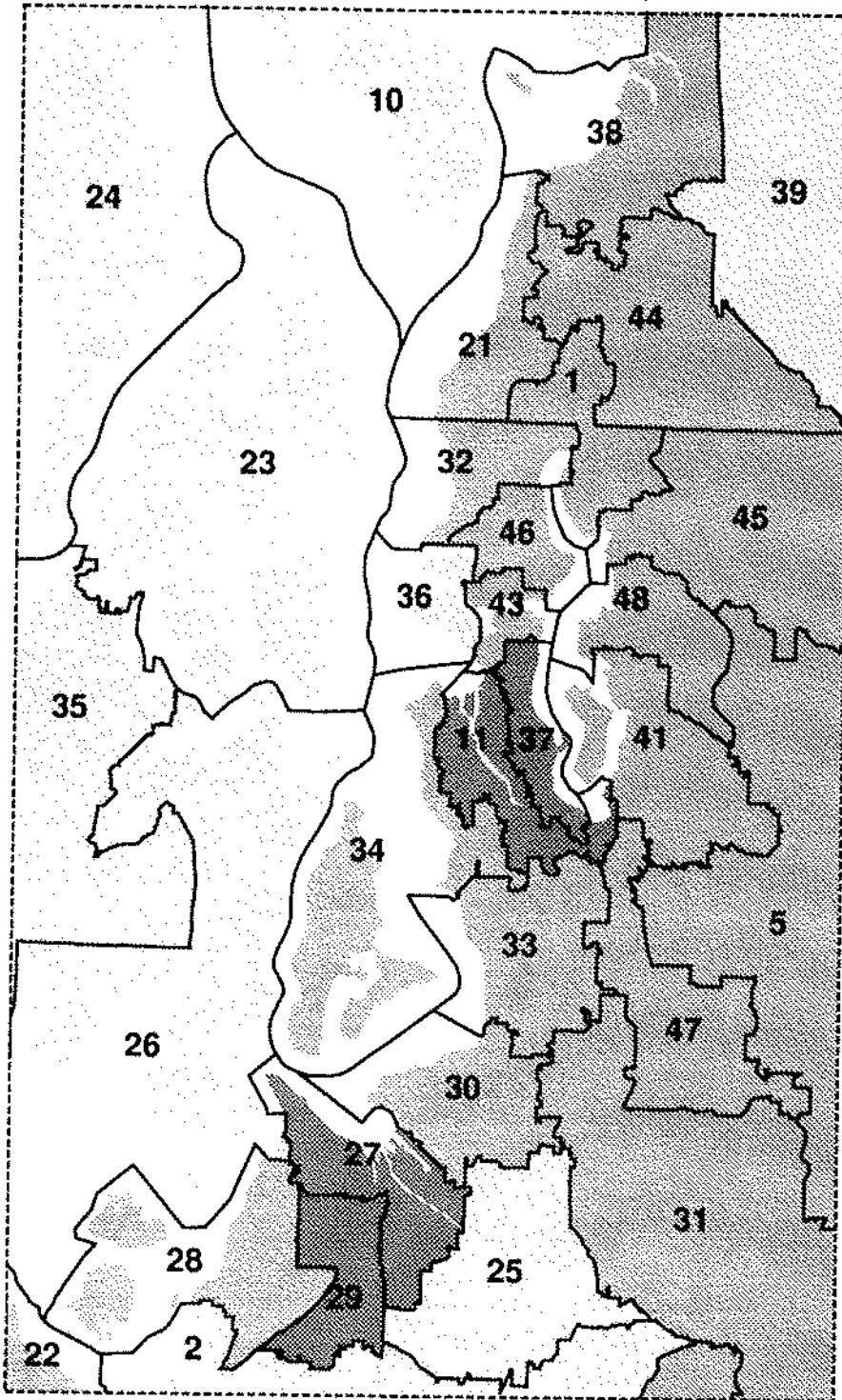
Source: DSHS Office of Research & Data Analysis - Needs Assessment Database FY 1992

Division of Refugee Assistance Clients by Washington State Legislative Districts

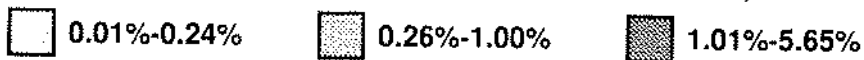


Source: DSHS Office of Research & Data Analysis - Needs Assessment Database FY 1992

Division of Refugee Assistance Clients by Washington State Legislative Districts (Puget Sound Enlargement)

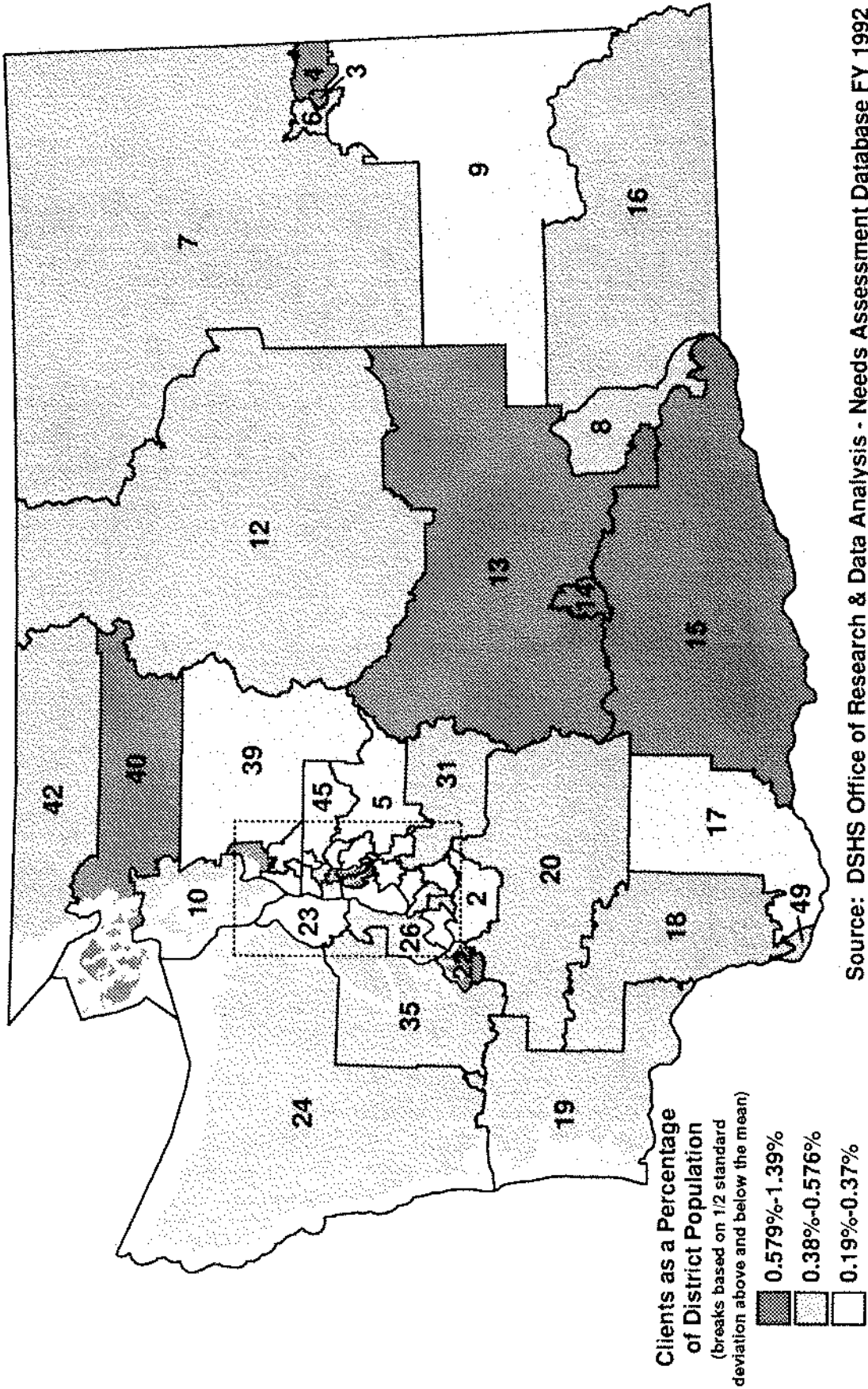


Clients as a Percentage of District Population
(breaks based on 1/2 standard deviation above and below the mean)



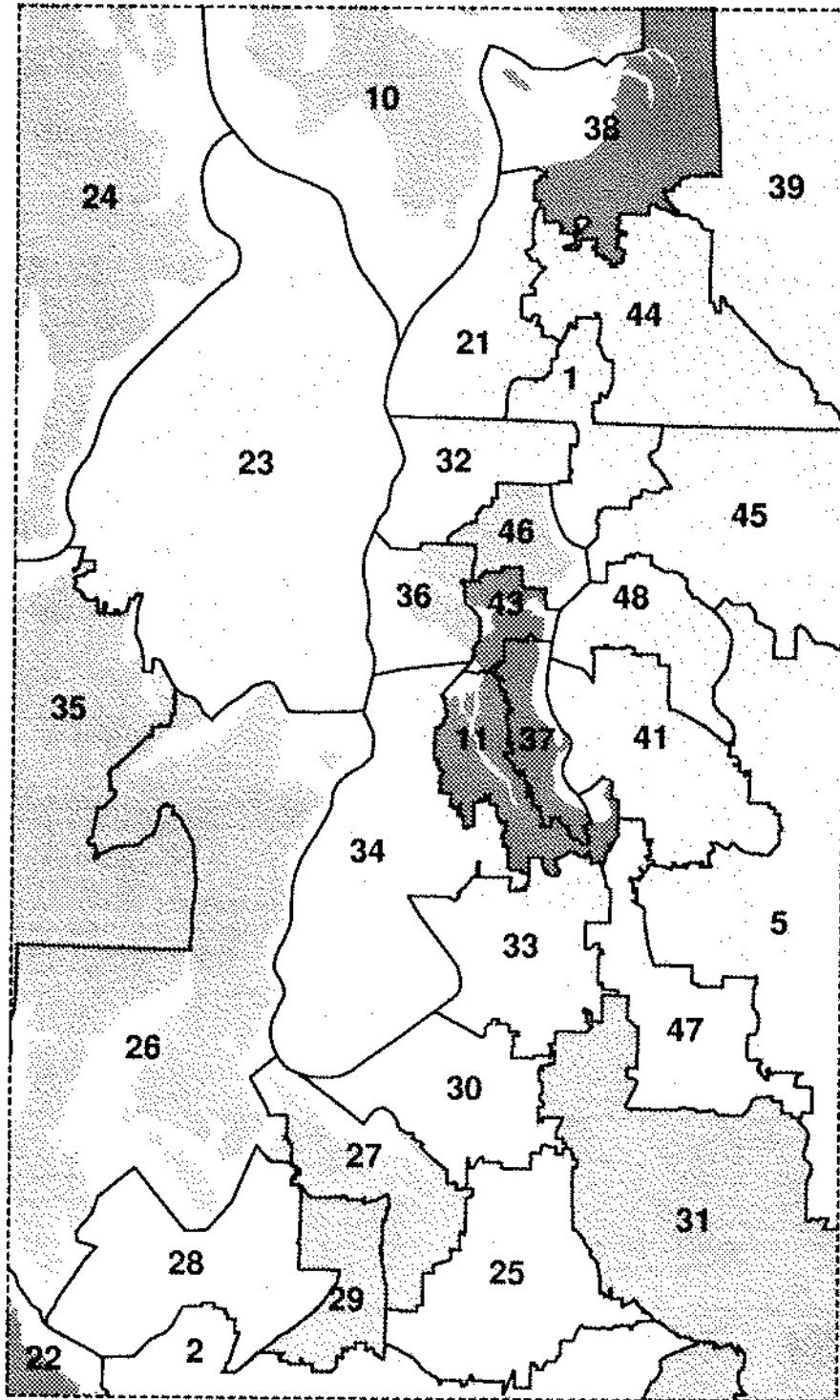
Source: DSHS Office of Research & Data Analysis - Needs Assessment Database FY 1992

Division of Vocational Rehabilitation Clients by Washington State Legislative Districts



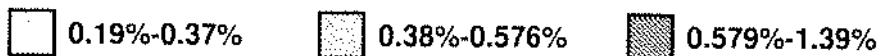
Source: DSHS Office of Research & Data Analysis - Needs Assessment Database FY 1992

Division of Vocational Rehabilitation Clients by Washington State Legislative Districts (Puget Sound Enlargement)



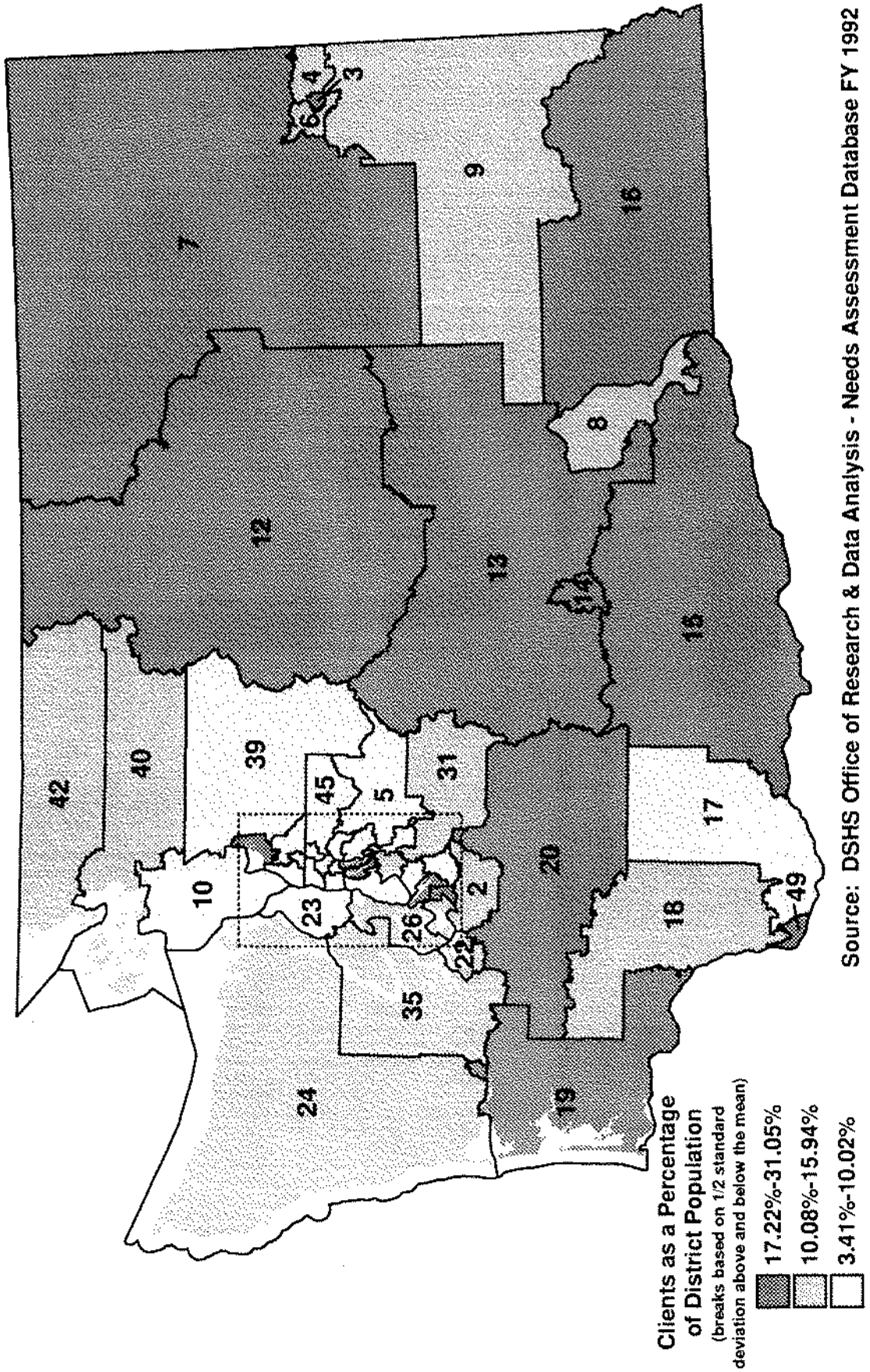
Clients as a Percentage of District Population

(breaks based on 1/2 standard deviation above and below the mean)



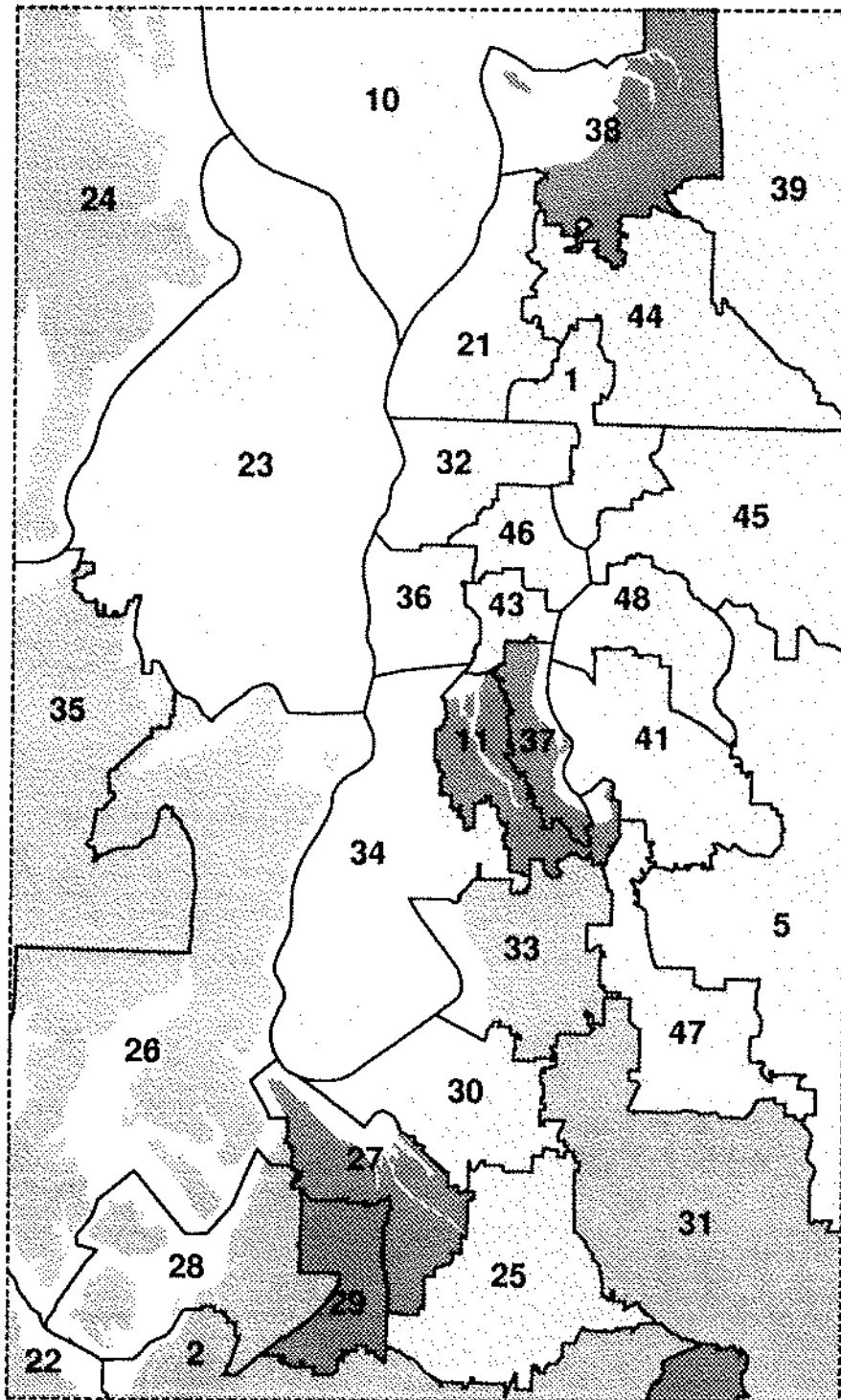
Source: DSHS Office of Research & Data Analysis - Needs Assessment Database FY 1992

Medical Assistance Administration Clients by Washington State Legislative Districts



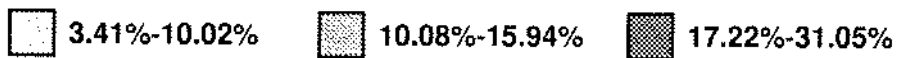
Source: DSHS Office of Research & Data Analysis - Needs Assessment Database FY 1992

Medical Assistance Administration Clients by Washington State Legislative Districts (Puget Sound Enlargement)



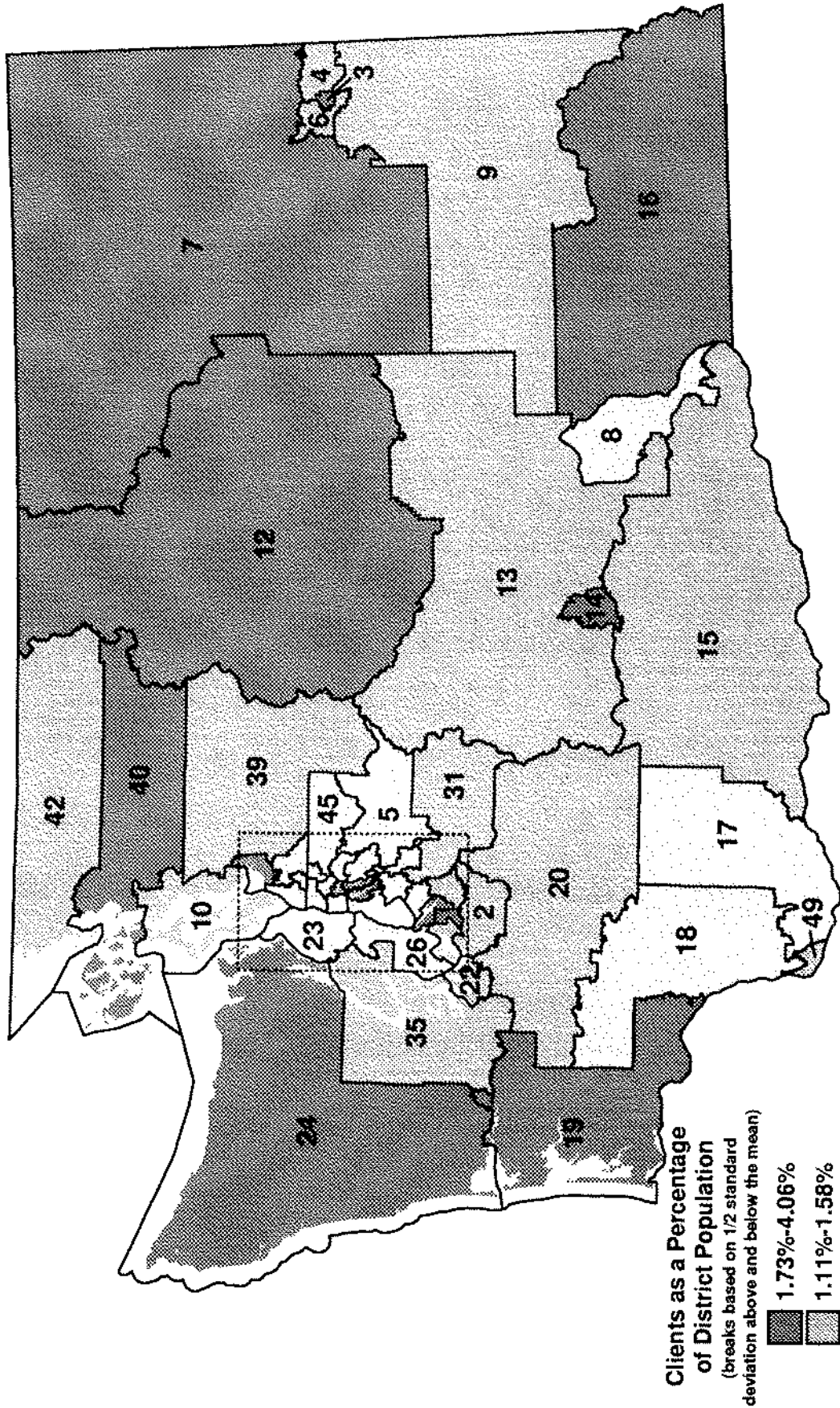
Clients as a Percentage of District Population

(breaks based on 1/2 standard deviation above and below the mean)



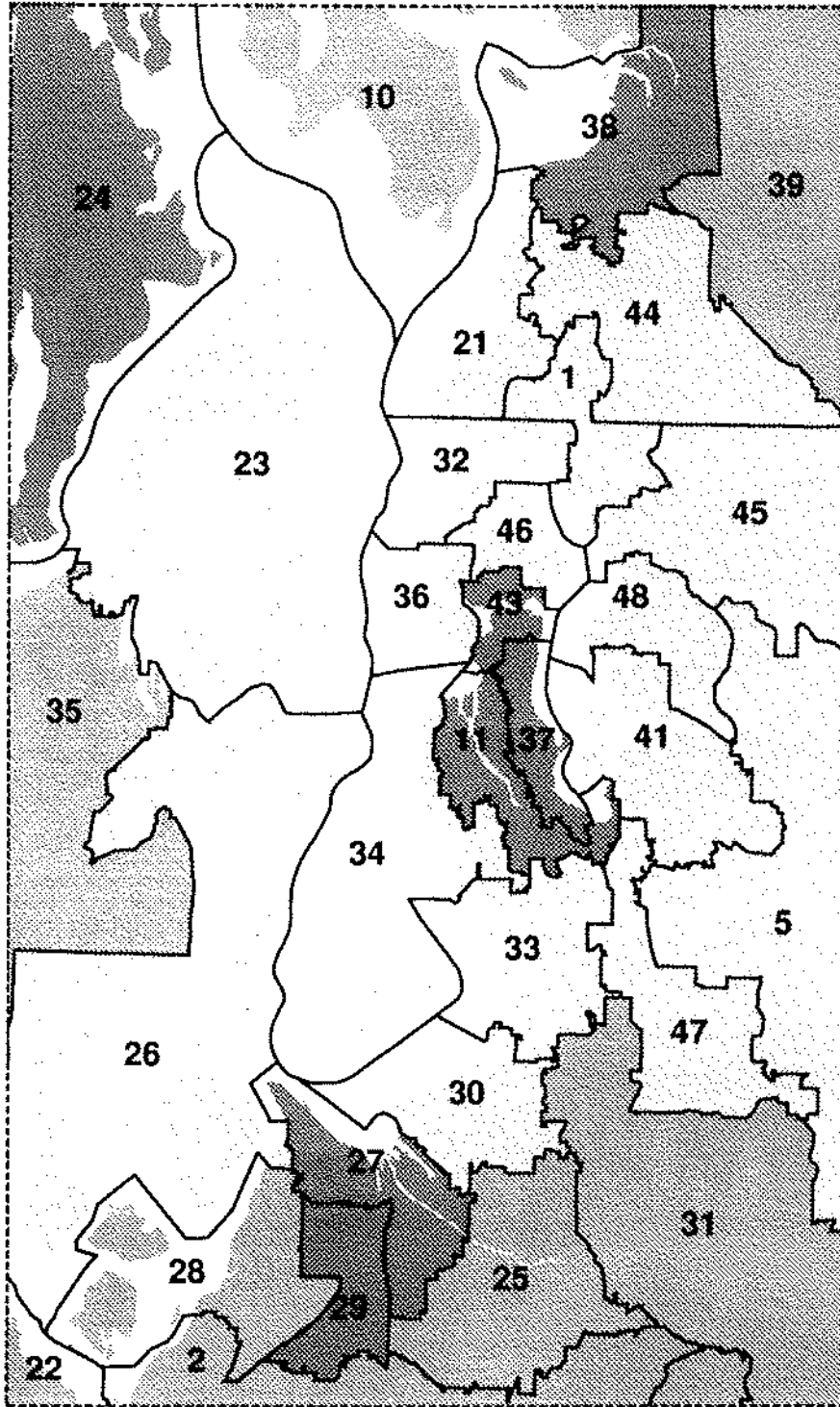
Source: DSHS Office of Research & Data Analysis - Needs Assessment Database FY 1992

Mental Health Division Clients by Washington State Legislative Districts



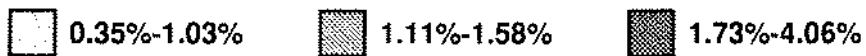
Source: DSHS Office of Research & Data Analysis - Needs Assessment Database FY 1992

Mental Health Division Clients by Washington State Legislative Districts (Puget Sound Enlargement)



Clients as a Percentage of District Population

(breaks based on 1/2 standard deviation above and below the mean)



Data Tables

Washington State Legislative District Data Tables

State Total.....	34
District 1.....	36
District 2.....	38
District 3.....	40
District 4.....	42
District 5.....	44
District 6.....	46
District 7.....	48
District 8.....	50
District 9.....	52
District 10.....	54
District 11.....	56
District 12.....	58
District 13.....	60
District 14.....	62
District 15.....	64
District 16.....	66
District 17.....	68
District 18.....	70
District 19.....	72
District 20.....	74
District 21.....	76
District 22.....	78
District 23.....	80
District 24.....	82
District 25.....	84
District 26.....	86
District 27.....	88
District 28.....	90
District 29.....	92
District 30.....	94
District 31.....	96
District 32.....	98
District 33.....	100
District 34.....	102
District 35.....	104
District 36.....	106
District 37.....	108
District 38.....	110
District 39.....	112
District 40.....	114
District 41.....	116
District 42.....	118
District 43.....	120
District 44.....	122
District 45.....	124
District 46.....	126
District 47.....	128
District 48.....	130
District 49.....	132
District Unknown.....	134

Service costs in \$ thousands. Client counts rounded to nearest multiple of five.

State Total	Use Rate (%)	Total Clients	Total Service Cost (\$000's)	Age 0-17 Clients	Age 0-17 Service Cost (\$000's)	Age 18-64 Clients	Age 18-64 Service Cost (\$000's)	Age Over 64 Clients	Age Over 64 Service Cost (\$000's)
1992 Est. Pop. 5,116,720									
AASA	1.10	56,140	486,305	185	886	14,075	81,492	41,265	463,785
Case Mgt & Assmt	0.35	17,795	1,076	50	3	6,530	604	11,190	468
Chore Services	0.24	12,430	24,576	50	104	3,145	8,020	9,230	16,450
Personal Care	0.32	16,225	60,449	75	219	6,315	22,852	9,825	37,361
Adult Family Home	0.03	1,525	1,691	5	4	1,055	1,318	460	369
Congregate Care	0.06	3,135	4,987	10	16	1,330	2,127	1,795	2,844
Nursing Home	0.50	25,825	391,011	20	535	3,200	45,909	22,600	344,547
APS-Adult Prot	0.07	3,350	610	25	6	915	1,600	1,825	344
DASA	0.76	38,780	39,466	4,145	4,093	34,205	34,989	395	376
Detoxification	0.15	7,660	7,757	45	33	7,420	7,443	190	281
ADATSA Assessment	0.24	12,420	2,185	55	9	12,340	2,172	20	3
Residential Tx	0.16	7,965	14,620	845	3,054	7,105	11,548	10	12
Outpatient Tx	0.49	25,040	10,175	3,350	800	21,495	9,303	200	71
Methadone Tx	0.02	1,080	1,050	0	0	1,070	1,042	10	8
ADATSA Stipend	0.12	6,010	3,477	10	3	5,995	3,472	5	2
DCFS	2.73	139,690	147,575	121,960	141,623	14,405	4,974	130	94
CPS Acc Ref-Chld	1.50	76,665	11,446	74,540	11,152	285	42	0	0
Family Rec Serv	0.16	8,270	8,277	7,690	7,831	235	237	10	11
First Steps	0.25	12,720	0	1,960	0	10,725	0	20	0
Home Services	0.07	3,370	1,291	1,735	716	1,325	402	5	1
Interim Care	0.04	2,130	4,610	2,070	4,307	45	86	0	4
Foster Care	0.40	20,690	53,963	18,535	50,994	1,570	2,803	55	27
Group TX Care	0.03	1,540	22,080	1,450	21,234	80	815	0	25
Adoption	0.06	2,930	9,702	2,840	9,402	85	295	5	5
Emp/Tmg CC-Chld	0.50	25,570	25,900	25,035	25,682	460	178	35	18
Therapy CC-Child	0.16	8,400	9,992	8,140	9,791	130	115	10	2
DDD	0.38	19,555	297,370	7,380	12,941	11,645	278,673	525	5,748
Case Management	0.34	17,210	0	6,985	0	9,790	0	440	0
RHC-Res Hab Ctr	0.03	1,595	175,961	65	6,261	1,500	166,584	30	3,117
Comm Residential	0.07	3,690	89,153	35	1,077	3,570	86,187	90	1,888
Emp & Training	0.09	4,775	18,555	30	24	4,595	18,036	150	495
Family Support	0.04	1,985	5,263	1,695	4,615	280	640	5	4
Prof Services	0.02	1,230	1,673	315	690	900	974	15	8
Supplemental Community	0.04	1,980	6,165	85	275	1,860	5,791	35	98
DIA	13.32	681,665	936,059	316,520	304,676	337,125	414,355	27,235	16,972
Regular AFDC	5.76	294,665	433,304	192,940	284,689	101,670	148,578	50	37
Employable AFDC	1.98	101,350	90,341	56,830	50,243	44,505	40,088	15	10
JA ChildCare-Chld	0.64	32,500	24,757	31,545	24,463	840	244	50	18
JOBS	0.70	35,785	16,573	835	335	34,945	16,235	5	3
Pregnancy Grant	0.13	6,730	5,636	845	684	5,880	4,931	0	2
GA-U and GA-X	0.75	38,575	53,668	120	52	38,275	53,403	175	214
Aged,Blind,Disbl	1.46	74,840	24,053	5,390	1,017	49,700	16,151	19,715	6,880
Food Assistance	11.96	611,785	281,149	293,225	142,863	301,550	128,539	16,785	9,729
Refugee Grant	0.08	4,105	4,532	555	308	3,410	4,150	140	73
DJR	0.05	2,515	44,024	1,840	32,142	670	11,882	0	0
Parole	0.02	1,075	3,672	655	2,334	420	1,338	0	0
Community Placmt	0.02	780	8,358	575	5,625	205	2,733	0	0
DJR Institutions	0.03	1,555	31,239	1,230	23,577	325	7,683	0	0
DJR Special TX	0.01	410	735	330	605	85	129	0	0
MAA	13.33	681,925	942,287	335,465	247,084	288,375	608,914	55,190	86,286
Eligible No Sve	1.74	89,160	0	53,005	0	31,080	0	2,180	0
Hosp Inpatient	1.35	69,130	326,825	11,915	80,216	48,670	233,375	8,545	13,234
ER-Optpt & Physn	4.15	212,120	47,658	108,055	17,836	100,895	29,499	3,170	323
Hosp Outpatient	3.12	159,760	69,041	42,770	13,112	99,955	50,269	17,035	5,659
Physician&Clinic	9.17	469,250	171,945	217,875	48,814	213,530	118,888	37,849	4,243
Psych Services	0.28	14,110	3,599	2,365	1,067	11,055	2,496	695	36
Prescriptions	9.00	460,625	133,932	203,985	16,644	208,930	79,931	47,710	37,356
Dental Care	3.74	191,550	37,638	93,640	12,923	85,760	21,804	12,145	2,911
Other Medical	5.80	296,900	106,168	96,110	36,876	170,525	38,759	30,260	10,533
EPSDT	2.26	115,675	7,601	98,050	6,608	17,605	992	20	2
HMOs	0.45	23,210	20,366	14,615	12,980	8,590	7,382	5	4
Medicare Part B	1.17	59,700	17,514	25	6	18,630	5,521	41,945	11,986
DOBA	0.62	31,965	5,850	12,160	1,430	18,055	4,319	1,740	101
Case Management	0.62	31,795	1,472	12,060	566	17,985	817	1,740	89
ESL Training	0.04	2,180	635	5	1	2,150	628	20	6
Employment Ser	0.07	3,615	2,322	30	10	3,575	2,306	10	6
Unaccompanied Minors	0.00	180	1,421	105	853	75	568	0	0
DVR	0.47	24,265	36,967	205	154	24,010	36,750	50	63
Regular Case Mgt	0.46	23,555	21,559	205	110	23,300	21,404	50	44
SE Case Mgt	0.01	725	646	0	0	725	646	0	0
Assess Job Skill	0.03	1,775	883	5	3	1,770	880	0	0
Medical/Psych Tx	0.21	10,740	3,237	110	29	10,610	3,202	20	7
Training & Educ	0.11	5,655	5,992	10	8	5,635	5,980	10	4
Personal Support	0.10	5,125	2,602	15	1	5,110	2,596	5	5
Work Support	0.07	3,665	1,982	10	3	3,590	1,975	5	3
MHD	1.36	69,755	296,931	17,290	43,283	43,895	216,204	8,510	37,244
Case Management	0.50	25,535	52,983	6,090	10,473	14,355	35,860	5,080	6,623
Cnsis Services	0.37	18,720	6,577	3,130	1,604	14,005	4,397	1,565	523
CMHC Intake	0.51	26,150	4,103	9,065	1,316	13,880	2,091	3,185	678
Outpatient Tx	0.85	43,340	40,805	12,870	13,616	27,025	24,691	3,405	2,455
Medication Mgt	0.41	21,185	6,880	1,340	178	16,825	5,856	3,010	834
Day Treatment	0.20	9,990	29,338	2,050	9,570	6,820	17,122	1,110	2,636
State Institutions	0.09	4,720	130,411	25	150	4,035	107,397	660	22,826
CSTC	0.00	120	4,940	115	4,878	5	62	0	0
ITA-Comm Hosp	0.08	3,900	6,583	260	1,457	3,365	5,007	280	119
Adit Res Tx Fac	0.00	110	1,395	0	0	110	1,371	5	24
DSHS Agency Total	18.52	947,750	1,232,834	444,855	988,311	425,890	1,692,552	69,530	550,669

Service costs in \$ thousands. Client counts rounded to nearest multiple of five.

White (NonHisp.) Clients	White (NonHisp.) Service Cost (\$000's)	Black (NonHisp.) Clients	Black (NonHisp.) Service Cost (\$000's)	Indian (NonHisp.) Clients	Indian (NonHisp.) Service Cost (\$000's)	Asian (NonHisp.) Clients	Asian (NonHisp.) Service Cost (\$000's)	Hispanic Clients	Hispanic Service Cost (\$000's)	Unknown Race Clients	Unknown Race Service Cost (\$000's)
49,810	445,033	1,870	12,993	830	5,318	1,360	12,876	925	5,353	1,340	4,731
15,685	947	735	50	415	26	375	25	439	20	155	8
11,005	21,533	485	898	270	547	140	361	325	862	205	374
13,780	49,032	815	3,297	315	1,165	830	4,974	365	1,476	115	505
1,420	1,537	55	96	15	6	15	15	15	29	5	9
2,915	4,633	95	146	35	55	15	37	30	53	35	63
24,300	365,355	485	8,260	250	3,495	390	7,403	195	2,890	200	3,610
2,345	403	120	29	45	7	35	8	35	5	765	158
29,440	29,752	4,045	4,579	2,740	3,040	325	273	2,110	1,731	125	91
5,730	5,459	855	975	665	871	30	59	465	386	10	7
9,155	1,602	1,880	343	915	159	55	159	390	67	30	5
5,980	10,988	965	1,735	695	1,244	25	51	285	570	20	32
19,200	8,320	2,465	716	1,535	477	260	108	1,530	539	55	14
805	817	175	141	20	24	35	37	45	32	0	0
4,360	2,468	930	601	480	262	20	10	215	133	5	3
90,460	97,080	10,810	17,673	5,900	9,797	2,645	2,161	15,650	13,456	14,220	7,408
52,815	7,974	5,805	951	3,305	528	1,695	238	3,145	470	9,895	1,284
6,400	6,707	620	543	175	187	150	150	290	276	640	413
9,150	0	520	0	345	0	355	0	2,165	0	190	0
2,595	964	230	117	295	84	30	11	185	101	35	14
1,650	3,739	220	420	85	150	35	70	90	124	55	107
13,510	35,090	2,965	7,745	2,085	6,063	405	1,076	1,120	2,872	610	1,116
1,215	17,479	140	2,176	100	1,352	20	300	60	682	5	91
1,670	6,283	285	925	100	374	20	59	130	418	725	1,643
11,445	12,055	1,880	2,706	490	452	160	163	9,425	8,003	2,170	2,522
6,010	6,526	1,190	2,076	520	583	85	95	455	496	145	217
17,090	272,193	785	7,409	360	2,532	410	2,186	570	3,634	340	2,416
15,105	0	720	0	345	0	390	0	530	0	120	0
1,505	165,881	40	4,252	10	1,088	10	1,157	20	2,560	10	1,023
3,460	83,643	75	2,182	50	1,078	25	668	45	636	35	944
4,490	17,398	100	517	65	230	55	153	60	248	5	10
1,660	4,568	75	172	35	77	40	91	45	137	135	218
1,095	1,447	55	88	10	16	15	38	20	15	35	70
1,805	5,733	50	164	30	43	20	63	35	25	40	138
489,275	667,496	56,615	92,899	24,920	39,232	37,835	62,176	64,255	69,298	8,770	4,958
209,440	304,013	33,160	51,521	13,910	21,111	16,070	26,016	21,850	30,308	235	336
75,170	66,011	4,605	4,117	4,055	3,734	6,635	7,335	10,565	8,771	320	373
21,300	16,370	3,155	3,134	835	534	420	360	1,530	1,032	5,260	3,327
27,555	12,795	3,340	1,558	1,055	410	1,585	871	2,220	933	25	19
5,315	4,465	555	436	240	202	230	197	385	333	3	3
30,105	42,867	3,290	4,759	1,135	1,503	2,025	2,876	1,590	1,572	430	91
57,035	17,126	4,710	1,501	1,985	594	7,545	3,602	2,785	982	780	247
441,470	201,024	52,280	25,395	22,610	11,080	32,815	17,846	61,475	25,298	1,130	566
1,300	1,303	260	296	0	0	2,485	2,875	15	11	50	47
1,515	26,387	540	10,318	130	2,291	70	1,184	225	3,368	35	476
630	2,173	260	833	50	175	25	175	90	311	25	86
490	5,432	130	1,502	45	398	25	265	80	703	10	58
900	18,238	580	7,892	85	1,676	40	816	140	2,306	10	331
275	544	70	91	25	41	5	9	35	48	5	2
491,740	718,406	51,730	68,742	23,990	34,209	38,400	48,841	72,400	67,209	3,670	4,880
60,495	0	8,315	0	3,200	0	3,870	0	12,810	0	465	0
51,300	243,955	4,560	26,353	2,645	14,079	2,920	14,079	7,400	26,325	300	2,036
152,630	35,137	18,390	4,534	9,000	2,099	5,780	1,223	25,690	4,529	635	135
119,185	51,472	13,895	6,133	4,995	2,259	7,770	4,229	13,085	4,583	825	365
337,240	123,587	32,710	11,200	17,725	8,381	30,715	11,594	48,380	16,419	2,480	764
11,930	3,106	870	231	275	73	620	103	355	72	60	15
338,730	109,682	31,615	6,498	14,000	2,573	29,735	9,074	44,475	5,461	2,070	645
143,350	28,485	14,065	2,364	4,875	928	13,435	3,236	14,910	2,426	915	289
227,100	85,638	19,285	7,884	9,360	2,904	16,120	3,714	23,795	5,522	1,245	506
77,445	5,157	10,460	719	3,160	193	6,240	426	17,760	1,062	620	44
19,260	16,758	2,305	2,301	570	485	595	533	455	378	20	12
52,450	15,431	2,130	624	790	234	2,325	643	1,495	432	505	149
6,985	1,071	1,100	338	10	0	23,475	4,417	70	9	325	14
6,985	294	1,100	47	10	0	23,310	1,114	70	3	325	13
635	201	210	73	0	0	1,330	359	5	1	0	0
945	576	275	218	0	0	2,390	1,523	5	5	0	1
0	0	0	0	0	0	180	1,421	0	0	0	0
20,500	31,536	1,495	2,062	625	890	320	545	905	1,289	410	645
19,875	18,319	1,455	1,223	610	555	315	300	890	792	405	369
640	562	45	43	10	11	15	11	15	11	0	1
1,435	732	175	79	50	18	35	20	55	25	25	10
9,045	2,756	625	168	290	82	155	45	430	122	185	65
4,890	5,194	290	277	115	105	85	99	185	191	90	126
4,385	2,272	315	100	130	67	50	28	175	92	65	41
3,015	1,640	290	161	85	50	55	35	120	55	45	32
58,460	254,008	3,100	18,978	1,840	5,845	1,815	6,100	3,705	9,902	835	2,997
21,120	44,179	1,375	2,837	690	1,287	1,005	1,791	1,235	2,595	110	293
15,800	5,480	1,010	311	570	182	300	116	950	324	95	165
22,220	3,494	845	129	640	98	535	89	1,845	265	65	28
36,475	34,800	1,770	1,875	1,150	953	1,310	1,024	2,460	1,981	175	172
18,140	5,908	1,020	419	380	114	875	229	695	176	80	33
8,515	24,533	695	2,032	250	948	165	388	320	1,314	40	122
4,070	113,908	360	9,600	80	1,702	80	1,888	100	2,526	25	786
100	4,072	10	498	5	251	0	4	5	115	0	0
2,735	4,864	335	576	65	170	95	214	140	374	530	384
100	1,292	5	38	5	26	5	38	0	1	0	0
674,565	2,542,963	68,120	235,991	32,025	103,153	46,405	140,761	99,030	175,249	27,605	27,716

Service costs in \$ thousands. Client counts rounded to nearest multiple of five.

District 1	Use Rate (%)	Rank	Total Clients	Total Service Cost (\$000's)	Age 0-17 Clients	Age 0-17 Service Cost (\$000's)	Age 18-64 Clients	Age 18-64 Service Cost (\$000's)	Age Over 64 Clients	Age Over 64 Service Cost (\$000's)
1992 Est.Pop. 103,423										
AASA	0.44	44	450	4,603	0	0	105	736	350	3,847
Case Mgt & Assmt	0.11	43	115	7	0	0	45	5	70	2
Chore Services	0.10	40	100	173	0	0	30	70	70	103
Personal Care	0.12	45	125	492	0	0	50	239	75	253
Adult Family Home	0.01	36	30	11	0	0	5	1	5	10
Congregate Care	0.03	32	30	45	0	0	5	16	20	28
Nursing Home	0.23	43	240	3,851	0	0	25	410	210	3,441
APS-Adult Prot	0.02	44	20	3	0	0	5	1	10	2
DASA	0.23	47	240	196	30	36	210	158	5	1
Detoxification	0.04	42	40	32	0	0	40	32	0	0
ADATSA Assessmnt	0.10	40	105	18	0	0	105	18	0	0
Residential Tx	0.03	45	25	64	10	33	15	30	0	0
Outpatient Tx	0.16	48	170	72	20	3	145	67	5	1
Methadone Tx	0.01	16	10	8	0	0	10	8	0	0
ADATSA Stipend	0.00	44	5	2	0	0	5	2	0	0
DCFS	1.38	41	1,425	1,200	1,260	1,144	110	45	0	0
CPS Acc Ref-Chld	0.97	39	1,005	152	960	146	5	1	0	0
Family Rec Serv	0.10	37	105	69	85	61	5	4	0	0
First Steps	0.10	40	100	0	15	0	85	0	0	0
Home Services	0.01	38	10	5	5	2	0	2	0	0
Interim Care	0.01	39	5	15	5	15	0	0	0	0
Foster Care	0.13	46	130	353	115	320	10	32	0	0
Group TX Care	0.01	35	10	286	10	286	0	0	0	0
Adoption	0.03	37	25	80	20	74	5	6	0	0
Emp/Tmg CC-Child	0.12	47	125	153	120	153	5	0	0	0
Therapy CC-Child	0.08	43	85	87	85	85	0	0	0	0
DDD	0.24	42	245	892	140	207	105	692	0	0
Case Management	0.23	42	240	0	135	0	105	0	0	0
RHC-Res Hab Ctr	0.00	13	0	0	0	0	0	0	0	0
Comm Residential	0.02	42	15	588	5	124	15	464	0	0
Emp & Training	0.05	40	50	167	0	0	50	167	0	0
Family Support	0.04	17	40	70	35	62	5	8	0	0
Prof Services	0.01	37	10	22	5	11	5	11	0	0
Supplemental Community	0.01	41	15	31	5	10	10	41	0	0
DIA	4.82	45	4,985	6,991	2,275	3,552	2,440	3,230	270	209
Regular AFDC	2.24	43	2,310	3,431	1,435	2,115	875	1,316	0	0
Employable AFDC	0.57	44	590	557	325	299	265	238	0	0
IA ChildCare-Chd	0.18	46	185	174	175	169	10	5	0	0
JOBS	0.25	43	255	129	0	0	255	129	0	0
Pregnancy Grant	0.06	42	60	46	5	3	55	43	0	0
GA-U and GA-X	0.29	45	300	427	0	0	300	423	5	4
Aged,Blind,Disbl	0.56	46	580	269	45	14	330	138	200	118
Food Assistance	4.19	45	4,335	1,912	2,060	946	2,125	880	150	86
Refugee Grant	0.06	20	60	61	10	6	50	53	0	2
DJR	0.03	30	35	520	20	388	15	132	0	0
Parole	0.02	11	20	60	10	20	10	40	0	0
Community Placmnt	0.01	22	10	63	10	47	0	16	0	0
DJR Institutions	0.02	24	20	381	15	306	5	75	0	0
DJR Special TX	0.01	6	5	16	5	15	0	1	0	0
MAA	5.31	45	5,495	8,374	2,545	2,427	2,350	5,223	550	724
Eligible No Svc	0.72	44	745	0	415	0	225	0	20	0
Hosp Inpatient	0.62	44	640	3,413	100	1,213	455	2,074	85	126
ER,Outpt & Physn	1.40	45	1,450	348	680	121	730	222	45	5
Hosp Outpatient	1.42	44	1,465	626	390	131	940	453	135	42
Physician&Clinic	3.72	44	3,850	1,536	1,680	369	1,810	1,119	360	48
Psych Services	0.15	39	160	75	45	36	110	39	5	0
Prescriptions	3.53	45	3,650	1,031	1,475	150	1,700	591	475	290
Dental Care	1.53	45	1,580	307	700	97	715	176	165	33
Other Medical	2.15	45	2,225	768	540	220	1,385	477	300	71
EPSTDJ	0.92	42	950	68	750	57	205	12	0	0
HMOs	0.06	34	65	51	45	32	25	19	0	0
Medicare Part B	0.50	45	520	149	0	0	145	40	375	108
DORA	0.40	23	420	65	145	27	245	36	30	2
Case Management	0.40	23	415	18	140	6	245	10	30	2
ESL Training	0.01	26	10	5	0	0	10	5	0	0
Employment Ser	0.06	20	60	22	0	1	55	21	0	0
Unaccompanied Minors	0.00	8	0	20	0	20	0	0	0	0
DVR	0.25	44	260	409	0	1	260	407	0	0
Regular Case Mgt	0.24	44	250	235	0	1	250	233	0	0
SE Case Mgt	0.01	21	10	11	0	0	10	11	0	0
Assess Job Skill	0.03	18	25	13	0	0	25	13	0	0
Medical/Psych Tx	0.11	44	115	52	0	0	115	52	0	0
Training & Educ	0.06	43	60	46	0	0	60	46	0	0
Personal Support	0.05	43	45	29	0	0	45	29	0	0
Work Support	0.04	35	40	23	0	0	40	23	0	0
MHD	0.63	42	655	1,700	185	433	415	1,144	50	123
Case Management	0.16	44	170	480	35	59	110	399	25	21
Crisis Services	0.11	38	115	34	10	4	100	28	5	1
CMHC Intake	0.31	35	315	44	100	15	190	27	30	5
Outpatient Tx	0.50	39	515	504	160	186	310	301	40	17
Medication Mgt	0.15	45	155	40	5	1	135	36	15	3
Day Treatment	0.04	46	45	153	15	74	30	75	5	4
State Institutions	0.02	45	20	339	0	0	15	268	5	71
CSTC	0.00	6	0	19	0	19	0	0	0	0
ITA-Comm Hosp	0.03	38	25	88	10	78	15	9	0	1
Adlt Res Tx Fac	0.00	7	0	0	0	0	0	0	0	0
DSHS Agency Total	7.80	45	8,070	24,957	3,850	8,215	3,465	11,823	645	4,906

Service costs in \$ thousands. Client counts rounded to nearest multiple of five.

White (NonHisp.) Clients	White (NonHisp.) Service Cost (\$000's)	Black (NonHisp.) Clients	Black (NonHisp.) Service Cost (\$000's)	Indian (NonHisp.) Clients	Indian (NonHisp.) Service Cost (\$000's)	Asian (NonHisp.) Clients	Asian (NonHisp.) Service Cost (\$000's)	Hispanic Clients	Hispanic Service Cost (\$000's)	Unknown Race Clients	Unknown Race Service Cost (\$000's)
440	4,439	5	32	0	7	10	81	5	44	0	0
110	7	0	0	0	0	5	0	0	0	0	0
95	169	0	0	0	2	0	0	0	2	0	0
115	405	0	9	0	0	10	64	0	14	0	0
10	11	0	0	0	0	0	0	0	0	0	0
30	45	0	0	0	0	0	0	0	0	0	0
235	3,778	0	23	0	5	0	17	0	28	0	0
20	3	0	0	0	0	0	0	0	0	0	0
220	180	5	4	5	1	0	3	5	8	0	0
40	31	0	0	0	0	0	1	0	0	0	0
100	18	0	0	0	0	0	0	0	0	0	0
25	54	0	2	0	0	0	0	0	8	0	0
160	68	5	1	0	0	0	2	0	0	0	0
10	7	0	1	0	0	0	0	0	0	0	0
5	2	0	0	0	0	0	0	0	0	0	0
1,070	962	70	39	25	48	50	37	30	29	185	73
775	118	50	8	15	3	30	4	15	2	120	18
85	56	10	7	0	0	5	2	5	3	0	0
80	0	0	0	5	0	5	0	0	0	5	0
10	4	0	0	0	1	0	0	0	0	0	0
5	13	0	0	0	0	0	2	0	0	0	0
85	234	10	13	10	42	10	35	5	22	10	7
10	286	0	0	0	0	0	0	0	0	0	0
15	61	5	8	0	0	0	0	0	0	10	11
85	110	0	0	5	2	5	5	0	1	30	35
75	80	5	3	0	0	0	0	5	2	5	2
220	881	0	0	5	1	10	9	0	0	5	7
220	0	0	0	5	0	10	0	0	0	0	0
0	0	0	0	0	0	0	0	0	0	0	0
15	588	0	0	0	0	0	0	0	0	0	0
45	163	0	0	0	0	5	5	0	0	0	0
35	37	0	0	0	1	0	4	0	0	5	7
10	22	0	0	0	0	0	0	0	0	0	0
15	51	0	0	0	0	0	0	0	0	0	0
4,175	5,858	195	321	35	48	395	599	115	126	75	40
1,990	2,947	120	179	15	24	145	229	40	52	0	0
490	425	30	39	5	4	45	62	20	15	0	2
130	132	5	7	0	0	5	4	5	3	35	27
220	111	15	7	0	1	15	9	5	1	0	0
55	43	0	0	0	1	0	1	0	1	0	0
250	359	10	15	0	0	30	42	5	10	0	0
440	183	5	2	5	4	95	68	15	7	15	6
3,705	1,618	175	81	30	13	320	160	95	37	10	4
35	37	0	0	0	0	25	24	0	0	0	0
25	444	5	36	0	30	0	11	0	0	0	0
15	47	5	9	0	4	0	0	0	0	0	0
5	34	0	9	0	16	0	4	0	0	0	0
15	348	0	17	0	9	0	7	0	0	0	0
5	15	0	0	0	1	0	0	0	0	0	0
4,645	7,273	190	229	50	95	405	511	150	188	55	78
625	0	30	0	5	0	50	0	25	0	5	0
545	3,005	15	74	10	39	40	172	25	88	5	35
1,240	300	85	26	15	4	60	10	45	8	10	1
1,250	546	45	13	15	7	100	47	45	10	10	2
3,200	1,307	135	42	40	22	330	112	105	40	40	13
135	66	5	1	0	1	5	4	5	3	5	1
3,080	894	120	20	35	6	295	84	85	16	30	11
1,315	251	55	10	15	3	145	33	35	7	10	3
1,860	676	80	29	30	10	180	33	55	11	25	9
790	58	45	3	15	1	55	4	35	2	15	1
55	40	10	9	0	1	0	0	0	0	0	0
460	131	5	2	0	0	40	11	5	2	5	2
185	25	5	0	0	0	220	40	0	0	0	0
185	8	5	0	0	0	220	10	0	0	0	0
5	2	0	0	0	0	5	4	0	0	0	0
40	15	0	0	0	0	20	6	0	0	0	0
0	0	0	0	0	0	0	20	0	0	0	0
235	367	5	5	5	8	0	1	5	6	15	22
225	212	5	4	5	2	0	0	5	3	15	13
10	9	0	0	0	0	0	0	0	2	0	0
25	12	0	0	0	1	0	0	0	0	0	0
95	45	0	0	0	4	0	0	5	0	10	2
55	40	0	0	0	0	0	0	0	1	5	4
45	28	0	0	0	0	0	0	0	0	0	1
35	21	0	0	0	0	0	0	0	0	0	1
550	1,548	15	23	10	31	15	19	55	76	5	3
150	432	5	8	5	19	5	2	5	18	0	0
90	26	5	1	0	0	5	1	15	5	0	0
265	37	10	1	5	0	10	1	30	4	0	0
440	444	10	8	10	10	15	13	40	28	0	1
125	35	0	0	5	1	5	2	15	2	0	0
45	150	0	1	0	0	0	1	0	1	0	0
15	327	0	3	0	0	0	0	0	9	0	0
0	10	0	0	0	0	0	0	0	8	0	0
20	86	0	0	0	0	0	0	0	0	5	1
0	0	0	0	0	0	0	0	0	0	0	0
6,645	21,978	285	691	80	268	515	1,320	240	477	310	222

Service costs in \$ thousands. Client counts rounded to nearest multiple of five.

District 2 1992 Est. Pop. 108,675	Use Rate (%)	Rank	Total Clients	Total Service Cost (\$000's)	Age 0-17 Clients	Age 0-17 Service Cost (\$000's)	Age 18-64 Clients	Age 18-64 Service Cost (\$000's)	Age Over 64 Clients	Age Over 64 Service Cost (\$000's)
AASA	0.46	42	500	2,721	0	2	245	888	250	1,831
Case Mgt & Assmt	0.19	36	295	22	0	0	125	16	80	6
Chore Services	0.11	39	120	283	0	2	45	138	75	123
Personal Care	0.19	38	260	860	0	0	105	441	95	419
Adult Family Home	0.03	17	30	15	0	0	25	14	5	1
Congregate Care	0.04	27	45	68	0	0	25	41	20	28
Nursing Home	0.10	49	105	1,441	0	0	20	211	85	1,230
APS-Adult Prot	0.03	32	35	6	0	0	10	2	20	4
DASA	0.40	39	430	370	75	80	350	289	5	1
Detoxification	0.05	35	55	43	0	0	55	43	0	0
ADATSA Assessmnt	0.12	35	125	24	0	0	125	24	0	0
Residential Tx	0.07	36	70	142	15	63	60	79	0	0
Outpatient Tx	0.30	36	330	141	60	17	265	123	0	0
Methodone Tx	0.01	16	15	17	0	0	15	17	0	0
ADATSA Stipend	0.01	40	5	3	0	0	5	3	0	0
DCFS	2.56	23	2,785	2,727	2,625	2,671	120	49	0	0
CPS Acc Ref-Chld	1.83	16	1,990	294	1,960	289	5	0	0	0
Family Rec Serv	0.18	18	180	178	185	174	5	2	0	0
First Steps	0.10	40	110	0	25	0	85	0	0	0
Home Services	0.02	33	20	9	15	7	5	2	0	0
Interim Care	0.06	12	70	182	65	176	5	7	0	0
Foster Care	0.33	28	365	1,183	340	1,146	20	37	0	0
Group TX Care	0.01	35	10	165	10	165	0	0	0	0
Adoption	0.06	15	70	245	70	245	0	0	0	0
Emp/Trng CC-Chld	0.26	27	280	324	275	323	5	1	0	0
Therapy CC-Chld	0.12	31	125	147	125	145	0	0	0	0
DDI	0.38	18	415	2,026	235	226	165	1,781	10	19
Case Management	0.34	29	370	0	205	0	155	0	10	0
RHC-Res Hab Ctr	0.00	13	0	13	0	7	0	7	0	0
Comm Residential	0.04	35	40	1,251	0	0	40	1,251	0	0
Emp & Training	0.05	40	60	335	0	0	60	329	0	6
Family Support	0.09	1	100	199	80	162	20	34	0	3
Prof Services	0.02	16	20	26	15	17	10	9	0	0
Supplemental Community	0.01	41	15	163	0	40	15	123	0	0
DIA	12.02	23	13,065	17,126	6,645	9,681	6,100	7,218	325	227
Regular AFDC	5.45	23	5,920	8,583	3,875	5,633	2,045	2,950	0	0
Employable AFDC	1.68	26	1,820	1,608	960	831	860	777	0	0
IA Child Care-Chd	0.48	30	525	365	510	359	15	4	0	2
JOBS	0.54	29	590	246	15	4	575	242	0	0
Pregnancy Grant	0.12	23	125	103	15	10	115	93	0	0
GA-U and GA-X	0.46	37	495	562	0	0	495	561	0	1
Aged, Blind, Disabl	1.13	30	1,225	514	175	45	805	361	245	108
Food Assistance	10.71	26	11,640	5,105	6,060	2,791	5,385	2,198	195	116
Refugee Grant	0.03	30	35	26	15	7	20	19	0	0
DJR	0.03	30	30	519	20	262	10	257	0	0
Parole	0.01	26	15	50	5	30	5	21	0	0
Community Placmnt	0.01	22	10	119	5	66	5	53	0	0
DJR Institutions	0.01	41	15	335	10	159	5	175	0	0
DJR Special TX	0.00	33	5	15	0	7	0	9	0	0
MAA	10.68	27	11,610	14,842	6,260	4,382	4,880	9,755	460	705
Eligible No Sec	1.58	22	1,720	0	1,090	0	600	0	20	0
Hosp Inpatient	1.01	31	1,095	5,281	240	1,488	785	3,700	70	93
ER- Outpt & Physn	3.20	28	3,480	776	1,735	289	1,720	486	30	2
Hosp Outpatient	2.41	30	2,625	1,351	770	305	1,700	995	150	51
Physician & Clinic	7.43	27	8,080	3,113	4,115	979	3,620	2,096	350	38
Psych Services	0.22	22	235	57	60	19	160	37	10	1
Prescriptions	7.16	27	7,780	1,910	3,825	345	3,580	1,242	375	323
Dental Care	3.30	27	3,580	683	1,935	264	1,555	384	90	36
Other Medical	4.17	32	4,530	1,266	1,480	502	2,800	700	245	63
EPSDT	2.21	22	2,395	164	2,090	146	305	18	0	0
HMOs	0.06	34	70	62	50	45	20	16	0	0
Medicare Part B	0.56	42	610	179	0	0	270	80	340	99
DCORA	0.10	38	105	29	50	13	50	16	5	0
Case Management	0.10	38	105	5	50	2	50	2	5	0
ESL Training	0.01	26	5	1	0	0	5	1	0	0
Employment Ser	0.01	36	15	9	0	1	10	8	0	0
Unaccompanied Minors	0.00	8	0	14	0	10	0	4	0	0
DVR	0.29	42	320	472	5	5	315	468	0	0
Regular Case Mgt	0.29	40	315	296	5	3	315	294	0	0
SE Case Mgt	0.00	43	5	2	0	0	5	2	0	0
Assess Job Skill	0.01	45	10	6	0	0	10	6	0	0
Medical/Psych Tx	0.13	40	140	40	0	1	140	39	0	0
Training & Educ	0.08	36	85	68	0	0	80	67	0	0
Personal Support	0.08	24	90	40	0	0	85	39	0	0
Work Support	0.04	35	45	21	0	1	40	20	0	0
MHID	1.11	30	1,205	5,067	480	293	650	3,383	80	691
Case Management	0.30	37	330	804	140	198	160	559	35	47
Crisis Services	0.26	25	285	66	45	25	220	39	15	2
CMHC Intake	0.52	22	570	75	260	32	280	37	30	7
Outpatient Tx	0.78	26	850	774	390	412	415	330	45	23
Medication Mgt	0.29	35	315	85	40	6	245	73	30	5
Day Treatment	0.14	31	150	412	30	191	115	267	5	14
State Institutions	0.08	19	85	2,344	0	0	65	1,774	20	569
CSTC	0.00	6	5	189	5	189	0	0	0	0
FFA-Comm Hosp	0.04	30	45	43	0	0	40	43	0	0
Adlt Res Tx Fac	0.00	7	5	49	0	0	5	49	0	0
DSHS Agency Total	15.70	26	17,065	45,898	9,215	18,312	7,205	24,104	590	3,475

Service costs in \$ thousands. Client counts rounded to nearest multiple of five.

White (NonHisp.) Clients	White (NonHisp.) Service Cost (\$000's)	Black (NonHisp.) Clients	Black (NonHisp.) Service Cost (\$000's)	Indian (NonHisp.) Clients	Indian (NonHisp.) Service Cost (\$000's)	Asian (NonHisp.) Clients	Asian (NonHisp.) Service Cost (\$000's)	Hispanic Clients	Hispanic Service Cost (\$000's)	Unknown Race Clients	Unknown Race Service Cost (\$000's)
460	2,528	15	40	0	2	15	117	10	27	5	6
185	20	10	2	0	0	5	0	5	1	0	0
105	258	5	11	0	2	0	8	0	4	0	0
185	779	5	20	0	0	5	34	5	21	0	6
30	15	0	0	0	0	0	0	0	0	0	0
45	65	0	1	0	0	0	0	0	2	0	0
100	1,366	0	1	0	0	5	74	0	0	0	0
35	6	0	0	0	0	0	0	0	0	0	0
360	326	35	25	15	7	5	1	10	11	0	0
45	38	5	4	0	0	0	1	0	0	0	0
115	21	10	2	5	1	0	0	0	0	0	0
65	128	5	5	5	4	0	0	0	6	0	0
270	121	30	12	15	3	5	0	10	4	0	0
10	16	0	1	0	0	0	0	0	0	0	0
5	3	0	0	0	0	0	0	0	0	0	0
2,080	2,074	285	264	60	114	70	74	50	57	250	143
1,500	227	185	25	30	6	55	8	30	5	190	24
160	158	20	11	0	0	5	4	5	2	5	3
95	0	0	0	0	0	0	0	5	0	0	0
20	8	0	1	0	0	0	0	0	0	0	0
55	142	10	31	0	0	5	7	0	2	0	0
270	882	45	124	25	97	10	41	10	34	5	5
10	164	0	0	0	1	0	0	0	0	0	0
45	157	5	10	0	0	0	6	0	8	15	63
180	205	50	58	5	4	5	6	5	3	35	48
105	132	5	4	10	7	0	2	5	2	0	0
350	1,816	30	106	5	0	5	5	10	2	15	97
325	0	25	0	5	0	5	0	10	0	0	0
0	7	0	7	0	0	0	0	0	0	0	0
40	1,108	0	75	0	0	0	0	0	0	0	69
55	317	0	15	0	0	0	3	0	0	0	0
75	160	5	7	0	0	0	2	0	2	15	29
20	24	0	2	0	0	0	0	0	0	0	0
15	163	0	0	0	0	0	0	0	0	0	0
10,725	14,305	1,285	1,601	150	243	420	548	380	365	105	63
4,895	7,133	650	907	80	141	160	226	130	171	0	3
1,610	1,430	90	74	20	20	65	54	30	30	0	0
365	257	60	43	0	0	5	9	5	3	85	53
480	195	65	30	10	2	20	11	15	7	0	0
115	97	5	2	0	1	0	2	0	1	0	0
435	505	20	16	10	7	20	20	10	14	0	0
1,050	432	55	19	15	5	85	49	15	7	5	2
9,585	4,226	1,215	509	130	68	350	168	350	131	10	3
25	17	0	1	0	0	5	8	0	0	0	0
25	414	5	22	0	48	0	25	0	2	0	0
10	35	0	12	0	0	0	4	0	0	0	0
10	100	0	0	0	0	0	18	0	0	0	0
10	266	0	11	0	48	0	0	0	9	0	0
0	13	0	0	0	0	0	3	0	0	0	0
9,810	12,601	905	1,172	160	246	415	460	290	338	35	25
1,375	0	215	0	10	0	55	0	60	0	5	0
965	4,347	65	579	15	90	25	116	25	145	5	4
3,005	669	255	59	65	16	65	10	85	21	5	1
2,290	1,138	160	81	35	24	80	60	50	47	5	2
6,920	2,691	515	181	130	62	305	102	180	70	30	8
210	54	10	2	0	0	5	1	5	0	0	0
6,705	1,696	495	82	100	19	300	87	160	23	20	2
3,085	589	215	35	65	12	130	34	75	11	10	2
3,880	1,069	310	125	70	21	160	31	95	15	10	4
1,985	138	230	15	25	1	75	4	70	5	15	1
55	45	10	10	0	0	5	6	0	0	0	0
560	165	10	3	0	0	30	7	5	1	5	1
35	5	0	1	0	0	70	23	0	0	0	0
35	1	0	0	0	0	70	4	0	0	0	0
5	1	0	0	0	0	0	1	0	0	0	0
5	3	0	1	0	0	10	5	0	0	0	0
0	0	0	0	0	0	0	14	0	0	0	0
285	419	15	24	5	4	5	10	5	5	5	10
280	261	15	15	5	3	5	7	5	4	5	6
5	2	0	0	0	0	0	0	0	0	0	0
10	4	0	1	0	0	0	0	0	1	0	0
125	35	5	1	0	1	5	1	0	1	5	2
75	62	5	5	0	0	0	0	0	0	0	1
80	37	5	2	0	0	0	0	0	0	0	0
35	18	5	1	0	0	0	1	0	0	0	0
1,070	4,632	55	155	30	129	25	51	20	63	5	5
275	716	25	28	10	13	10	18	10	27	0	2
255	57	20	7	0	0	5	0	5	0	0	0
510	68	20	3	15	2	5	1	15	2	0	0
755	694	30	23	25	19	20	14	15	23	5	1
280	76	15	3	0	0	10	3	5	1	0	1
125	373	15	28	5	1	0	5	5	5	0	0
75	2,160	5	82	0	94	5	8	0	0	0	0
5	189	0	0	0	0	0	0	0	0	0	0
40	40	5	1	0	0	0	0	0	0	0	2
5	49	0	0	0	0	0	0	0	0	0	0
13,785	39,120	1,370	3,441	235	794	560	1,314	505	878	405	351

Service costs in \$ thousands. Client counts rounded to nearest multiple of five.

District 3	Use Rate (%)	Rank	Total Clients	Total Service Cost (\$000's)	Age 0-17 Clients	Age 0-17 Service Cost (\$000's)	Age 18-64 Clients	Age 18-64 Service Cost (\$000's)	Age Over 64 Clients	Age Over 64 Service Cost (\$000's)
1992 Est.Pop. 102,577										
AASA	2.61	1	2,675	18,392	10	32	745	3,984	1,860	14,369
Case Mgt & Assmt	1.14	1	1,165	48	5	0	410	27	750	21
Chore Services	0.69	1	710	1,320	0	2	145	299	560	1,019
Personal Care	0.77	1	795	2,965	5	28	355	1,220	435	1,717
Adult Family Home	0.08	2	85	40	0	0	55	29	30	11
Congregate Care	0.14	4	140	218	0	0	60	107	80	111
Nursing Home	0.94	2	970	13,716	0	2	170	2,278	800	11,436
APS-Adult Prot	0.28	1	285	42	0	0	85	13	145	22
DASA	2.34	1	2,405	2,675	195	154	2,190	2,512	20	9
Detoxification	0.74	2	760	377	5	4	740	369	15	5
ADATSA Assessmnt	0.75	4	775	132	0	0	770	132	0	0
Residential Tx	0.67	1	685	1,164	25	86	660	1,079	0	0
Outpatient Tx	1.13	2	1,160	669	165	54	990	612	5	3
Methodone Tx	0.02	10	25	42	0	0	25	42	0	0
ADATSA Stipend	0.46	2	475	275	0	0	475	275	0	0
DCFS	5.38	3	5,525	5,483	4,540	5,313	905	151	5	1
CPS Acc Ref-Child	2.69	1	2,755	365	2,730	362	5	1	0	0
Family Rec Serv	0.41	1	415	386	395	363	10	18	0	0
First Steps	0.55	5	565	0	80	0	480	0	0	0
Home Services	0.40	1	410	58	130	17	265	38	0	0
Interim Care	0.11	3	115	291	110	280	5	9	0	0
Foster Care	1.00	2	1,025	1,660	765	1,609	230	45	5	1
Group TX Care	0.08	2	75	1,358	75	1,326	0	32	0	0
Adoption	0.09	5	95	389	90	387	5	2	0	0
Emp/Trng CC-Child	0.61	8	625	724	625	723	0	0	0	0
Therapy CC-Child	0.36	3	375	251	360	243	5	7	0	0
DDD	0.57	7	585	5,656	205	197	345	5,065	35	393
Case Management	0.55	3	570	0	195	0	340	0	35	0
RHC-Res Hab Ctr	0.01	8	10	694	0	0	10	694	0	0
Comm Residential	0.16	2	160	3,880	0	0	145	3,539	15	341
Emp & Training	0.16	3	165	643	0	0	155	591	10	52
Family Support	0.07	3	65	206	60	192	10	14	0	0
Prof Services	0.03	9	30	17	10	4	20	12	0	0
Supplemental Community	0.06	9	55	207	5	1	50	206	0	0
DIA	31.61	1	32,430	52,096	14,325	26,956	16,985	24,572	1,105	568
Regular AFDC	14.19	1	14,560	22,159	9,335	14,142	5,225	8,016	0	1
Employable AFDC	6.04	1	6,195	6,276	3,335	3,322	2,860	2,954	0	1
IA Child Care-Chd	2.25	1	2,310	1,780	2,280	1,771	30	6	0	3
JOBS	2.81	1	2,885	1,444	95	45	2,790	1,398	0	1
Pregnancy Grant	0.37	1	375	326	50	46	325	280	0	0
GA-U and GA-X	2.34	1	2,395	3,566	10	5	2,385	3,557	5	4
Aged,Blind,Disabl	3.68	3	3,780	787	280	25	2,755	618	745	144
Food Assistance	28.64	1	29,380	15,325	13,370	7,589	15,295	7,321	700	414
Refugee Grant	0.13	5	130	162	10	4	120	157	5	1
DJR	0.10	5	105	1,687	80	1,298	25	389	0	0
Parole	0.04	5	45	146	25	88	15	58	0	0
Community Placmt	0.05	1	55	493	45	361	10	132	0	0
DJR Institutions	0.05	6	50	1,015	40	821	10	194	0	0
DJR Special TX	0.01	6	15	34	10	29	5	5	0	0
MAA	30.01	2	30,780	45,123	14,205	11,942	14,470	29,738	2,050	3,443
Eligible No Svc	3.06	6	3,145	0	1,675	0	1,355	0	60	0
Hosp Inpatient	3.02	2	3,095	15,240	580	3,701	2,180	11,017	340	522
ER, Outpt & Physn	9.54	3	9,785	1,880	4,585	620	5,140	1,252	60	7
Hosp Outpatient	6.34	5	6,505	2,717	1,570	579	4,415	1,982	520	156
Physician&Clinic	20.71	2	21,250	7,587	9,380	2,119	10,550	5,347	1,315	122
Psych Services	0.93	1	950	208	100	41	825	165	25	2
Prescriptions	20.75	1	21,285	6,675	8,905	788	10,600	4,412	1,780	1,475
Dental Care	9.95	1	10,210	2,052	4,765	671	5,055	1,289	390	92
Other Medical	14.72	1	15,095	6,055	4,725	2,165	9,215	3,311	1,160	560
EPSDT	5.48	2	5,615	391	4,865	350	755	41	0	0
HMOs	1.74	4	1,785	1,522	1,065	906	715	614	0	1
Medicare Part B	2.60	1	2,665	795	0	0	1,035	309	1,630	485
MDRA	0.83	8	850	98	300	14	520	82	30	2
Case Management	0.83	8	850	40	300	14	520	24	30	1
ESL Training	0.12	4	125	19	0	0	120	19	0	0
Employment Ser	0.12	7	130	39	0	0	125	39	0	0
Unaccompanied Minors	0.00	8	0	0	0	0	0	0	0	0
DVR	1.25	2	1,280	1,719	0	2	1,275	1,715	5	3
Regular Case Mgt	1.22	2	1,255	1,087	0	2	1,250	1,083	5	3
SE Case Mgt	0.02	7	25	16	0	0	25	16	0	0
Assess Job Skill	0.07	4	70	37	0	0	70	37	0	0
Medical/Psych Tx	0.49	2	505	120	0	0	500	119	0	0
Training & Educ	0.26	2	270	204	0	0	270	204	0	0
Personal Support	0.40	1	410	104	0	0	410	104	0	0
Work Support	0.32	1	330	151	0	0	330	151	0	0
MHID	4.06	1	4,170	16,298	785	1,805	2,520	12,624	860	1,867
Case Management	1.33	1	1,360	1,140	140	134	665	472	555	533
Crisis Services	1.85	1	1,900	835	425	259	1,235	507	240	90
CMHC Intake	1.16	2	1,190	245	395	67	500	111	295	68
Outpatient Tx	1.70	1	1,745	1,727	445	404	1,200	1,299	105	24
Medication Mgt	1.27	1	1,300	393	55	7	1,055	345	185	40
Day Treatment	0.53	2	540	1,520	145	578	370	846	25	96
State Institutions	0.41	1	420	8,929	0	12	380	7,948	35	968
CSTC	0.00	6	5	299	5	299	0	0	0	0
ITA-Comm Hosp	0.10	9	100	257	10	45	80	199	5	13
Adlt Res Tx Fac	0.00	7	0	25	0	0	0	25	0	0
DSHS Agency Total	40.36	2	41,400	149,228	17,545	47,712	20,460	80,835	3,190	20,654

Service costs in \$ thousands. Client counts rounded to nearest multiple of five.

White (NonHisp.) Clients	White (NonHisp.) Service Cost (\$000's)	Black (NonHisp.) Clients	Black (NonHisp.) Service Cost (\$000's)	Indian (NonHisp.) Clients	Indian (NonHisp.) Service Cost (\$000's)	Asian (NonHisp.) Clients	Asian (NonHisp.) Service Cost (\$000's)	Hispanic Clients	Hispanic Service Cost (\$000's)	Unknown Race Clients	Unknown Race Service Cost (\$000's)
2,475	17,399	55	459	40	237	20	108	15	142	65	86
1,090	45	25	1	25	2	10	1	10	0	15	1
680	1,264	10	20	10	15	0	0	5	9	5	12
735	2,675	30	136	20	77	10	58	5	14	0	5
80	37	5	2	0	0	0	1	0	0	0	0
135	210	0	1	5	5	0	0	0	0	0	3
920	13,055	20	298	10	156	5	48	10	120	5	59
220	33	5	0	5	1	5	0	0	0	50	8
1,980	2,185	135	197	230	237	5	13	50	40	5	2
575	271	40	21	125	77	0	0	15	7	0	0
635	109	60	10	65	11	0	0	15	2	0	0
545	921	55	112	60	110	0	4	15	17	0	1
990	603	70	29	60	21	5	4	30	11	5	1
20	36	0	0	0	0	0	6	0	0	0	0
405	232	35	25	25	16	0	0	5	3	0	0
4,585	4,591	250	206	375	479	60	25	60	94	195	128
2,225	296	155	21	170	22	40	5	20	3	150	18
380	361	10	6	10	10	5	2	5	2	10	3
485	0	15	0	40	0	5	0	10	0	5	0
340	47	15	2	40	6	5	0	5	1	0	0
95	261	0	0	10	14	5	7	0	1	5	9
800	1,239	45	56	155	303	10	9	20	34	5	18
60	1,181	0	24	10	84	0	0	5	39	0	30
55	274	15	60	0	5	0	0	0	4	20	47
575	679	25	22	15	15	0	1	5	5	5	1
315	211	25	14	25	20	0	0	5	4	5	2
550	5,436	10	13	15	21	5	1	10	173	5	12
535	0	10	0	15	0	5	0	5	0	5	0
10	694	0	0	0	0	0	0	0	0	0	0
155	3,695	0	11	0	0	0	0	5	162	0	12
165	631	0	0	0	8	0	0	0	5	0	0
60	189	0	2	5	12	0	1	5	2	0	0
25	11	0	0	0	1	0	0	0	4	0	0
55	206	0	0	0	0	0	0	0	0	0	0
27,710	44,753	1,340	2,265	1,490	2,519	840	1,521	440	712	610	326
12,485	19,034	715	1,134	840	1,223	300	459	215	303	5	7
5,405	5,424	170	155	245	245	305	372	65	71	10	10
1,645	1,314	85	75	75	51	15	20	35	27	460	292
2,500	1,254	105	48	140	64	80	47	55	31	5	1
335	296	15	14	20	20	5	4	5	2	0	0
2,130	3,203	85	142	110	140	20	22	40	59	15	1
3,365	709	140	21	145	25	70	23	35	5	25	4
25,500	13,246	1,235	664	1,415	741	795	458	415	207	25	10
40	43	5	3	0	0	85	115	0	0	0	0
75	1,324	15	241	10	119	0	0	0	3	0	0
35	118	5	20	5	8	0	0	0	0	0	0
40	398	5	48	5	43	0	0	0	3	0	0
35	784	10	170	5	60	0	0	0	0	0	0
10	23	0	3	0	8	0	0	0	0	0	0
26,915	39,570	1,205	1,790	1,365	2,071	825	818	400	657	75	217
2,675	0	170	0	155	0	100	0	35	0	5	0
2,740	13,129	105	555	165	894	55	234	30	302	5	127
8,540	1,649	415	79	530	97	145	22	145	29	15	4
5,720	2,384	240	123	315	111	130	64	75	27	130	8
18,705	6,679	770	268	965	389	470	148	285	82	55	21
870	192	40	6	15	4	5	1	15	6	0	0
18,830	6,136	775	208	895	184	470	60	270	61	45	25
8,930	1,784	365	79	420	83	335	75	135	25	25	7
13,285	5,255	550	346	630	218	395	125	195	94	35	18
4,745	335	275	18	285	19	205	13	85	5	20	1
1,520	1,280	95	87	65	60	70	71	30	23	5	2
2,500	748	70	20	45	14	25	7	15	4	10	3
245	25	20	1	0	0	580	72	0	0	0	0
245	11	20	1	0	0	580	28	0	0	0	0
55	9	5	0	0	0	65	10	0	0	0	0
15	5	0	0	0	0	110	34	0	0	0	0
0	0	0	0	0	0	0	0	0	0	0	0
1,150	1,338	55	74	35	48	5	7	25	37	5	15
1,125	984	55	42	35	28	5	5	25	21	5	7
20	15	0	1	0	0	0	0	0	0	0	0
65	31	0	3	0	0	0	0	0	2	0	0
450	107	20	4	15	3	5	1	15	3	0	1
245	182	10	8	5	8	0	0	10	4	0	2
370	88	20	4	15	6	0	0	5	1	5	5
290	130	20	12	5	3	0	0	10	6	0	0
3,805	14,667	150	959	105	331	35	61	50	261	20	20
1,255	1,029	50	39	35	50	10	11	10	8	5	1
1,730	779	80	37	50	11	20	7	25	20	5	1
1,080	225	45	8	30	6	15	2	20	3	0	1
1,605	1,596	55	45	45	41	15	6	20	38	5	1
1,215	367	30	11	25	9	10	2	10	4	5	1
490	1,375	30	73	15	61	0	9	0	0	5	3
370	7,986	25	725	10	67	5	11	5	129	0	10
5	256	0	0	0	43	0	0	0	0	0	0
75	176	5	16	5	23	0	13	5	26	5	3
0	25	0	0	0	0	0	0	0	0	0	0
35,540	131,408	1,580	6,204	1,815	6,063	990	2,625	550	2,119	925	808

Service costs in \$ thousands. Client counts rounded to nearest multiple of five.

District 4 1992 Est. Pop. 103,026	Use Rate (%)	Rank	Total Clients	Total Service Cost (\$000's)	Age 0-17 Clients	Age 0-17 Service Cost (\$000's)	Age 18-64 Clients	Age 18-64 Service Cost (\$000's)	Age Over 64 Clients	Age Over 64 Service Cost (\$000's)
AASA	1.37	16	1,110	13,294	5	6	380	2,626	1,015	10,660
Case Mgt & Assmt	0.42	18	430	18	0	0	140	10	290	8
Chore Services	0.23	24	240	450	0	0	45	94	195	356
Personal Care	0.41	13	420	1,516	5	5	190	599	225	912
Adult Family Home	0.11	1	115	49	0	0	85	38	25	10
Congregate Care	0.07	13	75	116	0	1	30	44	45	72
Nursing Home	0.69	12	715	11,074	0	0	110	1,813	605	9,261
APS-Adult Prot	0.10	7	105	15	0	0	35	5	55	8
DASA	0.44	35	455	472	75	95	380	377	0	0
Detoxification	0.05	35	50	15	0	1	50	14	0	0
ADATSA Assessmnt	0.15	30	160	27	0	0	155	27	0	0
Residential Tx	0.13	25	130	214	20	69	110	145	0	0
Outpatient Tx	0.34	31	345	197	65	25	280	172	0	0
Metadone Tx	0.01	16	10	17	0	0	10	17	0	0
ADATSA Stipend	0.00	44	0	2	0	0	0	2	0	0
DCFS	2.39	28	2,465	2,729	2,060	2,591	375	135	0	0
CPS Acc Ref-Child	1.03	38	1,065	137	1,055	136	5	1	0	0
Family Rec Serv	0.18	18	185	200	175	196	10	4	0	0
First Steps	0.25	19	255	0	30	0	230	0	0	0
Home Services	0.14	6	145	19	60	8	80	12	0	0
Interim Care	0.03	23	30	65	25	65	0	0	0	0
Foster Care	0.36	24	375	1,199	305	1,096	60	101	0	0
Group TX Care	0.02	24	15	209	15	205	0	4	0	0
Adoption	0.07	10	75	154	70	141	5	14	0	0
Emp/Tmg CC-Child	0.47	14	480	552	480	552	0	0	0	0
Therapy CC-Child	0.20	14	205	193	200	192	0	0	0	0
DDD	0.36	21	370	3,677	155	380	195	3,223	20	74
Case Management	0.35	17	355	0	145	0	195	0	20	0
RHC-Res Hab Ctr	0.00	13	5	451	0	0	5	451	0	0
Comm Residential	0.07	23	70	2,375	0	132	65	2,213	0	30
Emp & Training	0.10	18	105	480	0	3	95	435	5	41
Family Support	0.05	11	55	244	50	238	5	6	0	0
Prof Services	0.02	16	20	13	5	1	15	12	0	0
Supplemental Community	0.04	17	45	111	5	5	40	107	0	0
DJA	12.29	22	12,660	18,806	6,169	10,297	6,080	8,316	415	192
Regular AFDC	5.66	22	8,825	8,640	3,689	5,453	2,150	3,187	0	0
Employable AFDC	2.12	20	2,180	1,975	1,140	1,032	1,040	942	0	0
IA ChildCare-Child	1.07	6	1,100	919	1,080	913	15	5	5	1
JOBS	1.14	7	1,170	551	25	11	1,145	539	0	0
Pregnancy Grant	0.12	23	120	99	15	10	110	89	0	0
GA-U and GA-X	0.56	27	580	803	5	1	580	802	0	0
Aged, Blind, Disabl	1.19	29	1,230	280	120	13	845	221	265	46
Food Assistance	10.88	22	11,215	5,463	5,600	2,863	5,360	2,455	245	144
Refugee Grant	0.02	39	20	23	0	0	20	23	0	0
DJR	0.03	30	35	511	25	403	10	108	0	0
Parole	0.01	26	15	57	10	33	5	24	0	0
Community Placmt	0.02	9	20	175	15	144	5	30	0	0
DJR Institutions	0.01	41	15	274	15	222	0	52	0	0
DJR Special TX	0.00	33	5	5	5	4	0	1	0	0
MAA	12.43	23	12,810	19,231	6,190	5,466	5,500	12,121	1,065	1,645
Eligible No Svc	1.35	28	1,395	0	790	0	520	0	25	0
Hosp Inpatient	1.31	19	1,345	6,669	255	1,798	960	4,707	130	165
ER- Outpt & Physn	3.66	23	3,765	673	1,885	256	1,850	416	30	1
Hosp Outpatient	2.46	28	2,530	1,129	609	212	1,715	849	215	68
Physician & Clinic	8.92	21	9,185	3,429	4,210	957	4,273	2,415	705	58
Psych Services	0.24	20	245	58	40	13	200	45	5	0
Prescriptions	8.89	21	9,070	2,743	3,920	333	4,150	1,639	1,000	771
Dental Care	4.35	16	4,480	853	2,235	308	2,045	500	200	45
Other Medical	5.87	22	6,050	2,654	1,805	1,155	3,580	1,237	665	261
EPSDT	2.39	19	2,460	160	2,075	139	385	21	0	0
HMOs	0.52	9	530	480	320	294	210	186	0	0
Medicare Part B	1.24	21	1,280	383	0	0	365	107	915	275
DORA	0.12	36	120	16	35	1	85	15	5	0
Case Management	0.12	36	120	5	35	1	80	4	5	0
ESL Training	0.01	26	10	2	0	0	10	2	0	0
Employment Ser	0.03	27	35	10	0	0	35	10	0	0
Unaccompanied Minors	0.00	8	0	0	0	0	0	0	0	0
DVR	0.64	7	655	967	5	6	650	962	0	0
Regular Case Mgt	0.63	7	650	629	5	5	645	624	0	0
SE Case Mgt	0.00	43	5	3	0	0	5	3	0	0
Assess Job Skill	0.03	18	30	12	0	1	30	11	0	0
Medical/Psych Tx	0.28	9	285	58	5	1	280	57	0	0
Training & Educ	0.13	11	135	114	0	0	135	114	0	0
Personal Support	0.21	3	215	66	0	0	215	66	0	0
Work Support	0.15	4	155	83	0	0	155	82	0	0
MHD	1.19	27	1,230	3,316	250	510	655	2,120	325	686
Case Management	0.43	26	445	407	40	66	155	103	245	238
Crisis Services	0.55	12	570	296	135	78	355	185	80	32
CMHC Intake	0.36	32	375	84	95	22	145	32	135	30
Outpatient Tx	0.46	40	475	377	160	160	280	207	40	10
Medication Mgt	0.32	30	330	75	20	3	240	61	65	10
Day Treatment	0.13	34	135	323	40	158	90	148	5	17
State Institutions	0.07	21	65	1,609	0	0	50	1,265	15	344
CSTC	0.00	6	0	19	0	19	0	0	0	0
ITA-Comm Hosp	0.01	49	15	57	0	2	10	55	0	0
Adlt Res Tx Fac	0.00	7	0	0	0	0	0	0	0	0
DSHS Agency Total	16.81	24	17,325	63,019	8,030	19,754	7,745	30,003	1,440	13,257

Service costs in \$ thousands. Client counts rounded to nearest multiple of five.

White (NonHisp.) Clients	White (NonHisp.) Service Cost (\$000's)	Black (NonHisp.) Clients	Black (NonHisp.) Service Cost (\$000's)	Indian (NonHisp.) Clients	Indian (NonHisp.) Service Cost (\$000's)	Asian (NonHisp.) Clients	Asian (NonHisp.) Service Cost (\$000's)	Hispanic Clients	Hispanic Service Cost (\$000's)	Unknown Race Clients	Unknown Race Service Cost (\$000's)
1,340	12,839	15	78	10	77	10	142	0	2	35	155
420	18	5	0	5	0	0	0	0	0	0	0
225	424	0	2	0	0	0	4	0	2	19	18
405	1,434	5	12	5	17	5	40	0	0	0	12
110	47	5	1	0	1	0	0	0	0	0	0
75	110	0	5	0	1	0	0	0	0	0	0
700	10,743	5	54	0	57	5	98	0	0	5	122
80	10	0	1	0	0	0	0	0	0	20	3
430	446	5	6	20	16	0	0	0	4	0	0
45	13	0	1	5	1	0	0	0	0	0	0
145	25	5	0	10	1	0	0	0	0	0	0
115	199	0	3	5	9	0	0	5	3	0	0
325	190	5	1	15	5	0	0	0	0	0	0
10	17	0	0	0	0	0	0	0	0	0	0
0	2	0	0	0	0	0	0	0	0	0	0
2,150	2,248	75	149	90	179	20	33	30	20	95	100
925	119	20	3	35	5	10	1	20	2	55	7
155	182	10	6	5	5	5	2	5	2	10	3
240	0	5	0	5	0	0	0	5	0	0	0
130	18	5	0	10	1	0	0	0	0	0	0
25	56	0	2	0	4	0	0	0	2	0	0
295	876	25	108	40	115	5	24	5	6	5	69
15	190	0	0	0	19	0	0	0	0	0	0
35	101	10	23	0	5	0	0	0	5	25	21
460	526	5	4	10	17	0	3	5	3	0	0
180	179	10	3	5	8	5	2	5	0	0	0
350	3,534	5	38	5	100	0	0	5	6	0	0
340	0	5	0	5	0	0	0	5	0	0	0
5	451	0	0	0	0	0	0	0	0	0	0
65	2,266	0	25	0	83	0	0	0	0	0	0
100	458	0	5	5	17	0	0	0	0	0	0
50	231	0	7	0	0	0	0	5	6	0	0
20	13	0	0	0	0	0	0	0	0	0	0
45	111	0	0	0	0	0	0	0	0	0	0
11,750	17,590	165	282	200	341	115	170	180	275	250	147
5,465	8,130	90	130	130	193	45	55	95	124	5	7
2,050	1,857	30	29	25	19	30	36	49	34	0	1
835	735	25	19	20	17	0	0	15	16	205	132
1,115	527	10	7	15	5	10	3	20	8	0	0
120	94	0	4	0	0	0	0	0	1	0	0
550	770	10	8	10	9	0	7	10	9	0	0
1,170	271	15	2	15	2	10	4	5	1	10	1
10,610	5,151	150	83	180	95	100	47	170	82	5	5
5	6	0	0	0	0	15	17	0	0	0	0
30	460	0	15	0	12	0	0	0	23	0	0
15	48	0	0	0	4	0	0	0	4	0	0
15	159	0	3	0	8	0	0	0	5	0	0
10	248	0	12	0	0	0	0	0	14	0	0
5	5	0	0	0	0	0	0	0	0	0	0
12,110	18,607	165	149	185	188	130	100	165	150	45	35
1,290	0	25	0	20	0	20	0	20	0	15	0
1,300	6,512	10	29	15	51	5	17	15	57	0	2
3,580	643	45	7	80	14	15	2	40	6	5	1
2,435	1,107	25	7	30	7	10	1	30	5	10	2
8,735	3,290	110	28	140	47	70	16	110	43	25	5
230	57	5	1	5	1	0	0	0	0	0	0
8,630	2,671	105	19	135	28	80	7	105	10	25	7
4,230	799	60	9	60	12	70	21	55	12	10	1
5,785	2,558	55	33	75	20	55	18	65	12	15	13
2,310	150	45	3	40	3	20	1	40	3	5	0
495	447	10	10	10	5	15	15	0	1	0	1
1,250	374	10	3	5	2	5	2	0	0	10	3
40	4	0	0	0	0	80	12	0	0	0	0
40	1	0	0	0	0	80	3	0	0	0	0
5	1	0	0	0	0	5	1	0	0	0	0
5	2	0	0	0	0	30	8	0	0	0	0
0	0	0	0	0	0	0	0	0	0	0	0
625	926	5	5	15	16	5	9	5	8	5	3
620	599	5	3	15	13	5	5	5	6	5	3
5	3	0	0	0	0	0	0	0	0	0	0
30	12	0	0	0	0	0	0	0	0	0	0
270	56	5	0	5	0	5	0	5	0	0	0
130	112	0	0	0	0	0	2	0	0	0	0
200	64	0	0	5	1	0	1	0	0	0	0
145	77	0	1	5	2	5	2	0	0	0	0
1,160	3,088	20	39	20	162	10	8	15	19	0	1
435	401	0	3	5	1	0	0	0	2	0	0
530	272	5	16	15	3	10	3	10	1	0	0
355	80	5	1	5	2	5	0	5	1	0	0
440	351	10	10	10	8	5	2	10	6	0	0
315	73	5	1	5	1	0	0	0	0	0	0
130	302	0	8	0	7	0	2	0	4	0	0
65	1,485	0	0	0	119	0	0	0	5	0	0
0	19	0	0	0	0	0	0	0	0	0	0
10	57	0	0	0	0	0	0	0	0	0	0
0	0	0	0	0	0	0	0	0	0	0	0
15,965	59,742	240	762	300	1,092	180	475	225	567	415	442

Service costs in \$ thousands. Client counts rounded to nearest multiple of five.

District 5	Use Rate (%)	Rank	Total Clients	Total Service Cost (\$000's)	Age 0-17 Clients	Age 0-17 Service Cost (\$000's)	Age 18-64 Clients	Age 18-64 Service Cost (\$000's)	Age Over 64 Clients	Age Over 64 Service Cost (\$000's)
1992 Est. Pop. 166,323										
AASA	0.51	40	545	6,957	0	1	95	577	445	6,379
Case Mgt & Assmt	0.06	46	70	5	0	0	30	4	40	1
Chore Services	0.09	42	100	257	0	0	30	124	70	133
Personal Care	0.10	48	105	407	0	0	45	176	60	230
Adult Family Home	0.01	36	15	8	0	0	10	6	0	1
Congregate Care	0.01	44	5	10	0	0	0	2	5	8
Nursing Home	0.33	35	345	6,262	0	0	20	263	325	5,999
APS-Adult Prot	0.02	44	20	6	0	0	5	2	10	4
DASA	0.32	43	340	284	45	30	290	254	0	0
Detoxification	0.03	45	35	45	0	0	35	45	0	0
ADATSA Assessmnt	0.09	44	95	18	0	0	95	18	0	0
Residential Tx	0.07	36	75	132	10	26	65	106	0	0
Outpatient Tx	0.19	45	205	57	35	4	170	53	0	0
Methadone Tx	0.00	34	5	4	0	0	5	4	0	0
ADATSA Stipend	0.20	9	215	27	0	0	215	27	0	0
DCPS	1.22	43	1,300	1,619	1,195	1,540	65	68	0	0
CPS Acc Ref-Child	0.82	42	875	126	840	121	5	1	0	0
Family Rec Serv	0.10	37	105	92	95	89	0	1	0	0
First Steps	0.05	46	55	0	10	0	45	0	0	0
Home Services	0.01	38	10	15	5	5	5	6	0	0
Interim Care	0.01	39	10	14	10	14	0	0	0	0
Foster Care	0.18	40	190	750	185	694	5	55	0	0
Group TX Care	0.01	35	5	133	5	133	0	0	0	0
Adoption	0.05	21	50	194	50	189	0	5	0	0
Emp/Trng CC-Child	0.14	44	145	188	145	188	5	0	0	0
Therapy CC-Child	0.09	38	90	106	90	106	0	0	0	0
DDDD	0.22	45	230	1,019	125	86	105	934	0	0
Case Management	0.21	45	220	0	120	0	190	0	0	0
RHC-Res Hab Ctr	0.00	13	5	129	0	0	5	129	0	0
Comm Residential	0.02	42	15	481	0	0	15	481	0	0
Emp & Training	0.05	40	50	160	0	0	50	160	0	0
Family Support	0.03	25	30	51	25	46	5	5	0	0
Prof Services	0.02	16	15	57	5	40	10	17	0	0
Supplemental Community	0.02	34	15	134	0	0	15	134	0	0
DJA	4.46	47	4,735	6,561	2,245	3,526	2,250	2,873	245	162
Regular AFDC	2.11	45	2,250	3,274	1,450	2,124	800	1,149	0	1
Employable AFDC	0.60	42	640	509	345	262	290	248	0	0
IA ChildCare-Chd	0.20	45	215	189	205	188	10	2	0	0
JOBS	0.23	45	245	117	0	1	240	115	0	0
Pregnancy Grant	0.04	45	45	35	5	4	40	32	0	0
GA-U and GA-X	0.24	47	260	369	0	0	255	367	0	1
Aged,Blind,Disbl	0.46	49	490	192	25	7	290	110	180	75
Food Assistance	3.92	46	4,165	1,819	2,060	937	1,960	800	145	83
Refugee Grant	0.04	26	40	52	5	4	35	47	0	1
DJR	0.03	30	30	481	25	351	10	130	0	0
Parole	0.01	26	15	26	10	19	5	8	0	0
Community Placmt	0.01	22	5	33	5	18	0	15	0	0
DJR Institutions	0.02	24	25	412	20	307	5	105	0	0
DJR Special FX	0.01	6	5	9	5	7	0	2	0	0
MAA	5.12	47	5,440	8,269	2,509	1,881	2,315	5,442	600	246
Higible No Svc	0.66	47	705	0	430	0	235	0	20	0
Hosp Inpatient	0.52	46	555	3,231	90	595	395	2,417	65	218
ER-Outpt & Physn	1.45	44	1,545	428	750	139	775	285	25	4
Hosp Outpatient	1.09	45	1,165	604	325	128	735	428	105	48
Physician&Chnic	3.69	45	3,925	1,524	1,780	401	1,770	1,083	375	40
Psych Services	0.12	44	125	50	25	18	95	32	5	0
Prescriptions	3.47	46	3,685	1,041	1,515	120	1,650	552	525	369
Dental Care	1.51	46	1,600	353	745	104	690	191	165	38
Other Medical	2.07	47	2,195	793	590	298	1,315	401	290	94
EPSDT	0.84	44	890	59	745	50	145	9	0	0
HMOs	0.05	38	55	42	35	27	20	15	0	0
Medicare Part B	0.53	43	565	165	0	0	100	29	465	136
DXRA	0.33	25	345	64	130	16	200	47	20	2
Case Management	0.32	25	345	17	125	6	200	10	20	1
ESL Training	0.02	23	15	5	0	0	15	5	0	0
Employment Ser	0.02	32	25	23	0	0	25	22	0	1
Unaccompanied Minors	0.00	8	0	20	0	10	0	10	0	0
DVR	0.25	41	265	483	5	2	260	478	0	3
Regular Case Mgt	0.24	44	255	250	5	2	250	246	0	2
SE Case Mgt	0.01	21	10	11	0	0	10	11	0	0
Assess Job Skill	0.04	12	45	24	0	0	45	24	0	0
Medical/Psych Tx	0.10	47	105	36	0	0	105	36	0	1
Training & Educ	0.07	39	80	99	0	0	80	99	0	0
Personal Support	0.06	39	60	43	0	0	60	43	0	0
Work Support	0.03	41	30	20	0	0	30	20	0	0
MHD	0.35	48	375	1,487	65	166	280	1,005	30	317
Case Management	0.13	48	145	588	20	37	105	514	15	38
Crisis Services	0.14	34	150	52	20	5	125	45	5	3
CMBIC Intake	0.11	49	120	23	25	3	80	17	15	3
Outpatient Tx	0.24	48	260	243	55	78	195	166	10	5
Medication Mgt	0.13	48	140	41	5	0	120	38	10	3
Day Treatment	0.02	49	25	61	5	42	20	19	0	0
State Institutions	0.01	47	15	355	0	0	10	89	10	266
CSTC	0.00	6	0	0	0	0	0	0	0	0
ITA-Comm Hosp	0.04	39	40	42	0	1	35	40	5	0
Adlt Res Tx Fac	0.00	7	0	0	0	0	0	0	0	0
DSHS Agency Total	7.10	46	7,545	27,225	3,665	7,592	3,125	11,808	685	7,808

Service costs in \$ thousands. Client counts rounded to nearest multiple of five.

White (NonHisp.) Clients	White (NonHisp.) Service Cost (\$000's)	Black (NonHisp.) Clients	Black (NonHisp.) Service Cost (\$000's)	Indian (NonHisp.) Clients	Indian (NonHisp.) Service Cost (\$000's)	Asian (NonHisp.) Clients	Asian (NonHisp.) Service Cost (\$000's)	Hispanic Clients	Hispanic Service Cost (\$000's)	Unknown Race Clients	Unknown Race Service Cost (\$000's)
510	6,772	5	34	5	46	5	35	0	4	15	66
60	4	0	0	0	1	0	0	0	0	0	0
95	242	5	3	0	0	0	6	0	4	0	2
95	366	5	7	0	12	5	16	0	0	0	6
15	8	0	0	0	0	0	0	0	0	0	0
5	10	0	0	0	0	0	0	0	0	0	0
335	6,136	0	24	5	33	0	12	0	0	5	56
15	4	0	0	0	0	0	0	0	0	5	2
290	243	25	29	15	10	5	1	5	1	0	0
25	32	5	11	0	2	0	0	0	0	0	0
90	17	5	1	0	0	0	0	0	0	0	0
70	119	5	9	0	4	0	0	0	0	0	0
175	50	15	4	5	2	5	1	5	0	0	0
5	4	0	0	0	0	0	0	0	0	0	0
165	20	35	4	10	1	0	1	5	1	0	0
910	1,116	100	228	25	19	20	21	20	33	225	201
635	93	50	8	25	4	15	2	10	2	150	18
80	79	5	4	0	1	0	1	5	2	15	5
50	0	5	0	0	0	0	0	0	0	0	0
10	15	0	0	0	0	0	0	0	0	0	0
10	14	0	0	0	0	0	0	0	0	0	0
130	542	40	136	0	12	5	10	10	17	10	33
5	125	0	0	0	0	0	8	0	0	0	0
25	81	5	15	0	0	0	0	0	5	20	94
80	108	20	27	0	2	0	1	0	1	40	49
65	60	15	38	0	0	0	0	5	6	5	2
200	1,004	5	0	5	1	5	0	5	5	10	9
200	0	5	0	5	0	5	0	5	0	0	0
5	129	0	0	0	0	0	0	0	0	0	0
15	476	0	0	0	0	0	0	0	5	0	0
50	160	0	0	0	0	0	0	0	0	0	0
25	41	0	0	0	1	0	0	0	0	5	9
15	57	0	0	0	0	0	0	0	0	0	0
15	134	0	0	0	0	0	0	0	0	0	0
3,840	5,177	305	492	85	124	330	596	105	123	75	48
1,790	2,618	210	271	55	74	145	252	45	57	0	2
500	380	40	37	20	5	50	60	20	18	10	9
135	137	30	26	5	0	5	4	5	1	40	22
190	90	25	12	0	0	25	13	5	2	0	0
40	31	5	2	0	0	0	1	0	0	0	0
220	318	5	9	5	7	20	31	5	3	5	1
375	132	15	6	5	1	75	45	5	1	10	7
3,420	1,453	280	129	75	37	270	155	100	38	15	7
15	15	0	0	0	0	25	35	0	2	0	0
25	421	5	38	0	8	0	13	0	0	0	1
10	18	5	7	0	0	0	0	0	0	0	1
5	33	0	0	0	0	0	0	0	0	0	0
20	360	5	31	0	8	0	13	0	0	0	0
5	9	0	0	0	0	0	0	0	0	0	0
4,465	6,385	360	807	95	155	335	496	125	292	60	124
585	0	60	0	10	0	25	0	20	0	5	0
465	2,296	35	464	10	63	15	164	20	183	5	59
1,245	345	170	53	35	11	40	10	40	8	15	3
960	466	95	64	20	14	55	32	20	18	15	9
3,160	1,210	270	113	70	27	290	103	95	55	40	17
105	44	5	4	0	0	5	2	5	0	0	0
2,995	864	245	38	65	9	275	102	65	13	40	16
1,260	243	115	19	30	7	145	51	30	7	15	7
1,790	694	130	36	40	25	165	24	50	7	20	8
720	47	85	6	15	1	35	2	30	2	10	1
50	35	5	4	0	0	0	1	0	0	0	1
515	152	10	4	0	0	20	5	0	0	10	3
110	16	0	0	0	0	220	48	0	0	15	1
110	5	0	0	0	0	220	11	0	0	15	1
10	2	0	0	0	0	10	2	0	0	0	0
10	8	0	0	0	0	15	15	0	0	0	0
0	0	0	0	0	0	0	20	0	0	0	0
240	439	10	23	0	1	5	7	0	2	5	11
230	227	10	9	0	1	5	6	0	2	5	5
10	11	0	0	0	0	0	0	0	0	0	0
40	22	5	1	0	0	0	0	0	0	0	0
90	33	5	2	0	0	5	0	0	0	5	2
70	88	5	9	0	1	0	0	0	0	0	1
55	39	5	2	0	0	0	0	0	0	0	2
25	19	0	0	0	0	0	0	0	0	0	1
280	1,338	10	40	10	7	25	43	45	58	0	2
115	527	5	17	0	1	15	19	5	23	0	0
110	43	5	1	5	1	10	2	20	5	0	0
90	19	5	1	0	0	5	1	15	2	0	0
195	187	10	7	5	3	20	18	30	27	0	1
110	34	10	2	5	1	15	4	5	1	0	0
25	60	0	0	0	0	0	0	0	0	0	0
15	355	0	0	0	0	0	0	0	0	0	0
0	0	0	0	0	0	0	0	0	0	0	0
30	39	5	2	0	0	0	0	0	0	0	0
0	0	0	0	0	0	0	0	0	0	0	0
6,035	22,922	440	1,690	115	370	410	1,261	195	519	355	462

Service costs in \$ thousands. Client counts rounded to nearest multiple of five.

District 6	Use Rate (%)	Rank	Total Clients	Total Service Cost (\$000's)	Age 0-17 Clients	Age 0-17 Service Cost (\$000's)	Age 18-64 Clients	Age 18-64 Service Cost (\$000's)	Age Over 64 Clients	Age Over 64 Service Cost (\$000's)
1992 Est. Pop. 102,436										
AASA	1.11	23	1,135	9,717	0	4	340	2,330	775	7,362
Case Mgt & Assmt	0.40	19	410	20	0	0	150	12	255	8
Chore Services	0.24	22	250	444	0	2	45	161	200	342
Personal Care	0.30	23	310	1,090	0	2	155	554	155	534
Adult Family Home	0.06	5	65	29	0	0	50	27	10	2
Congregate Care	0.04	27	35	44	0	0	20	24	20	20
Nursing Home	0.52	22	530	8,045	0	0	90	1,611	440	6,434
APS-Adult Prot	0.19	7	105	14	0	0	40	5	55	8
DASA	0.69	20	710	779	155	123	550	652	5	4
Detoxification	0.07	24	70	24	0	0	65	22	5	2
ADA/SA Assessmnt	0.18	26	180	30	0	0	180	30	0	0
Residential Tx	0.24	8	250	425	25	68	220	355	0	2
Outpatient Tx	0.43	22	440	235	140	53	300	181	0	0
Metadone Tx	0.01	16	19	23	0	0	10	23	0	0
ADA/SA Stipend	0.17	12	175	40	0	0	175	40	0	0
DCPS	2.28	30	2,340	4,983	1,895	4,772	465	198	5	1
CPS Acc Ref-Chld	0.94	40	960	125	945	123	5	0	0	0
Family Rec Serv	0.18	18	185	206	170	181	10	16	0	0
First Steps	0.26	16	270	0	35	0	235	0	0	0
Home Services	0.16	3	160	42	60	29	95	13	0	0
Interim Care	0.09	5	95	209	90	205	5	5	0	0
Foster Care	0.51	12	520	1,102	425	1,063	90	38	0	0
Group TX Care	0.14	1	145	2,627	135	2,511	10	115	0	0
Adoption	0.08	7	80	217	80	210	0	7	0	0
Emp Trng CC-Chld	0.30	26	310	350	310	350	5	0	0	0
Therapy CC-Chld	0.17	18	175	105	165	104	5	3	0	0
DDD	0.33	29	340	3,206	95	180	215	2,889	30	137
Case Management	0.32	25	325	0	90	0	205	0	30	0
RHC-Res Hab Ctr	0.00	13	5	142	0	0	5	142	0	0
Comm Residential	0.09	13	90	2,330	0	44	80	2,170	10	116
Emp & Training	0.09	23	95	410	0	0	90	389	5	21
Family Support	0.03	25	25	140	20	128	5	12	0	0
Prof Services	0.02	16	25	39	5	8	20	31	0	0
Supplemental Community	0.04	17	45	128	0	1	40	127	0	0
DIA	10.20	30	10,443	15,979	4,720	8,375	5,345	7,435	365	168
Regular AFDC	4.51	30	4,620	6,911	2,940	4,333	1,690	2,578	0	0
Employable AFDC	1.82	24	1,865	1,801	990	952	875	848	0	2
IA ChildCare-Chd	0.89	12	910	744	885	736	20	6	0	2
JOBS	0.95	16	970	503	35	19	935	485	0	0
Pregnancy Grant	0.14	19	140	128	20	13	125	115	0	0
GA-U and GA-X	0.57	26	585	843	5	0	580	842	0	1
Aged, Blind, Disabl	1.21	28	1,240	257	70	5	920	213	255	39
Food Assistance	8.99	30	9,205	4,650	4,310	2,313	4,670	2,210	215	125
Refugee Grant	0.04	26	35	42	0	1	35	42	0	0
DJR	0.04	21	35	485	25	363	10	122	0	0
Parole	0.01	26	15	63	5	37	5	26	0	0
Community Placmnt	0.01	22	15	129	10	83	5	46	0	0
DJR Institutions	0.01	41	15	289	10	240	0	49	0	0
DJR Special TX	0.00	33	5	4	0	3	0	1	0	0
MAA	10.27	28	10,515	16,147	4,810	4,533	4,810	10,261	845	1,353
Eligible No Svc	1.10	35	1,130	0	605	0	450	0	25	0
Hosp Inpatient	1.06	29	1,090	5,567	225	1,699	750	3,735	115	133
ER- Outpt & Physn	2.88	31	2,950	577	1,360	192	1,565	383	25	1
Hosp Outpatient	2.17	34	2,220	941	515	197	1,480	688	225	56
Physician & Clinic	7.01	29	7,185	2,581	3,145	764	3,505	1,775	535	43
Psych Services	0.34	11	345	81	60	27	280	55	5	0
Prescriptions	7.02	28	7,185	2,356	2,960	253	3,480	1,473	750	630
Dental Care	3.45	24	3,535	645	1,635	213	1,720	388	180	44
Other Medical	5.16	25	5,290	2,339	1,675	697	3,085	1,396	530	246
EPSDT	1.90	25	1,945	142	1,635	124	310	19	0	0
HMOs	0.67	8	685	600	420	369	260	230	0	2
Medicare Part B	1.04	25	1,070	317	0	0	395	120	675	197
DORA	0.18	33	185	22	70	3	110	18	5	0
Case Management	0.18	33	185	9	70	3	110	5	5	0
ESL Training	0.03	14	25	4	0	0	25	4	0	0
Employment Ser	0.03	27	35	10	0	0	35	10	0	0
Unaccompanied Minors	0.00	8	0	0	0	0	0	0	0	0
DVR	0.50	17	510	726	0	0	510	726	0	0
Regular Case Mgt	0.49	17	500	439	0	0	500	439	0	0
SE Case Mgt	0.01	21	10	8	0	0	10	8	0	0
Assess Job Skill	0.02	30	20	10	0	0	20	10	0	0
Medical/Psych Tx	0.20	20	205	48	0	0	205	47	0	0
Training & Educ	0.12	15	125	123	0	0	125	123	0	0
Personal Support	0.15	6	155	48	0	0	155	48	0	0
Work Support	0.11	7	110	50	0	0	110	50	0	0
MHD	1.58	15	1,625	7,328	300	743	940	5,768	380	811
Case Management	0.53	16	540	524	60	115	245	183	240	226
Crisis Services	0.74	8	760	378	160	107	495	228	100	43
CMHC Intake	0.43	26	435	93	135	24	165	37	135	31
Outpatient Tx	0.67	31	685	635	185	227	450	393	45	15
Medication Mgt	0.48	12	495	137	30	4	390	123	75	10
Day Treatment	0.20	20	210	528	40	149	160	359	5	20
State Institutions	0.16	8	165	4,620	0	0	145	4,165	15	499
CSTC	0.00	6	0	61	0	61	0	0	0	0
ITA-Comm Hosp	0.03	38	35	138	5	56	30	82	0	0
Adlt Res Tx Fac	0.00	7	0	25	0	0	0	25	0	0
DSHS Agency Total	14.25	31	14,595	59,374	6,375	19,097	6,815	30,418	1,295	9,836

Service costs in \$ thousands. Client counts rounded to nearest multiple of five.

White (NonHisp.) Clients	White (NonHisp.) Service Cost (\$000's)	Black (NonHisp.) Clients	Black (NonHisp.) Service Cost (\$000's)	Indian (NonHisp.) Clients	Indian (NonHisp.) Service Cost (\$000's)	Asian (NonHisp.) Clients	Asian (NonHisp.) Service Cost (\$000's)	Hispanic Clients	Hispanic Service Cost (\$000's)	Unknown Race Clients	Unknown Race Service Cost (\$000's)
1,060	9,194	15	111	20	208	5	45	5	32	25	128
385	19	5	0	10	1	5	0	0	0	0	0
235	419	0	7	5	7	0	2	0	2	5	7
290	1,019	10	14	10	41	5	15	0	2	0	0
60	27	0	0	5	2	0	0	0	0	0	0
35	40	0	5	0	0	0	0	0	0	0	0
505	7,630	5	84	5	157	0	28	0	27	5	119
85	11	5	0	0	0	0	0	0	0	20	2
610	660	40	56	45	50	5	1	10	11	0	0
60	20	5	1	5	3	0	0	0	0	0	0
155	25	10	1	15	3	0	0	5	1	0	0
205	346	25	40	15	30	0	0	5	9	0	0
380	212	25	10	25	10	5	0	5	1	0	0
10	23	0	0	0	0	0	0	0	0	0	0
145	32	15	4	5	4	0	1	5	0	0	0
1,945	3,815	90	462	145	524	25	39	40	95	95	50
780	103	35	5	50	6	15	1	15	2	70	8
160	185	10	4	5	3	0	1	5	3	10	10
245	0	5	0	10	0	0	0	10	0	0	0
130	35	10	4	20	3	0	0	0	0	0	0
80	187	5	7	5	11	0	0	0	2	0	2
410	869	30	69	65	137	5	7	10	18	5	2
110	1,860	15	349	15	340	0	23	5	55	0	0
50	158	5	9	5	11	0	7	5	5	15	27
290	323	10	9	5	11	0	0	5	6	0	1
155	95	5	6	10	2	0	1	0	1	0	0
320	2,988	5	2	10	206	0	2	5	9	5	0
305	0	5	0	10	0	0	0	0	0	5	0
5	142	0	0	0	0	0	0	0	0	0	0
85	2,137	0	0	5	189	0	0	0	4	0	0
90	392	0	0	5	17	0	2	0	0	0	0
25	136	0	0	0	0	0	0	0	4	0	0
25	39	0	0	0	0	0	0	0	0	0	0
45	125	0	2	0	0	0	0	0	1	0	0
9,260	14,368	285	462	310	476	225	363	125	190	240	121
4,175	6,232	145	231	165	244	65	106	70	98	0	0
1,690	1,624	35	33	40	37	80	85	10	14	5	8
670	597	25	20	20	14	0	2	10	6	185	105
890	471	35	14	25	9	15	7	10	2	0	0
135	118	5	3	0	3	0	3	0	1	0	0
540	800	15	15	10	10	5	8	5	7	10	2
1,135	238	30	4	30	7	30	6	15	2	0	0
8,320	4,194	265	139	295	147	200	107	120	58	10	4
5	6	0	1	0	0	30	36	0	0	0	0
30	443	0	10	5	21	0	1	0	10	0	0
10	52	0	0	0	10	0	1	0	0	0	0
10	106	0	10	0	3	0	0	0	10	0	0
15	282	0	0	0	7	0	0	0	0	0	0
0	3	0	0	0	2	0	0	0	0	0	0
9,530	14,582	285	450	320	587	220	394	130	159	35	169
1,010	0	30	0	40	0	30	0	15	0	0	0
1,000	4,896	25	202	35	243	10	66	15	42	5	117
2,675	519	105	23	105	22	20	4	35	7	5	1
2,030	858	60	21	70	37	25	9	20	9	10	8
6,530	2,353	205	64	225	92	110	28	90	27	25	17
320	75	10	2	5	2	5	1	5	0	0	0
6,555	2,208	205	49	210	54	110	20	90	15	25	10
3,170	575	110	18	110	19	85	23	45	8	10	3
4,805	2,158	140	45	165	78	90	22	60	28	25	9
1,720	129	70	4	70	5	45	2	25	1	10	1
595	518	20	18	30	28	15	16	20	18	0	1
1,010	299	15	4	20	6	10	3	10	2	10	3
45	4	0	0	0	0	140	18	0	0	0	0
45	2	0	0	0	0	140	7	0	0	0	0
10	1	0	0	0	0	15	2	0	0	0	0
5	1	0	0	0	0	30	9	0	0	0	0
0	0	0	0	0	0	0	0	0	0	0	0
470	662	10	13	10	16	5	8	5	15	5	6
460	403	10	8	10	9	5	6	5	9	5	4
10	8	0	0	0	0	0	0	0	0	0	0
20	8	0	1	0	0	0	0	0	1	0	0
195	43	5	1	5	0	0	0	5	3	0	1
115	117	0	0	5	2	0	0	5	2	0	0
140	46	5	1	5	1	0	1	5	0	0	0
100	44	5	1	5	3	0	1	0	1	0	0
1,515	6,742	35	195	35	233	15	27	20	128	5	5
515	490	5	4	10	6	5	6	5	18	0	0
705	319	20	11	15	43	5	1	10	3	5	1
410	88	5	1	15	3	5	1	5	1	0	0
640	581	10	6	20	37	5	3	5	6	0	1
465	128	10	4	10	2	5	1	5	1	0	1
190	465	5	20	5	28	5	9	5	6	0	1
155	4,291	10	145	0	92	0	0	0	92	0	0
0	61	0	0	0	0	0	0	0	0	0	0
30	135	0	0	0	0	0	2	0	1	0	1
0	13	0	0	0	13	0	0	0	0	0	0
12,920	53,472	380	1,761	440	2,320	275	696	185	646	395	479

Service costs in \$ thousands. Client counts rounded to nearest multiple of five.

District 7	Use Rate (%)	Rank	Total Clients	Total Service Cost (\$000's)	Age 0-17 Clients	Age 0-17 Service Cost (\$000's)	Age 18-64 Clients	Age 18-64 Service Cost (\$000's)	Age Over 64 Clients	Age Over 64 Service Cost (\$000's)
1992 Est.Pop. 103,138										
AASA	1.33	18	1,370	10,392	5	6	295	1,249	1,070	9,136
Case Mgt & Assmt	0.66	3	675	31	0	0	180	14	500	18
Chore Services	0.47	2	490	953	0	2	105	196	385	754
Personal Care	0.40	15	415	1,657	5	5	160	623	255	1,029
Adult Family Home	0.04	8	40	29	0	0	25	10	15	18
Congregate Care	0.05	21	50	82	0	0	20	29	30	53
Nursing Home	0.48	23	495	7,615	0	0	40	372	455	7,243
APS-Adult Prot	0.08	13	85	16	0	0	25	5	55	10
DASA	0.94	11	970	652	85	99	870	548	15	5
Detoxification	0.05	35	55	32	0	0	55	31	0	1
ADATSA Assessmnt	0.22	18	230	38	0	0	230	37	0	0
Residential Tx	0.13	25	140	240	20	81	120	159	0	0
Outpatient Tx	0.81	7	840	300	75	18	755	278	10	4
Methadone Tx	0.09	34	5	4	0	0	5	4	0	0
ADATSA Stipend	0.04	32	45	37	0	0	45	37	0	0
DCFS	3.47	14	3,580	3,886	2,990	3,763	485	96	5	1
CPS Acc Ref-Chld	1.95	13	2,010	294	1,955	287	10	2	0	0
Family Rec Serv	0.15	22	160	124	145	114	5	3	0	0
First Steps	0.44	8	450	0	75	0	375	0	0	0
Home Services	0.16	3	165	24	100	15	55	8	0	0
Interim Care	0.05	15	55	74	50	67	0	6	0	0
Foster Care	0.74	5	760	1,822	685	1,778	45	38	0	0
Group TX Care	0.06	4	60	714	60	691	0	23	0	0
Adoption	0.15	2	150	479	150	470	5	9	0	0
Emp/Trng CC-Chld	0.25	29	255	199	250	198	5	1	0	0
Therapy CC-Child	0.19	16	195	150	185	138	5	6	0	0
DDD	0.36	21	370	10,110	115	547	235	9,306	20	257
Case Management	0.27	39	280	0	110	0	155	0	20	0
RHC-Res Hab Ctr	0.08	6	85	9,410	5	482	75	8,700	0	228
Comm Residential	0.03	37	30	270	0	0	30	268	0	2
Emp & Training	0.08	27	80	283	0	1	70	278	5	4
Family Support	0.02	37	20	63	15	53	5	11	0	0
Prof Services	0.01	37	10	9	5	7	10	2	0	0
Supplemental Community	0.03	22	35	55	5	4	30	41	0	10
DIA	19.43	11	20,045	25,933	9,500	13,864	9,860	11,744	675	343
Regular AFDC	7.69	12	7,935	11,017	5,160	7,255	2,770	3,762	0	0
Employable AFDC	3.83	4	3,945	3,580	2,150	1,928	1,795	1,652	0	0
IA ChildCare-Chd	0.67	20	690	365	675	363	15	2	0	0
JOBS	1.22	4	1,255	435	40	18	1,215	416	0	0
Pregnancy Grant	0.15	17	150	126	25	18	125	108	0	0
GA-U and GA-X	1.09	8	1,130	1,439	5	1	1,120	1,437	5	1
Aged,Blnd,Disbl	1.78	12	1,840	501	145	13	1,270	389	425	99
Food Assistance	17.67	11	18,230	8,443	8,865	4,265	8,930	3,933	425	244
Refugee Grant	0.00	47	5	2	0	0	0	2	0	0
DJR	0.04	21	45	761	30	407	15	354	0	0
Parole	0.02	11	15	54	10	32	5	22	0	0
Community Placmt	0.02	9	20	198	15	143	5	56	0	0
DJR Institutions	0.02	24	25	503	15	228	10	275	0	0
DJR Special TX	0.01	6	5	6	5	4	0	1	0	0
MAA	19.14	11	19,745	26,182	10,120	7,420	8,260	16,713	1,300	2,050
Eligible No Svc	2.54	11	2,625	0	1,630	0	895	0	30	0
Hosp Inpatient	1.99	9	2,050	9,857	415	2,878	1,410	6,711	220	267
ER-Outpt & Physan	5.65	12	5,830	1,217	3,040	485	2,760	731	30	1
Hosp Outpatient	5.46	6	5,630	1,804	1,620	395	3,425	1,274	585	135
Physician&Clinic	14.03	8	14,470	5,333	7,020	1,613	6,555	3,625	895	95
Psych Services	0.18	32	190	48	50	17	140	31	0	0
Prescriptions	12.81	10	13,210	3,502	6,125	461	5,990	2,133	1,095	908
Dental Care	5.51	9	5,690	1,025	2,985	402	2,430	576	275	47
Other Medical	8.42	11	8,685	2,579	3,080	909	4,940	1,379	665	291
EPSTD	2.61	13	2,695	166	2,295	147	400	20	0	0
HMOs	0.25	16	260	188	155	112	105	76	0	0
Medicare Part B	1.53	14	1,575	462	0	0	530	157	1,045	305
DORA	0.01	48	15	1	5	0	10	1	0	0
Case Management	0.01	48	15	1	5	0	10	0	0	0
ESL Training	0.00	32	0	0	0	0	0	0	0	0
Employment Ser	0.00	40	0	0	0	0	0	0	0	0
Unaccompanied Minors	0.00	8	0	0	0	0	0	0	0	0
DVR	0.53	16	545	794	0	2	540	792	0	0
Regular Case Mgt	0.52	15	535	468	0	1	530	466	0	0
SE Case Mgt	0.01	21	10	6	0	0	10	6	0	0
Assess Job Skill	0.01	45	10	7	0	0	10	7	0	0
Medical/Psych Tx	0.20	20	210	41	0	0	210	41	0	0
Training & Educ	0.12	15	120	130	0	0	120	130	0	0
Personal Support	0.12	12	125	78	0	0	125	78	0	0
Work Support	0.08	11	85	56	0	0	85	56	0	0
MIID	1.88	10	1,940	5,772	525	1,269	1,205	3,444	205	1,029
Case Management	0.61	14	630	1,459	205	422	310	900	115	137
Crisis Services	0.82	5	840	350	165	128	600	196	75	25
CMHC Intake	0.65	13	675	120	230	37	365	61	80	21
Outpatient Tx	1.15	12	1,185	951	385	313	720	573	80	64
Medication Mgt	0.23	40	235	38	25	3	190	33	20	2
Day Treatment	0.16	28	165	491	40	257	100	213	25	21
State Institutions	0.13	10	135	2,173	0	0	115	1,387	20	758
CSTC	0.00	6	0	84	0	84	0	0	0	0
ITA-Comm Hosp	0.03	38	35	85	10	25	25	60	0	0
Adlt Res Tx Fac	0.00	7	0	13	0	0	0	13	0	0
DSHS Agency Total	26.00	12	26,810	84,503	12,625	27,377	12,265	44,246	1,745	12,822

Service costs in \$ thousands. Client counts rounded to nearest multiple of five.

White (NonHisp.) Clients	White (NonHisp.) Service Cost (\$000's)	Black (NonHisp.) Clients	Black (NonHisp.) Service Cost (\$000's)	Indian (NonHisp.) Clients	Indian (NonHisp.) Service Cost (\$000's)	Asian (NonHisp.) Clients	Asian (NonHisp.) Service Cost (\$000's)	Hispanic Clients	Hispanic Service Cost (\$000's)	Unknown Race Clients	Unknown Race Service Cost (\$000's)
1,205	9,329	5	52	125	958	0	0	5	38	35	14
580	25	0	0	75	6	0	0	5	0	20	1
425	816	0	0	60	130	0	0	0	2	5	4
370	1,442	0	2	40	205	0	0	0	4	5	4
35	28	0	0	0	0	0	0	0	0	0	0
50	82	0	0	0	0	0	0	0	0	0	0
455	6,915	0	49	35	616	0	0	0	32	0	4
60	12	0	0	5	1	0	0	0	0	15	2
760	488	5	2	185	155	0	1	20	7	0	0
45	25	0	0	5	4	0	0	5	3	0	0
170	28	0	0	60	10	0	0	5	1	0	0
85	153	0	1	55	86	0	0	0	0	0	0
680	252	0	1	140	43	0	1	20	3	0	0
5	4	0	0	0	0	0	0	0	0	0	0
30	25	0	0	15	11	0	0	0	0	0	0
2,710	2,862	30	148	365	576	15	20	145	123	315	157
1,585	235	5	0	130	20	5	1	20	3	265	35
150	118	0	1	5	2	0	0	5	4	0	0
365	0	0	0	55	0	0	0	25	0	5	0
135	21	0	1	25	2	0	0	5	0	0	0
50	63	0	3	5	6	0	0	0	2	0	0
545	1,306	10	61	165	377	5	17	30	60	0	2
45	560	5	43	10	112	0	0	0	0	0	0
90	369	15	32	10	15	0	2	5	9	30	113
150	123	0	6	25	21	0	0	60	41	15	8
150	123	5	2	35	21	0	0	10	5	0	0
335	9,733	0	1	30	145	0	0	10	231	0	0
245	0	0	0	30	0	0	0	5	0	0	0
80	9,062	0	0	0	120	0	0	0	228	0	0
25	260	0	0	5	9	0	0	0	0	0	0
70	278	0	0	5	4	0	0	0	1	0	0
15	51	0	1	0	9	0	0	0	2	0	0
10	9	0	0	0	0	0	0	0	0	0	0
30	53	0	0	5	3	0	0	0	0	0	0
17,145	22,320	75	109	2,030	2,933	50	59	640	504	110	28
6,635	9,103	30	49	1,085	1,627	15	25	160	311	0	2
3,515	3,236	10	11	325	265	15	13	80	55	0	0
540	301	5	3	90	38	0	0	5	3	50	20
1,135	396	10	4	90	27	5	1	20	7	0	0
130	109	0	1	20	16	0	0	0	0	0	0
1,010	1,303	5	8	75	114	5	4	10	16	20	2
1,635	454	10	2	165	40	5	0	20	4	5	2
15,755	7,378	65	31	1,735	803	40	14	620	215	15	2
0	1	0	0	0	0	0	1	0	0	0	0
30	391	0	8	10	240	0	14	5	103	0	5
15	40	0	4	0	6	0	0	0	0	0	4
15	125	0	0	5	72	0	0	0	0	0	1
10	221	0	4	5	162	0	14	5	103	0	0
5	5	0	0	0	1	0	0	0	0	0	0
16,810	22,493	80	92	2,000	2,901	50	54	710	445	90	197
2,120	0	10	0	310	0	5	0	165	0	10	0
1,745	8,139	5	14	230	1,395	5	23	55	134	15	151
5,070	1,069	20	4	535	103	10	1	180	37	15	2
5,085	1,622	25	5	375	144	15	2	115	28	20	4
12,355	4,373	65	20	1,525	781	30	11	440	125	55	23
170	42	5	1	15	4	0	0	0	1	0	0
11,715	3,241	55	24	1,020	191	30	4	355	36	40	5
5,140	935	35	6	345	59	20	6	140	17	15	2
7,750	2,329	40	12	680	175	20	5	160	50	35	9
2,325	140	15	1	170	10	10	0	170	14	10	0
240	177	0	1	15	8	5	2	0	0	0	0
1,460	426	5	2	95	29	0	0	10	3	5	1
10	1	0	0	0	0	5	0	0	0	0	0
10	1	0	0	0	0	5	0	0	0	0	0
0	0	0	0	0	0	0	0	0	0	0	0
0	0	0	0	0	0	0	0	0	0	0	0
0	0	0	0	0	0	0	0	0	0	0	0
520	761	0	0	15	18	0	3	5	7	5	5
510	447	0	0	15	12	0	2	5	4	5	4
10	5	0	0	0	0	0	0	0	0	0	1
10	7	0	0	0	0	0	0	0	1	0	0
200	40	0	0	5	1	0	0	5	0	0	0
110	124	0	0	5	3	0	1	0	1	0	1
120	77	0	0	5	2	0	0	0	0	0	0
80	56	0	0	0	0	0	0	0	1	0	0
1,730	5,246	10	22	120	366	5	4	40	81	40	53
550	1,341	5	11	45	73	0	2	20	22	15	8
760	328	0	1	55	14	0	0	20	4	5	3
610	108	0	0	40	6	0	0	15	2	10	3
1,060	859	10	7	65	41	0	0	20	7	35	37
225	36	5	1	5	0	0	0	0	0	0	0
150	387	0	0	10	85	0	0	5	18	0	0
130	2,010	0	0	5	135	0	0	0	28	0	0
0	64	0	0	0	0	0	0	0	0	0	0
30	70	0	0	5	12	0	0	0	0	5	3
0	13	0	0	0	0	0	0	0	0	0	0
22,400	73,624	115	434	2,585	8,292	75	154	1,060	1,599	575	461

Service costs in \$ thousands. Client counts rounded to nearest multiple of five.

District 8	Use Rate (%)	Rank	Total Clients	Total Service Cost (\$000's)	Age 0-17 Clients	Age 0-17 Service Cost (\$000's)	Age 18-64 Clients	Age 18-64 Service Cost (\$000's)	Age Over 64 Clients	Age Over 64 Service Cost (\$000's)
1992 Est. Pop. 102,620										
AASA	0.73	36	745	5,875	5	26	185	975	555	4,873
Case Mgt & Assmt	0.16	40	160	16	0	0	65	16	95	6
Chore Services	0.17	28	175	301	0	0	35	70	140	231
Personal Care	0.23	32	240	857	5	26	85	293	150	538
Adult Family Home	0.03	17	30	15	0	0	20	6	10	9
Congregate Care	0.04	27	45	72	0	0	10	17	35	55
Nursing Home	0.31	39	325	4,543	0	0	40	545	285	3,998
APS-Adult Prot	0.04	26	40	5	0	0	20	2	20	2
DASA	0.67	22	690	588	85	87	605	500	0	1
Detoxification	0.08	20	85	87	0	0	85	87	0	0
ADATSA Assessmt	0.10	40	105	18	0	0	105	18	0	0
Residential Tx	0.08	32	85	178	15	48	70	130	0	0
Outpatient Tx	0.54	18	555	303	75	38	480	264	0	1
Methadone Tx	0.00	34	0	0	0	0	0	0	0	0
ADATSA Stipend	0.00	44	0	1	0	0	0	1	0	0
DCFS	3.57	13	3,665	3,311	3,160	3,234	385	63	0	0
CPS Acc Ref-Child	1.86	15	1,910	306	1,805	290	20	3	0	0
Family Rec Serv	0.19	15	190	154	180	145	10	7	0	0
First Steps	0.39	10	405	0	85	0	320	0	0	0
Home Services	0.03	31	30	17	20	9	10	7	0	0
Interim Care	0.01	39	15	35	15	28	0	6	0	0
Foster Care	0.33	28	335	830	315	804	15	26	0	0
Group TX Care	0.04	12	40	608	40	607	0	1	0	0
Adoption	0.06	15	60	168	60	168	0	0	0	0
Emp/Tmg CC-Child	0.93	6	960	1,018	940	1,006	15	13	0	0
Therapy CC-Child	0.14	26	145	145	140	145	0	0	0	0
DDD	0.44	13	450	1,625	225	206	220	1,412	5	6
Case Management	0.41	9	420	0	210	0	205	0	0	0
RHC-Res Hsb Ctr	0.00	13	0	131	0	131	0	0	0	0
Comm Residential	0.12	6	125	1,034	0	0	120	1,031	0	3
Emp & Training	0.07	32	75	281	0	0	75	281	0	0
Family Support	0.04	17	40	82	30	71	5	11	0	0
Prof Services	0.02	16	20	7	5	3	10	5	0	0
Supplemental Community	0.11	1	115	86	10	2	105	84	0	0
DIA	12.66	20	12,995	17,479	6,580	10,059	6,015	7,169	365	227
Regular AFDC	5.78	21	5,930	8,365	3,930	5,554	1,995	2,810	5	1
Employable AFDC	2.10	21	2,160	1,861	1,200	1,035	955	826	0	0
IA ChildCare-Chd	0.80	15	820	490	770	462	20	5	0	1
JOBS	0.96	15	990	317	30	8	960	310	0	0
Pregnancy Grant	0.15	17	150	146	25	25	125	121	0	0
GA-U and GA-X	0.50	33	515	563	0	1	510	559	5	2
Aged,Blnd,Disbl	0.91	35	930	202	85	7	620	132	225	63
Food Assistance	11.59	20	11,890	5,487	6,120	2,965	5,510	2,362	260	160
Refugee Grant	0.03	30	30	35	5	4	25	32	0	0
DJR	0.05	15	45	698	35	584	10	115	0	0
Parole	0.02	11	20	99	10	69	10	31	0	0
Community Placemt	0.02	9	20	158	15	130	5	28	0	0
DJR Institutions	0.02	24	20	411	20	364	0	46	0	0
DJR Special TX	0.01	6	10	30	5	20	5	10	0	0
MAA	12.49	22	12,820	16,629	7,035	5,279	4,990	10,063	755	1,287
Eligible No Svc	1.71	19	1,755	0	1,120	0	560	0	30	0
Hosp Inpatient	1.26	22	1,295	6,636	280	2,123	915	4,236	105	277
ER-Output & Physn	5.23	15	5,370	967	3,145	444	2,195	515	30	7
Hosp Outpatient	3.36	18	3,450	1,172	1,110	273	2,065	820	275	78
Physician&Clinic	8.59	22	8,815	3,308	4,575	1,070	3,755	2,183	490	55
Psych Services	0.13	42	140	32	35	19	95	13	10	0
Prescriptions	8.83	19	9,060	2,078	4,675	382	3,735	1,158	650	538
Dental Care	2.70	31	2,775	468	1,505	204	1,165	232	105	32
Other Medical	5.04	26	5,170	1,390	1,830	643	2,945	805	400	142
EPSDT	2.73	12	2,805	131	2,465	113	335	18	0	0
HMOs	0.02	46	25	14	15	8	10	6	0	0
Medicare Part B	0.81	37	835	235	0	0	275	78	560	158
DORA	0.32	26	330	42	105	5	200	36	25	1
Case Management	0.32	25	330	14	105	5	200	8	25	1
ESL Training	0.00	32	0	0	0	0	0	0	0	0
Employment Ser	0.09	10	95	28	0	0	95	28	0	0
Unaccompanied Minors	0.00	8	0	0	0	0	0	0	0	0
DVR	0.55	13	560	746	10	8	550	738	0	1
Regular Case Mgt	0.51	16	530	477	10	6	515	471	0	1
SE Case Mgt	0.03	2	30	20	0	0	30	20	0	0
Assess Job Skill	0.02	30	20	13	0	0	20	13	0	0
Medical/Psych Tx	0.25	13	255	59	5	1	250	57	0	0
Training & Educ	0.10	21	100	120	0	0	100	120	0	0
Personal Support	0.06	39	60	21	0	0	55	21	0	0
Work Support	0.08	11	75	36	0	0	75	36	0	0
MHD	1.03	31	1,055	4,045	340	747	635	2,859	75	437
Case Management	0.41	27	425	1,122	150	299	235	747	40	77
Crisis Services	0.09	43	90	41	5	1	80	25	5	14
CMHC Intake	0.48	25	490	72	195	29	270	39	20	4
Outpatient Tx	0.67	31	690	688	270	286	390	385	25	17
Medication Mgt	0.38	20	390	113	35	3	320	102	30	7
Day Treatment	0.14	31	140	309	35	78	95	216	5	15
State Institutions	0.05	30	55	1,391	0	0	45	1,088	10	303
CSTC	0.00	6	0	43	0	43	0	0	0	0
ITA-Comm Hosp	0.07	15	75	181	0	9	70	172	5	0
Adlt Res Tx Fac	0.00	7	0	0	0	0	0	0	0	0
DSHS Agency Total	18.30	19	18,785	51,938	9,935	20,235	7,725	23,920	940	6,834

Service costs in \$ thousands. Client counts rounded to nearest multiple of five.

White (NonHisp.) Clients	White (NonHisp.) Service Cost (\$000's)	Black (NonHisp.) Clients	Black (NonHisp.) Service Cost (\$000's)	Indian (NonHisp.) Clients	Indian (NonHisp.) Service Cost (\$000's)	Asian (NonHisp.) Clients	Asian (NonHisp.) Service Cost (\$000's)	Hispanic Clients	Hispanic Service Cost (\$000's)	Unknown Race Clients	Unknown Race Service Cost (\$000's)
695	5,593	15	74	0	0	15	84	15	124	0	0
150	15	0	0	0	0	5	0	5	1	0	0
165	286	5	12	0	0	0	0	5	3	0	0
215	766	5	12	0	0	15	46	5	33	0	0
30	14	0	1	0	0	0	0	0	0	0	0
45	71	0	0	0	0	0	0	0	1	0	0
310	4,273	5	47	0	0	5	38	5	85	0	0
40	5	0	0	0	0	0	0	0	0	0	0
600	507	20	12	15	12	0	3	50	54	0	0
75	78	5	2	0	2	0	0	5	5	0	0
90	16	5	1	5	1	0	0	5	1	0	0
75	149	0	2	0	5	0	0	10	22	0	0
490	264	10	6	10	4	0	3	45	27	0	0
0	0	0	0	0	0	0	0	0	0	0	0
0	0	0	0	0	1	0	0	0	0	0	0
2,725	2,573	80	91	50	29	35	29	625	544	145	46
1,585	254	25	4	35	5	25	4	125	24	110	15
160	127	5	2	0	2	5	3	20	17	5	2
320	0	10	0	5	0	5	0	60	0	5	0
25	16	0	1	0	0	0	0	5	1	0	0
15	35	0	0	0	0	0	0	0	0	0	0
255	682	10	32	10	10	5	17	50	90	0	0
35	592	0	0	0	0	0	0	0	16	0	0
30	99	5	16	5	11	0	0	5	16	20	26
540	607	30	34	0	0	5	5	380	369	5	3
120	131	0	2	5	1	0	0	20	11	0	0
405	1,557	10	22	5	22	10	6	15	13	0	4
380	0	10	0	5	0	10	0	15	0	0	0
0	131	0	0	0	0	0	0	0	0	0	0
110	983	5	19	0	18	0	4	0	6	0	4
70	273	0	0	0	2	0	0	0	6	0	0
35	80	0	0	0	0	0	1	0	0	0	0
15	6	0	0	0	0	0	0	0	1	0	0
105	80	5	2	0	2	0	0	0	1	0	0
10,320	14,001	300	481	60	95	280	413	1,765	2,335	270	154
4,795	6,717	190	269	25	38	105	184	815	1,150	5	7
1,735	1,489	35	29	15	14	35	37	320	267	20	26
515	335	25	15	0	2	5	5	70	36	205	97
850	264	25	7	5	1	5	1	105	44	0	0
135	126	5	4	0	0	5	5	10	10	0	0
435	493	10	11	5	10	15	12	40	32	15	5
800	162	10	1	5	1	55	21	60	16	5	0
9,575	4,383	285	144	55	28	245	130	1,700	780	40	19
20	19	0	0	0	0	15	17	0	0	0	0
35	533	0	49	0	0	0	5	5	110	0	0
15	84	0	1	0	0	0	0	0	14	0	0
15	94	0	8	0	0	0	0	5	56	0	0
15	325	0	41	0	0	0	5	0	40	0	0
10	30	0	0	0	0	0	0	0	1	0	0
10,205	13,931	270	374	55	58	265	226	1,975	1,970	50	70
1,355	0	40	0	10	0	45	0	305	0	5	0
1,055	5,528	35	155	10	20	15	61	180	835	5	38
4,325	792	135	23	25	6	70	12	810	131	5	2
2,910	990	65	31	15	8	60	15	385	124	15	5
7,015	2,668	195	87	40	15	170	51	1,370	478	30	8
130	29	0	0	5	0	0	0	5	3	0	0
7,305	1,832	185	30	35	5	175	35	1,335	167	30	8
2,225	376	50	5	10	1	80	17	395	65	20	4
4,240	1,388	120	36	15	2	100	29	680	131	20	3
2,080	97	55	3	10	0	45	2	600	27	15	1
25	14	0	0	0	0	0	0	0	0	0	0
760	217	10	3	0	0	20	4	35	9	5	2
95	11	0	0	0	0	225	30	0	0	10	1
95	4	0	0	0	0	225	9	0	0	10	1
0	0	0	0	0	0	0	0	0	0	0	0
20	7	0	0	0	0	80	21	0	0	0	0
0	0	0	0	0	0	0	0	0	0	0	0
500	672	10	12	10	17	5	7	30	36	5	2
465	423	10	9	10	9	5	6	30	28	5	2
30	19	0	0	0	1	0	0	0	0	0	0
20	11	0	0	0	1	0	0	0	1	0	0
225	52	10	2	5	1	5	1	15	3	0	0
90	115	0	0	0	3	0	0	5	2	0	0
50	20	0	0	0	0	0	0	5	1	0	0
70	32	0	0	0	2	0	0	5	1	0	0
935	1,427	10	54	20	154	10	66	70	321	10	24
375	942	5	12	5	23	5	54	30	89	5	4
80	24	0	0	5	1	0	0	5	3	0	13
420	62	5	1	15	2	5	0	45	7	0	0
625	629	10	6	5	4	5	7	40	39	5	3
360	105	5	0	5	1	5	2	10	3	5	2
120	284	5	3	0	7	5	0	10	14	0	1
50	1,108	0	32	0	101	0	0	5	149	0	0
0	43	0	0	0	0	0	0	0	0	0	0
65	155	0	0	0	15	0	3	5	7	5	1
0	0	0	0	0	0	0	0	0	0	0	0
14,680	42,806	375	1,168	115	387	410	870	2,760	5,506	445	301

Service costs in \$ thousands. Client counts rounded to nearest multiple of five.

District 9	Use Rate (%)	Rank	Total Clients	Total Service Cost (\$000's)	Age 0-17 Clients	Age 0-17 Service Cost (\$000's)	Age 18-64 Clients	Age 18-64 Service Cost (\$000's)	Age Over 64 Clients	Age Over 64 Service Cost (\$000's)
1992 Est. Pop. 102,004										
AASA	1.22	21	1,245	9,968	5	5	330	2,062	905	7,893
Case Mgt & Assmt	0.46	16	465	26	0	0	180	12	285	15
Chore Services	0.33	16	340	757	5	3	80	186	255	568
Personal Care	0.29	25	290	1,092	0	2	130	395	160	599
Adult Family Home	0.03	17	35	30	0	0	15	9	20	21
Congregate Care	0.12	7	125	233	0	0	80	151	45	103
Nursing Home	0.56	17	570	7,879	0	0	85	1,302	485	6,578
APS-Adult Prot	0.06	19	55	9	0	0	15	3	35	6
DASA	0.45	33	460	361	45	23	410	335	5	2
Detoxification	0.04	42	40	25	0	0	40	25	0	0
ADATSA Assessmnt	0.13	32	135	22	0	0	135	22	0	0
Residential Tx	0.07	36	75	101	5	15	65	85	0	0
Outpatient Tx	0.33	34	335	198	35	7	295	189	5	2
Methodone Tx	0.00	34	0	3	0	0	0	3	0	0
ADATSA Stipend	0.03	36	30	12	0	0	30	12	0	0
DCFS	2.50	25	2,545	2,157	2,055	1,973	440	164	0	0
CPS Acc Ref-Chld	1.29	30	1,315	186	1,280	180	5	1	0	0
Family Rec Serv	0.08	40	85	65	80	60	5	2	0	0
First Steps	0.41	9	420	0	40	0	380	0	0	0
Home Services	0.08	13	75	15	45	8	30	6	0	0
Interim Care	0.02	30	25	38	20	37	0	0	0	0
Foster Care	0.24	34	245	806	215	702	25	102	0	0
Group TX Care	0.02	24	20	342	20	305	5	39	0	0
Adoption	0.04	28	40	106	40	95	0	11	0	0
Emp/Trng CC-Chld	0.48	12	490	462	485	459	5	3	0	0
Therapy CC-Chld	0.13	29	135	122	125	112	0	0	0	0
DDD	0.68	2	625	43,090	115	1,854	530	39,843	50	1,393
Case Management	0.32	25	325	0	95	0	195	0	35	0
RHC-Res Hab Ctr	0.35	2	360	41,121	15	1,784	335	38,036	10	1,301
Comm Residential	0.08	19	80	1,423	0	0	75	1,344	5	80
Emp & Training	0.13	7	130	417	0	1	126	406	10	11
Family Support	0.02	37	20	76	15	68	5	7	0	1
Prof Services	0.02	16	25	14	10	1	10	12	0	0
Supplemental Community	0.04	17	40	38	0	0	35	38	0	0
DIA	11.91	26	12,150	16,168	5,910	8,879	5,810	7,075	425	213
Regular AFDC	4.78	28	4,870	6,875	3,170	4,417	1,700	2,457	0	0
Employable AFDC	2.63	15	2,680	2,497	1,505	1,391	1,175	1,105	0	0
IA ChildCare-Chld	0.46	31	470	320	455	314	15	7	0	0
JOBS	0.58	24	590	300	20	10	570	290	0	0
Pregnancy Grant	0.11	28	105	95	15	13	90	82	0	0
GA-U and GA-X	0.42	40	435	620	0	1	430	618	0	1
Aged, Blind, Disbl	1.23	27	1,255	278	115	10	865	193	275	75
Food Assistance	10.78	24	11,000	5,133	5,605	2,720	5,145	2,275	245	137
Refugee Grant	0.01	42	15	13	0	2	10	11	0	0
DJR	0.03	30	25	513	25	422	5	91	0	0
Parole	0.01	26	10	38	5	34	0	4	0	0
Community Placmnt	0.01	22	5	87	5	21	5	66	0	0
DJR Institutions	0.02	24	20	379	15	359	0	20	0	0
DJR Special TX	0.01	6	5	9	5	8	0	1	0	0
MAA	12.80	20	13,060	15,978	6,565	4,011	5,430	10,382	1,025	1,578
Eligible No Svc	1.56	23	1,595	0	1,000	0	570	0	35	0
Hosp Inpatient	1.26	22	1,285	5,292	215	1,274	940	3,854	135	165
ER-Output & Physn	3.25	27	3,310	645	1,765	257	1,515	382	30	6
Hosp Outpatient	2.78	21	2,835	1,137	670	254	1,860	797	305	86
Physician&Clinic	9.13	18	9,310	3,058	4,540	953	4,125	2,057	640	48
Psych Services	0.22	22	220	43	35	12	180	30	10	0
Prescriptions	8.64	22	8,815	2,582	4,110	310	3,815	1,456	890	816
Dental Care	3.45	24	3,525	616	1,760	224	1,560	355	205	37
Other Medical	5.98	20	6,100	1,845	2,055	469	3,510	1,196	535	180
EPSDT	2.27	20	2,315	147	1,940	128	380	19	0	0
HMOs	0.27	14	275	207	170	130	110	77	0	0
Medicare Part B	1.31	19	1,330	407	0	0	520	166	815	241
DORA	0.07	43	75	5	30	2	45	4	0	0
Case Management	0.07	43	75	3	30	2	45	2	0	0
ESI, Training	0.00	32	5	1	0	0	5	1	0	0
Employment Ser	0.00	40	5	1	0	0	5	1	0	0
Unaccompanied Minors	0.00	8	0	0	0	0	0	0	0	0
DVR	0.36	32	370	562	0	0	365	562	0	0
Regular Case Mgt	0.34	34	350	327	0	0	345	327	0	0
SE Case Mgt	0.02	7	20	19	0	0	20	19	0	0
Assess Job Skill	0.02	30	20	10	0	0	20	10	0	0
Medical/Psych Tx	0.12	42	125	33	0	0	125	33	0	0
Training & Educ	0.10	21	100	105	0	0	100	105	0	0
Personal Support	0.08	24	75	28	0	0	75	28	0	0
Work Support	0.07	17	70	40	0	0	70	40	0	0
MHD	1.35	21	1,375	6,226	500	756	715	3,462	155	2,008
Case Management	0.44	23	445	476	185	159	195	248	70	69
Crisis Services	0.27	24	275	140	65	31	165	66	45	43
CMHC Intake	0.55	18	560	77	255	31	265	37	40	8
Outpatient Tx	0.94	18	955	648	420	261	485	369	50	18
Medication Mgt	0.28	37	290	44	20	2	230	35	40	7
Day Treatment	0.11	35	115	345	25	90	80	229	10	26
State Institutions	0.10	15	105	4,145	0	0	75	2,330	30	1,815
CSTC	0.00	6	5	163	5	163	0	0	0	0
ITA-Comm Hosp	0.03	38	30	87	5	18	20	67	5	1
Adlt Res Tx Fac	0.00	7	0	0	0	0	0	0	0	0
DSHS Agency Total	17.08	23	17,425	95,027	8,380	17,925	7,615	63,986	1,330	13,089

Service costs in \$ thousands. Client counts rounded to nearest multiple of five.

White (NonHisp.) Clients	White (NonHisp.) Service Cost (\$000's)	Black (NonHisp.) Clients	Black (NonHisp.) Service Cost (\$000's)	Indian (NonHisp.) Clients	Indian (NonHisp.) Service Cost (\$000's)	Asian (NonHisp.) Clients	Asian (NonHisp.) Service Cost (\$000's)	Hispanic Clients	Hispanic Service Cost (\$000's)	Unknown Race Clients	Unknown Race Service Cost (\$000's)
1,135	9,445	10	78	10	71	0	1	85	325	5	49
410	25	5	0	5	1	0	0	45	1	0	0
280	563	5	2	5	5	0	0	50	186	0	2
260	891	5	19	5	14	0	1	20	77	0	0
30	30	0	1	0	0	0	0	0	0	0	0
120	244	0	2	5	5	0	0	0	2	0	0
555	7,675	5	54	0	46	0	0	5	58	5	46
50	8	0	0	0	0	0	0	5	0	5	0
400	302	10	8	20	12	0	0	30	30	0	1
30	19	0	0	5	3	0	0	0	1	0	1
120	19	5	1	5	1	0	0	5	1	0	0
60	89	5	6	5	3	0	0	5	3	0	0
295	170	0	0	10	3	0	0	30	24	0	0
0	3	0	0	0	0	0	0	0	0	0	0
25	8	5	1	0	1	0	0	0	1	0	0
1,750	1,645	25	59	70	51	20	12	500	326	175	63
1,010	144	10	2	40	7	15	1	95	13	145	18
75	55	0	1	0	2	0	0	10	7	0	0
290	0	0	0	5	0	5	0	115	0	0	0
60	14	0	0	5	0	0	0	5	1	0	0
15	25	0	0	0	2	0	2	5	8	0	0
195	702	10	17	20	26	0	3	20	56	0	1
20	314	0	24	0	0	0	0	0	4	0	0
20	66	0	11	0	0	0	0	0	3	15	26
195	215	0	3	10	3	0	1	275	225	10	15
110	95	0	0	10	11	0	4	10	10	0	3
650	40,758	15	758	10	599	5	151	15	823	0	0
300	0	5	0	5	0	0	0	10	0	0	0
340	38,898	5	701	5	593	0	114	5	815	0	0
75	1,354	0	36	0	3	0	31	0	0	0	0
120	384	5	16	5	2	0	7	0	8	0	0
20	72	0	3	0	0	0	0	0	0	0	0
25	14	0	0	0	0	0	0	0	0	0	0
35	37	0	1	0	0	0	0	0	0	0	0
9,680	13,333	175	228	290	473	95	106	1,830	1,972	85	55
4,035	5,731	70	107	165	242	30	33	575	762	0	0
2,130	2,029	35	29	75	67	25	20	410	343	5	7
350	228	10	5	5	3	5	1	50	50	50	33
480	243	10	5	10	4	5	2	85	46	0	0
90	81	0	1	0	1	0	0	15	12	0	0
370	546	5	9	10	14	5	7	35	44	5	0
1,100	221	20	3	25	5	10	2	100	46	5	2
8,750	8,220	155	69	275	134	80	34	1,720	666	20	9
0	2	0	0	0	0	10	8	0	0	5	3
20	387	0	0	0	38	0	0	5	88	0	0
5	24	0	0	0	10	0	0	0	4	0	0
5	83	0	0	0	4	0	0	0	0	0	0
15	272	0	0	0	22	0	0	5	84	0	0
5	8	0	0	0	1	0	0	0	0	0	0
10,180	12,986	165	236	270	310	185	202	2,185	2,162	75	76
1,090	0	20	0	45	0	35	0	395	0	10	0
965	4,067	10	91	25	117	25	111	250	870	5	37
2,570	520	40	7	85	21	15	4	585	92	10	2
2,275	948	30	14	50	12	35	7	430	149	15	7
7,290	2,349	110	36	180	59	130	43	1,550	557	50	14
200	36	5	1	5	3	1	0	10	1	0	2
6,995	2,266	100	26	160	36	95	11	1,425	238	40	4
3,095	554	45	6	85	14	45	7	240	30	15	6
5,110	1,567	75	38	130	37	70	12	695	188	25	3
1,690	112	35	2	35	2	60	4	475	24	20	2
250	186	10	9	10	7	0	1	5	4	0	0
1,245	383	10	4	5	2	5	1	60	16	5	1
45	3	0	0	0	0	30	2	0	0	5	0
45	2	0	0	0	0	30	1	0	0	5	0
5	0	0	0	0	0	0	0	0	0	0	0
0	0	0	0	0	0	5	1	0	0	0	0
0	0	0	0	0	0	0	0	0	0	0	0
330	507	5	7	5	13	0	4	25	30	0	1
315	291	5	5	5	5	0	2	25	23	0	1
20	18	0	0	0	1	0	0	0	0	0	0
20	9	0	0	0	0	0	0	0	0	0	0
115	30	0	0	0	0	0	0	10	2	0	0
95	95	0	1	5	4	0	1	5	3	0	0
70	27	0	0	0	0	0	0	5	1	0	0
65	37	0	0	0	3	0	0	0	1	0	0
1,240	5,772	20	150	35	107	10	13	60	145	10	39
400	402	5	20	10	9	5	4	25	40	0	0
245	103	5	4	10	3	0	0	5	2	5	28
500	68	10	2	15	1	5	0	35	5	0	0
850	569	15	15	25	22	10	4	50	37	5	1
265	41	5	1	5	1	0	0	5	1	0	0
100	306	0	0	5	19	0	3	5	17	0	0
95	3,969	0	105	0	45	0	0	5	26	0	0
5	163	0	0	0	0	0	0	0	0	0	0
20	55	0	3	0	6	0	0	0	13	5	10
0	0	0	0	0	0	0	0	0	0	0	0
13,485	85,146	220	1,525	340	1,672	220	491	2,820	5,908	340	285

Service costs in \$ thousands. Client counts rounded to nearest multiple of five.

District 10 1992 Est. Pop. 106,656	Use Rate (%)	Rank	Total Clients	Total Service Cost (\$000's)	Age 0-17 Clients	Age 0-17 Service Cost (\$000's)	Age 18-64 Clients	Age 18-64 Service Cost (\$000's)	Age Over 64 Clients	Age Over 64 Service Cost (\$000's)
AASA	0.91	28	970	9,680	0	5	160	979	805	8,686
Case Mgt & Assmt	0.27	27	290	12	0	0	80	8	210	5
Chore Services	0.29	19	305	661	0	5	65	148	240	508
Personal Care	0.20	47	270	877	0	0	65	254	155	623
Adult Family Home	0.01	36	15	13	0	0	10	5	5	8
Congregate Care	0.05	21	50	66	0	0	10	10	45	55
Nursing Home	0.47	27	500	8,045	0	0	35	555	460	7,490
AFS-Adult Prot	0.01	49	10	2	0	0	5	0	5	2
DASA	0.57	26	610	563	75	103	535	460	5	1
Detoxification	0.06	32	70	53	0	0	70	53	0	0
ADATSA Assessmnt	0.12	35	130	20	0	0	125	20	0	0
Residential Tx	0.09	31	95	194	15	65	80	129	0	0
Outpatient Tx	0.46	20	495	244	65	37	430	206	5	1
Methadone Tx	0.00	34	5	3	0	0	5	3	0	0
ADATSA Stipend	0.07	24	75	49	0	0	75	49	0	0
DCFS	2.42	27	2,580	2,631	2,195	2,310	290	187	5	1
CPS Acc Ref-Child	1.35	29	1,440	200	1,405	195	5	1	0	0
Family Rec Serv	0.11	33	115	86	90	71	15	10	0	0
First Steps	0.22	23	240	0	40	0	195	0	0	0
Home Services	0.08	13	90	48	50	26	25	11	0	0
Interim Care	0.02	30	25	65	25	60	0	4	0	0
Foster Care	0.35	26	370	1,122	325	1,016	30	104	0	0
Group TX Care	0.04	12	40	446	35	413	0	31	0	0
Adoption	0.04	28	45	142	45	142	0	0	0	0
Emp/Trng CC-Child	0.41	18	435	343	405	336	25	5	0	0
Therapy CC-Child	0.23	8	240	152	230	122	5	21	0	0
DDD	0.36	21	390	2,326	205	131	170	2,129	10	64
Case Management	0.35	17	370	0	200	0	160	0	10	0
RHC-Res Hab Ctr	0.00	13	0	25	0	0	0	25	0	0
Comm Residential	0.09	13	95	1,812	0	80	95	1,683	0	48
Emp & Training	0.08	27	90	340	0	0	85	325	0	15
Family Support	0.01	46	10	17	10	17	0	0	0	0
Prof Services	0.06	2	60	62	25	28	30	34	5	1
Supplemental Community	0.05	11	50	71	0	6	45	62	0	0
DIA	7.60	37	8,105	9,110	3,880	4,930	3,935	4,028	285	152
Regular AFDC	3.05	40	3,250	4,422	2,100	2,859	1,145	1,561	0	2
Employable AFDC	0.77	40	815	639	450	359	365	281	0	0
IA ChildCare-Chd	0.30	38	325	219	310	217	10	2	0	0
JOBS	0.23	45	240	88	5	1	235	87	0	0
Pregnancy Grant	0.07	40	75	59	10	7	70	52	0	0
GA-U and GA-X	0.41	42	435	596	0	0	435	596	0	0
Aged,Blind,Disabl	0.72	42	765	184	65	10	510	130	190	44
Food Assistance	6.79	37	7,240	2,888	3,565	1,477	3,495	1,306	175	105
Refugee Grant	0.00	47	0	1	0	0	0	1	0	0
DJR	0.02	41	25	474	20	309	5	166	0	0
Parole	0.01	26	10	30	10	26	0	3	0	0
Community Placmt	0.00	41	5	39	5	22	0	17	0	0
DJR Institutions	0.02	24	20	399	15	254	5	145	0	0
DJR Special TX	0.00	33	5	6	5	6	0	0	0	0
MAA	7.69	38	8,205	11,462	3,970	3,105	3,275	7,274	855	1,083
Eligible No Svc	1.11	34	1,185	0	675	0	375	0	30	0
Hosp Inpatient	0.81	37	860	4,526	140	1,443	610	2,981	115	102
ER-Output & Physn	2.20	37	2,345	515	1,170	179	1,145	334	30	3
Hosp Outpatient	1.39	39	2,930	832	625	160	1,170	602	235	69
Physician&Clinic	5.44	37	5,795	2,144	2,720	627	2,520	1,481	555	36
Psych Services	0.12	44	125	35	25	17	95	18	5	0
Prescriptions	5.24	37	5,590	1,557	2,460	195	2,385	844	745	518
Dental Care	2.26	38	2,405	472	1,295	193	975	243	135	36
Other Medical	3.54	37	3,780	1,015	1,300	210	2,045	688	435	117
EPSDT	1.30	36	1,390	88	1,120	71	270	17	0	0
HMOs	0.03	42	30	19	15	12	10	7	0	0
Medicare Part B	0.85	35	910	260	0	0	205	59	700	201
DORA	0.01	48	10	1	5	0	5	0	0	0
Case Management	0.01	48	10	1	5	0	5	0	0	0
ESL Training	0.00	32	0	0	0	0	0	0	0	0
Employment Ser	0.00	40	0	0	0	0	0	0	0	0
Unaccompanied Minors	0.00	8	0	0	0	0	0	0	0	0
DVR	0.39	25	420	664	5	4	410	659	0	0
Regular Case Mgt	0.38	26	405	373	5	4	400	369	0	0
SE Case Mgt	0.01	21	10	15	0	0	10	15	0	0
Assess Job Skill	0.04	12	40	21	0	0	40	21	0	0
Medical/Psych Tx	0.21	18	225	69	5	1	220	69	0	0
Training & Educ	0.09	25	95	74	0	0	95	74	0	0
Personal Support	0.10	19	110	77	0	0	110	77	0	0
Work Support	0.06	19	65	34	0	0	65	34	0	0
MHD	1.36	20	1,450	3,263	435	798	865	2,479	145	672
Case Management	0.40	28	425	470	110	103	230	298	85	68
Crisis Services	0.16	32	175	153	25	4	135	146	10	2
CMHC Intake	0.73	9	780	107	255	29	450	59	75	13
Outpatient Tx	1.01	16	1,080	957	355	357	630	536	95	82
Medication Mgt	0.35	24	380	94	30	5	280	67	65	20
Day Treatment	0.22	14	235	732	90	292	90	205	55	231
State Institutions	0.05	30	50	1,223	0	0	45	968	5	256
CSTC	0.00	6	0	10	0	10	0	0	0	0
ITA-Comm Hosp	0.03	38	30	43	0	18	25	27	0	0
Adlt Res Tx Fac	0.00	7	0	6	0	0	0	6	0	0
DSHS Agency Total	12.42	35	13,250	40,877	6,460	11,795	5,460	18,361	1,125	10,668

Service costs in \$ thousands. Client counts rounded to nearest multiple of five.

White (NonHisp.) Clients	White (NonHisp.) Service Cost (\$000's)	Black (NonHisp.) Clients	Black (NonHisp.) Service Cost (\$000's)	Indian (NonHisp.) Clients	Indian (NonHisp.) Service Cost (\$000's)	Asian (NonHisp.) Clients	Asian (NonHisp.) Service Cost (\$000's)	Hispanic Clients	Hispanic Service Cost (\$000's)	Unknown Race Clients	Unknown Race Service Cost (\$000's)
940	9,449	5	27	20	70	0	0	5	72	5	62
275	11	0	0	10	0	0	0	0	0	0	0
290	647	0	1	10	13	0	0	0	0	0	0
205	815	0	1	10	46	0	0	0	14	0	0
15	9	0	4	0	0	0	0	0	0	0	0
50	60	0	0	5	5	0	0	0	0	0	0
490	7,898	0	21	0	5	0	0	0	58	5	62
10	2	0	0	0	0	0	0	0	0	0	0
525	508	10	2	45	29	5	1	25	19	5	4
55	44	0	0	5	4	0	0	5	5	0	0
110	18	0	0	10	2	0	0	5	0	0	0
85	181	0	1	0	3	0	0	0	7	0	2
430	219	5	1	35	16	5	1	15	5	5	2
5	3	0	0	0	0	0	0	0	0	0	0
65	44	0	0	5	5	0	0	0	1	0	0
1,770	7,051	95	133	120	175	60	23	220	155	315	93
945	136	45	6	75	12	45	5	65	9	265	32
100	77	16	4	5	3	0	2	0	0	0	1
190	0	10	0	10	0	5	0	25	0	5	0
70	45	0	1	15	2	0	0	5	1	0	0
20	57	5	5	0	0	0	0	0	0	0	2
275	847	20	59	25	122	5	14	25	56	25	24
35	411	0	16	0	19	0	0	0	0	0	0
30	107	5	8	0	5	0	0	0	7	5	14
280	232	20	21	5	3	0	1	115	71	20	15
180	114	20	12	15	9	5	1	20	11	0	4
340	2,303	5	3	10	18	5	0	10	0	20	2
325	0	5	0	10	0	5	0	10	0	15	0
0	25	0	0	0	0	0	0	0	0	0	0
95	1,812	0	0	0	0	0	0	0	0	0	0
85	323	0	3	0	14	0	0	0	0	0	0
10	16	0	0	0	0	0	0	0	0	0	0
55	59	0	0	0	3	0	0	0	0	5	0
50	69	0	0	0	0	0	0	0	0	0	2
6,440	7,330	205	229	390	587	120	124	930	828	25	13
2,620	3,561	90	122	185	288	50	57	305	389	5	5
570	449	20	16	110	89	10	4	115	82	0	0
275	197	10	7	15	4	5	2	15	4	10	5
200	78	5	1	5	1	5	2	20	6	0	0
65	50	5	4	0	1	0	1	5	3	0	0
375	533	5	7	20	26	10	13	20	17	0	0
685	155	5	1	30	12	15	4	20	10	5	1
5,700	2,295	190	70	345	165	100	40	900	316	5	2
0	1	0	0	0	0	0	0	0	0	0	0
20	436	0	31	0	0	0	0	0	0	0	7
10	26	0	4	0	0	0	0	0	0	0	0
5	32	0	0	0	0	0	0	0	0	0	7
20	372	0	27	0	0	0	0	0	0	0	0
5	6	0	0	0	0	0	0	0	0	0	0
6,635	9,303	150	220	425	868	105	85	870	766	20	19
945	0	25	0	35	0	25	0	150	0	5	0
690	3,597	10	134	60	444	10	27	90	321	0	2
1,845	418	50	9	175	49	20	3	250	36	5	0
1,710	705	40	9	120	55	20	10	135	47	5	6
4,690	1,707	90	28	400	182	60	20	550	205	10	4
110	26	5	8	5	1	0	0	0	0	0	0
4,610	1,423	90	11	315	56	55	9	505	55	15	4
2,020	391	40	7	130	33	20	5	200	35	5	1
3,085	896	55	12	210	41	45	10	375	56	10	1
1,110	72	35	2	65	4	5	0	175	10	0	0
25	17	0	0	0	1	0	0	0	0	0	0
870	250	5	1	10	3	10	2	10	3	5	1
10	0	0	0	0	0	5	0	0	0	0	0
10	0	0	0	0	0	5	0	0	0	0	0
0	0	0	0	0	0	0	0	0	0	0	0
0	0	0	0	0	0	0	0	0	0	0	0
0	0	0	0	0	0	0	0	0	0	0	0
355	570	5	1	5	10	10	15	30	48	10	20
345	318	5	1	5	4	10	9	30	31	10	11
10	14	0	0	0	2	0	0	0	0	0	0
35	17	0	0	0	0	0	0	5	3	0	1
190	59	0	0	5	1	5	2	25	7	5	1
80	68	0	0	0	1	0	0	5	3	0	2
95	66	0	0	0	2	0	1	5	4	0	4
60	28	0	0	0	1	5	5	0	1	0	0
1,260	3,607	30	65	55	50	15	63	80	163	10	16
365	429	5	5	20	13	5	11	25	11	0	2
160	149	0	0	5	2	0	0	5	2	0	1
675	89	20	2	20	3	15	1	55	6	0	6
945	858	20	12	45	17	10	12	60	53	5	6
345	89	5	0	10	1	5	1	10	1	5	2
210	654	10	25	0	12	0	4	5	38	0	0
45	1,148	0	2	0	0	0	22	0	52	0	0
0	10	0	0	0	0	0	0	0	0	0	0
25	42	0	0	0	2	0	0	0	0	0	0
0	6	0	0	0	0	0	0	0	0	0	0
10,415	35,758	310	711	580	1,806	205	313	1,350	2,051	395	237

Service costs in \$ thousands. Client counts rounded to nearest multiple of five

District 11	Use Rate (%)	Rank	Total Clients	Total Service Cost (\$000's)	Age 0-17 Clients	Age 0-17 Service Cost (\$000's)	Age 18-64 Clients	Age 18-64 Service Cost (\$000's)	Age Over 64 Clients	Age Over 64 Service Cost (\$000's)
1992 Est.Pop. 104,819										
AASA	1.66	6	1,735	13,882	5	6	440	2,217	1,235	11,647
Case Mgt & Assmt	0.44	17	465	22	0	0	185	15	280	7
Chore Services	0.35	13	365	677	0	2	110	257	255	418
Personal Care	0.52	6	545	2,248	5	3	200	752	340	1,439
Adult Family Home	0.02	24	20	45	0	0	15	35	10	10
Congregate Care	0.04	27	40	51	0	0	25	33	15	18
Nursing Home	0.68	13	710	10,707	0	0	110	1,106	600	9,601
APS-Adult Prot	0.17	3	180	41	0	0	40	9	90	22
DASA	3.15	3	2,255	2,900	135	116	2,090	2,731	30	53
Detoxification	0.92	1	965	1,585	0	0	945	1,539	20	46
ADATSA Assessmnt	0.99	1	1,040	187	5	1	1,035	187	0	0
Residential Tx	0.31	4	325	711	20	91	300	620	0	0
Outpatient Tx	0.98	4	1,030	233	115	11	910	239	5	3
Methadone Tx	0.10	3	100	81	0	0	100	77	5	4
ADATSA Stipend	0.15	13	155	68	0	0	155	68	0	0
DCFS	3.90	10	4,085	5,609	3,685	5,429	305	128	5	3
CPS Acc Ref-Chld	2.16	9	2,260	373	2,200	363	5	1	0	0
Family Rec Serv	0.25	7	265	265	250	241	5	2	0	0
First Steps	0.28	15	300	0	45	0	250	0	0	0
Home Services	0.06	20	60	60	40	41	5	4	0	0
Interim Care	0.04	17	45	40	45	39	0	0	0	0
Foster Care	0.87	4	910	2,102	875	2,013	20	84	5	2
Group TX Care	0.05	8	55	999	50	979	5	20	0	0
Adoption	0.04	28	45	135	45	125	5	11	0	0
Emp/Tmg CC-Chld	0.58	9	615	819	595	811	15	7	0	1
Therapy CC-Child	0.37	2	385	804	380	804	0	0	0	0
DDD	0.34	26	355	1,092	150	160	200	929	5	3
Case Management	0.34	20	355	0	145	0	200	0	5	0
RHC-Res Hab Ctr	0.00	13	0	28	0	8	0	20	0	0
Comm Residential	0.02	42	25	605	5	81	20	524	0	0
Emp & Training	0.05	40	55	214	0	0	55	214	0	0
Family Support	0.03	25	25	51	25	39	5	13	0	0
Prof Services	0.01	37	15	30	5	14	10	13	0	3
Supplemental Community	0.03	22	30	153	5	19	25	134	0	0
DIA	24.02	6	25,180	40,248	10,145	20,322	13,365	18,866	1,470	1,058
Regular AFDC	10.64	5	11,155	18,126	7,345	12,042	3,810	6,081	5	3
Employable AFDC	2.78	12	2,910	3,066	1,580	1,631	1,325	1,434	0	2
IA ChildCare-Chld	1.15	4	1,210	1,344	1,180	1,334	25	9	0	1
JOBS	1.36	3	1,430	809	40	17	1,390	792	0	0
Pregnancy Grant	0.22	7	230	202	25	21	205	181	0	0
GA-U and GA-X	2.17	2	2,280	3,499	5	2	2,260	3,475	15	23
Aged,Blind,Disbl	3.58	4	3,755	1,393	140	44	2,360	862	1,240	487
Food Assistance	21.06	7	22,075	11,228	9,290	5,217	11,855	5,472	915	538
Refugee Grant	0.30	2	315	376	25	12	290	360	5	4
DJR	0.11	3	110	2,091	80	1,517	30	574	0	0
Parole	0.05	3	50	154	30	108	20	46	0	0
Community Placnt	0.02	9	25	309	15	153	10	157	0	0
DJR Institutions	0.08	2	80	1,594	65	1,227	15	367	0	0
DJR Special TX	0.02	2	15	33	15	28	5	5	0	0
MAA	23.13	6	24,245	37,568	10,555	7,921	11,420	25,936	2,195	3,711
Eligible No Svc	2.83	7	2,970	0	1,565	0	1,220	0	105	0
Hosp Inpatient	2.47	6	2,595	13,680	360	2,520	1,880	10,187	355	973
ER-Output & Physn	6.91	7	7,245	2,118	3,315	654	3,790	1,447	140	18
Hosp Outpatient	6.83	3	7,160	3,648	1,885	566	4,540	2,762	735	320
Physician&Clinic	16.75	6	17,560	6,750	7,315	1,670	8,670	4,835	1,575	245
Psych Services	0.54	4	570	157	65	44	480	112	25	1
Prescriptions	16.02	6	16,790	5,210	6,535	549	8,420	3,435	1,835	1,226
Dental Care	6.90	4	7,230	1,431	3,310	437	3,340	825	580	169
Other Medical	9.02	7	9,450	3,405	2,090	1,020	6,190	2,025	1,170	361
EPSDT	3.79	9	3,970	281	3,355	243	615	38	0	0
HMOs	0.31	13	320	319	210	219	110	101	0	0
Medicare Part B	1.93	5	2,025	569	0	0	615	170	1,410	399
DORA	3.91	2	4,100	574	1,565	135	2,290	424	240	14
Case Management	3.90	2	4,085	201	1,560	78	2,290	110	240	13
ESL Training	0.23	3	235	66	0	0	235	65	0	0
Employment Ser	0.27	3	280	214	5	2	275	212	0	1
Unaccompanied Minors	0.01	5	15	93	5	55	5	37	0	0
DVR	0.75	5	790	1,134	10	4	780	1,128	0	3
Regular Case Mgt	0.73	5	770	691	10	4	760	686	0	2
SE Case Mgt	0.02	7	20	18	0	0	20	18	0	0
Assess Job Skill	0.10	2	100	51	0	0	100	51	0	0
Medical/Psych Tx	0.30	6	315	106	5	1	315	105	0	1
Training & Educ	0.15	7	160	149	0	0	160	149	0	0
Personal Support	0.13	10	140	41	0	0	140	41	0	0
Work Support	0.12	6	120	77	0	0	120	77	0	0
MHD	2.38	5	2,495	14,827	315	1,362	1,850	11,476	330	1,988
Case Management	1.00	5	1,055	3,114	120	213	740	2,388	195	513
Crisis Services	0.85	4	890	236	115	42	710	174	70	19
CMHC Intake	0.52	22	540	95	100	16	315	52	125	26
Outpatient Tx	1.43	6	1,500	2,039	210	352	1,100	1,400	190	287
Medication Mgt	0.97	3	1,020	510	30	5	825	492	165	73
Day Treatment	0.40	5	415	1,085	65	415	305	619	50	50
State Institutions	0.19	6	200	6,780	0	0	180	5,786	20	993
CSTC	0.01	1	5	253	5	253	0	0	0	0
ITA-Comm Hosp	0.29	1	300	447	10	66	265	365	25	16
Adlt Res Tx Fac	0.00	7	0	0	0	0	0	0	0	0
DSHS Agency Total	31.68	7	33,210	119,925	13,530	36,971	16,580	64,409	2,695	18,481

Service costs in \$ thousands. Client counts rounded to nearest multiple of five.

White (NonHisp.) Clients	White (NonHisp.) Service Cost (\$000's)	Black (NonHisp.) Clients	Black (NonHisp.) Service Cost (\$000's)	Indian (NonHisp.) Clients	Indian (NonHisp.) Service Cost (\$000's)	Asian (NonHisp.) Clients	Asian (NonHisp.) Service Cost (\$000's)	Hispanic Clients	Hispanic Service Cost (\$000's)	Unknown Race Clients	Unknown Race Service Cost (\$000's)
1,175	10,341	195	1,532	30	74	175	1,385	25	141	135	410
315	13	75	5	10	1	55	4	5	0	5	0
275	518	50	80	5	4	20	33	5	11	15	32
300	1,054	85	342	15	36	125	737	10	46	10	33
15	12	5	25	0	0	0	0	0	0	0	7
30	34	5	12	0	3	0	0	0	1	0	1
585	8,650	55	1,037	10	26	35	593	5	84	15	317
70	16	10	4	0	0	0	1	0	0	95	20
1,240	1,609	595	726	235	466	30	20	140	172	15	7
560	884	180	274	135	296	5	4	85	126	0	1
545	97	370	67	75	13	5	1	45	8	5	1
180	398	115	274	15	18	5	4	5	16	0	1
545	146	310	66	90	16	25	9	55	15	5	1
70	55	25	22	0	0	5	3	5	1	0	0
80	24	40	16	25	22	0	0	5	6	0	0
1,720	2,406	1,055	2,017	245	357	255	127	150	198	655	505
1,000	167	535	94	145	25	155	22	75	13	350	52
155	142	45	42	10	8	10	17	10	6	30	49
145	0	70	0	5	0	45	0	25	0	5	0
35	39	10	9	5	8	5	2	0	1	0	2
20	18	20	19	0	0	0	0	0	3	0	0
340	744	360	946	105	222	25	38	35	72	45	79
35	655	15	250	0	20	0	4	0	70	0	0
30	100	5	13	5	13	0	0	5	3	5	8
155	203	185	278	10	9	25	20	15	11	230	297
165	326	165	367	20	51	15	22	10	19	10	19
260	1,014	50	10	10	50	30	2	5	2	5	13
260	0	50	0	10	0	30	0	5	0	5	0
0	28	0	0	0	0	0	0	0	0	0	0
20	543	0	7	0	47	0	0	0	0	0	8
50	207	0	2	0	3	5	2	0	0	0	0
20	43	5	1	0	0	0	1	0	2	0	5
15	30	0	0	0	0	0	0	0	0	0	0
25	153	0	0	0	0	0	0	0	0	0	0
10,745	15,729	6,095	10,790	1,030	1,605	5,390	9,914	1,235	1,826	685	383
4,180	6,533	3,370	5,512	530	861	2,515	4,345	545	853	15	22
1,245	1,200	485	493	85	50	910	1,153	170	148	15	22
380	470	380	456	30	29	75	64	35	48	315	276
530	300	475	252	50	42	315	196	65	40	0	0
115	100	60	48	5	5	35	36	15	13	0	0
1,225	1,904	540	871	90	126	280	431	105	163	35	4
1,700	622	560	190	130	48	1,130	465	115	45	65	23
9,535	4,488	5,650	2,878	945	459	4,740	2,864	1,130	508	70	32
45	50	40	54	0	0	230	271	0	0	0	2
30	581	55	1,036	10	229	5	76	10	165	0	3
15	58	30	83	0	3	0	0	5	9	0	1
5	52	10	204	5	18	0	26	0	7	0	2
20	456	40	741	10	203	5	50	5	145	0	0
10	15	5	8	5	6	0	0	0	4	0	0
10,670	18,251	5,635	7,274	905	1,621	5,485	8,289	1,330	1,922	220	211
1,355	0	850	0	100	0	430	0	210	0	25	0
1,285	6,892	540	2,620	120	738	475	2,583	160	782	15	62
3,525	1,104	2,115	566	335	138	800	174	440	129	30	8
3,265	1,692	1,865	853	290	124	1,285	758	405	193	45	28
7,210	2,847	3,770	1,226	675	279	4,835	1,990	935	373	140	35
375	99	95	36	15	5	60	12	25	4	0	0
7,080	2,597	3,305	669	610	137	4,715	1,698	765	157	115	40
2,895	569	1,555	262	245	43	2,170	489	315	61	45	8
4,250	1,881	2,035	705	385	125	2,250	499	460	180	70	15
1,460	102	1,175	85	140	9	880	64	285	19	30	2
105	108	175	182	20	13	10	5	10	12	0	0
1,285	359	240	69	35	11	375	105	45	12	80	13
365	51	225	69	0	0	3,485	451	10	1	15	1
365	15	220	10	0	0	3,475	174	10	1	15	1
35	9	45	20	0	0	155	36	0	0	0	0
40	27	45	39	0	0	195	148	0	0	0	1
0	0	0	0	0	0	15	93	0	0	0	0
505	761	190	238	25	38	30	59	15	19	20	19
495	458	185	147	25	25	30	34	15	14	20	14
10	10	5	6	0	0	0	2	0	0	0	0
60	31	25	10	5	3	10	7	0	0	0	0
200	75	80	21	15	4	10	3	5	1	10	2
110	113	30	21	5	1	10	8	5	4	5	3
85	23	40	15	5	1	5	2	0	0	0	0
75	51	30	17	5	4	5	4	0	1	0	0
1,610	10,808	335	2,395	90	294	170	705	210	413	75	213
715	2,416	150	350	20	72	95	106	65	162	5	10
610	163	120	29	40	8	30	6	90	30	0	0
365	68	55	8	10	1	40	7	70	11	0	0
970	1,504	205	247	55	58	145	136	125	91	5	3
710	388	135	67	20	8	105	32	45	13	0	1
295	703	75	256	15	33	20	59	10	33	0	0
145	5,022	40	1,179	5	45	5	306	5	55	0	173
0	67	5	134	0	52	0	0	0	0	0	0
155	261	45	81	10	17	15	48	10	14	70	25
0	0	0	0	0	0	0	0	0	0	0	0
14,785	61,551	7,285	26,088	1,300	4,634	6,290	21,028	1,880	4,860	1,670	1,765

Service costs in \$ thousands. Client counts rounded to nearest multiple of five.

District 12 1992 Est. Pop. 103,732	Use Rate (%)	Rank	Total Clients	Total Service Cost (\$000's)	Age 0-17 Clients	Age 0-17 Service Cost (\$000's)	Age 18-64 Clients	Age 18-64 Service Cost (\$000's)	Age Over 64 Clients	Age Over 64 Service Cost (\$000's)
AASA	1.62	8	1,680	13,371	0	2	340	1,890	1,335	11,477
Case Mgt & Assmt	0.61	5	630	27	0	0	175	11	455	15
Chore Services	0.37	10	380	615	0	1	80	139	300	475
Personal Care	0.43	12	445	1,386	0	0	145	391	295	994
Adult Family Home	0.02	24	20	38	0	0	5	7	15	31
Congregate Care	0.11	8	110	191	0	1	65	127	45	63
Nursing Home	0.81	7	840	11,106	0	0	90	1,213	750	9,893
APS-Adult Prot	0.06	19	60	8	0	0	20	2	35	5
DASA	1.03	10	1,065	998	110	156	945	838	15	5
Detoxification	0.19	9	190	121	0	0	185	117	5	4
ADATSA Assessmnt	0.23	17	235	40	0	0	235	40	0	0
Residential Tx	0.24	8	255	572	30	142	225	431	0	0
Outpatient Tx	0.72	9	745	226	85	13	650	211	5	1
Methadone Tx	0.00	34	0	0	0	0	0	0	0	0
ADATSA Stupend	0.11	19	115	38	0	0	110	38	0	0
DCFS	4.75	5	4,925	4,327	4,295	4,156	565	148	10	12
CPS Acc Ref-Child	1.38	27	1,435	212	1,395	207	5	1	0	0
Family Rec Serv	0.14	27	150	114	140	111	5	2	0	0
First Steps	0.51	6	530	0	105	0	430	0	0	0
Home Services	0.17	2	180	38	105	24	75	14	0	0
Interim Care	0.08	7	80	56	80	54	0	2	0	0
Foster Care	0.49	14	510	1,224	355	1,124	60	89	5	9
Group TX Care	0.04	12	45	517	40	493	5	23	0	0
Adoption	0.03	37	30	85	30	85	0	1	0	0
Emp/Tmg CC-Child	2.36	3	2,445	1,959	2,420	1,939	15	16	5	3
Therapy CC-Child	0.13	29	140	122	135	120	0	0	0	0
DDDD	0.35	25	360	1,126	160	97	190	1,005	10	24
Case Management	0.34	20	350	0	155	0	190	0	5	0
RHC-Res Hab Ctr	0.00	13	0	0	0	0	0	0	0	0
Comm Residential	0.07	23	70	663	0	7	70	656	0	0
Emp & Training	0.07	32	75	327	0	0	75	326	0	0
Family Support	0.02	37	20	89	20	89	0	0	0	0
Prof Services	0.01	37	15	8	0	0	10	7	0	0
Supplemental Community	0.03	22	35	15	5	1	30	15	0	0
DIA	17.80	13	18,460	20,011	8,840	10,903	8,930	8,752	685	354
Regular AFDC	6.11	18	6,335	8,523	4,235	5,729	2,100	2,794	0	0
Employable AFDC	2.14	19	2,220	1,813	1,250	1,009	970	805	0	0
IA ChildCare-Child	0.76	17	785	494	770	487	20	7	0	0
JOBS	1.02	12	1,055	407	30	8	1,025	400	0	0
Pregnancy Grant	0.17	10	175	147	40	33	135	114	0	0
GA-U and GA-X	0.89	14	925	1,221	0	1	920	1,221	0	0
Aged, Blind, Disabl	1.54	15	1,600	377	140	14	1,010	263	455	160
Food Assistance	16.41	12	17,020	6,979	8,345	3,619	8,235	3,106	435	254
Refugee Grant	0.03	30	35	32	10	4	25	28	0	0
DJR	0.04	21	45	718	40	645	5	73	0	0
Parole	0.02	11	20	69	15	52	5	17	0	0
Community Placmnt	0.02	9	20	212	15	197	0	15	0	0
DJR Institutions	0.02	24	20	403	20	363	5	40	0	0
DJR Special TX	0.02	2	20	33	15	32	0	1	0	0
MAA	19.17	10	19,390	24,772	11,175	7,815	6,950	14,627	1,620	2,331
Eligible No Svc	2.63	10	2,730	0	1,760	0	775	0	50	0
Hosp Inpatient	2.06	8	2,135	8,977	390	2,988	1,470	5,715	275	274
BR-Outpt & Physn	5.56	13	5,765	1,029	3,380	472	2,280	553	105	4
Hosp Outpatient	3.47	17	3,595	1,379	1,155	302	2,000	968	445	109
Physician & Clinic	13.77	9	14,290	5,444	7,745	1,801	5,420	3,539	1,125	104
Psych Services	0.10	48	105	34	30	12	75	22	5	0
Prescriptions	12.49	12	12,955	3,545	6,655	495	4,875	1,924	1,425	1,126
Dental Care	4.95	13	5,140	999	2,970	451	1,890	492	280	56
Other Medical	7.25	17	7,520	2,536	2,985	1,017	3,700	1,243	835	276
EPSDT	4.04	8	4,190	296	3,645	268	550	28	0	0
HMCs	0.03	42	30	14	20	9	10	5	0	0
Medicare Part B	1.70	7	1,760	519	0	0	470	137	1,285	382
DORA	0.15	34	160	7	75	3	70	3	10	1
Case Management	0.15	34	160	7	75	3	70	3	10	1
ESL Training	0.00	32	0	0	0	0	0	0	0	0
Employment Ser	0.00	46	0	0	0	0	0	0	0	0
Unaccompanied Minors	0.00	8	0	0	0	0	0	0	0	0
DVR	0.39	25	400	641	5	5	395	636	0	0
Regular Case Mgt	0.37	27	385	355	5	4	380	351	0	0
SE Case Mgt	0.02	7	15	15	0	0	15	15	0	0
Assess Job Skill	0.01	45	5	4	0	0	5	4	0	0
Medical/Psych Tx	0.18	25	190	48	5	1	180	47	0	0
Training & Educ	0.11	18	115	124	0	0	115	124	0	0
Personal Support	0.08	24	90	45	0	0	90	45	0	0
Work Support	0.08	11	80	50	0	0	80	50	0	0
MHD	1.76	12	1,825	5,378	375	552	1,265	4,280	180	546
Case Management	0.48	19	495	946	115	195	250	537	130	214
Crisis Services	1.04	2	1,075	418	195	55	830	325	50	37
CMHC Intake	0.68	12	700	110	175	26	450	69	75	14
Outpatient Tx	0.82	23	855	560	195	121	575	371	85	68
Medication Mgt	0.38	20	395	81	25	3	320	70	50	7
Day Treatment	0.10	37	100	143	20	63	50	69	30	11
State Institutions	0.11	12	115	2,930	0	13	100	2,728	10	189
CSTC	0.00	6	0	56	0	56	0	0	0	0
ITA-Comm Hosp	0.05	28	55	110	5	20	50	89	0	0
Adlt Res Tx Fac	0.00	7	0	0	0	0	0	0	0	0
DSHS Agency Total	27.55	8	28,575	71,349	14,540	24,334	11,815	32,254	2,005	14,749

Service costs in \$ thousands. Client counts rounded to nearest multiple of five.

White (NonHisp.) Clients	White (NonHisp.) Service Cost (\$000's)	Black (NonHisp.) Clients	Black (NonHisp.) Service Cost (\$000's)	Indian (NonHisp.) Clients	Indian (NonHisp.) Service Cost (\$000's)	Asian (NonHisp.) Clients	Asian (NonHisp.) Service Cost (\$000's)	Hispanic Clients	Hispanic Service Cost (\$000's)	Unknown Race Clients	Unknown Race Service Cost (\$000's)
1,580	12,584	10	20	55	618	5	24	20	95	15	30
585	24	5	0	20	1	0	0	10	1	10	0
355	579	5	4	15	19	0	0	5	6	5	8
415	1,292	5	8	15	48	5	22	5	16	0	0
20	38	0	0	0	0	0	0	0	0	0	0
105	174	0	7	0	7	0	2	0	0	0	0
795	10,468	0	1	35	544	0	0	10	71	5	21
60	7	0	0	0	0	0	0	0	0	0	0
825	827	10	12	80	68	0	0	150	86	5	5
170	112	0	0	5	5	0	0	15	3	0	0
195	34	5	0	35	5	0	0	5	1	0	0
220	462	5	11	15	43	0	0	10	52	0	5
555	184	5	0	55	13	0	0	130	28	5	0
0	0	0	0	0	0	0	0	0	0	0	0
105	34	5	0	0	1	0	0	5	3	0	0
2,370	2,042	25	82	200	452	15	12	2,065	1,621	255	117
1,055	157	10	2	70	12	15	2	170	24	115	15
130	106	5	2	0	1	0	1	5	4	5	1
330	0	0	0	15	0	0	0	180	0	5	0
125	22	5	2	25	7	0	0	25	6	0	0
65	43	0	4	5	6	0	0	10	4	0	0
325	703	15	32	100	289	5	6	65	179	5	14
35	381	0	36	5	76	0	0	5	25	0	0
10	35	0	0	0	3	0	0	5	9	15	39
630	536	0	0	35	26	0	2	1,665	1,347	110	47
75	60	5	3	30	32	0	1	30	23	0	2
300	1,038	0	0	25	49	0	11	35	28	0	0
290	0	0	0	25	0	0	0	35	0	0	0
0	0	0	0	0	0	0	0	0	0	0	0
65	617	0	0	5	33	0	2	0	11	0	0
70	296	0	0	5	14	0	9	0	8	0	0
20	87	0	0	0	2	0	0	0	0	0	0
15	8	0	0	0	0	0	0	0	0	0	0
30	14	0	0	0	0	0	1	0	0	0	0
13,030	15,850	75	83	810	1,267	110	133	4,380	2,646	60	33
5,020	6,775	20	36	470	682	35	43	790	984	5	2
1,825	1,471	10	3	125	134	20	24	225	167	15	14
675	450	5	2	40	12	5	2	45	21	20	7
945	372	10	4	40	15	5	2	50	15	0	0
155	131	0	1	10	7	0	1	5	7	0	0
810	1,102	10	11	35	48	10	10	60	49	0	0
1,415	329	10	2	70	17	20	3	80	26	5	0
11,860	5,176	65	25	705	351	90	42	4,275	1,376	30	10
30	27	0	0	0	0	5	4	0	0	0	0
35	569	0	0	0	33	0	0	5	116	0	0
20	64	0	0	0	2	0	0	0	4	0	0
15	150	0	0	0	21	0	0	5	42	0	0
15	326	0	0	0	11	0	0	5	66	0	0
15	29	0	0	0	0	0	0	0	4	0	0
13,200	18,829	65	84	830	983	105	81	5,630	4,749	55	46
1,615	0	5	0	115	0	15	0	965	0	10	0
1,420	6,670	10	23	80	293	5	20	615	1,954	5	17
3,860	734	25	9	270	52	15	3	1,585	228	10	4
2,540	1,058	10	8	160	67	10	4	865	238	10	4
9,585	3,677	50	15	625	323	65	16	3,935	1,400	30	14
100	30	5	1	5	1	0	0	5	2	0	0
9,250	3,186	45	16	440	106	60	12	3,145	223	15	2
3,690	725	15	3	135	32	45	13	1,240	224	10	2
5,615	2,088	35	6	280	92	50	10	1,530	339	15	2
2,285	151	15	1	95	6	20	1	1,760	136	15	1
25	13	0	0	0	0	5	1	0	0	0	0
1,675	496	10	3	45	12	10	3	20	5	0	1
125	5	0	0	0	0	30	1	0	0	10	0
125	5	0	0	0	0	30	1	0	0	10	0
0	0	0	0	0	0	0	0	0	0	0	0
0	0	0	0	0	0	0	0	0	0	0	0
0	0	0	0	0	0	0	0	0	0	0	0
375	383	0	0	10	15	5	6	15	36	0	0
360	331	0	0	10	8	0	2	15	14	0	0
15	13	0	0	0	0	0	1	0	0	0	0
5	3	0	0	0	1	0	0	0	0	0	0
175	32	0	0	5	0	0	0	5	15	0	0
105	116	0	0	0	2	0	2	5	4	0	0
80	43	0	0	5	1	0	0	5	1	0	0
75	44	0	0	5	3	0	1	0	2	0	0
1,645	4,795	10	130	65	225	10	12	85	298	10	9
450	876	5	8	20	36	5	7	15	18	0	0
985	377	5	2	25	6	5	2	55	31	0	0
635	99	0	0	25	4	5	1	30	5	5	1
770	513	5	7	40	25	5	2	35	10	5	3
370	76	5	0	5	1	5	1	15	2	0	0
90	119	0	6	5	3	0	0	5	15	0	0
100	2,565	0	100	5	149	0	0	5	115	0	0
0	56	0	0	0	0	0	0	0	0	0	0
45	90	0	3	0	0	0	0	5	11	5	5
0	0	0	0	0	0	0	0	0	0	0	0
18,420	57,121	105	411	1,075	3,710	130	282	8,475	9,594	370	240

Service costs in \$ thousands. Client counts rounded to nearest multiple of five.

District 13	Use Rate (%)	Rank	Total Clients	Total Service Cost (\$000's)	Age 0-17 Clients	Age 0-17 Service Cost (\$000's)	Age 18-64 Clients	Age 18-64 Service Cost (\$000's)	Age Over 64 Clients	Age Over 64 Service Cost (\$000's)
1992 Est. Pop. 102,913										
AASA	1.28	19	1,320	9,425	5	3	335	1,642	980	7,779
Case Mgt & Assmt	0.49	14	505	23	0	0	165	11	335	13
Chore Services	0.42	7	430	986	0	1	110	312	325	673
Personal Care	0.36	17	370	1,459	0	2	135	579	235	878
Adult Family Home	0.03	17	35	41	0	0	25	38	5	3
Congregate Care	0.05	21	50	94	0	0	25	37	25	36
Nursing Home	0.46	29	475	6,814	0	0	50	663	425	6,150
APS-Adult Prot	0.05	22	55	8	0	0	15	2	35	5
DASA	0.77	17	800	661	95	97	695	562	10	1
Detoxification	0.07	24	75	51	0	0	75	51	0	0
ADATSA Assessmnt	0.20	22	205	37	0	0	205	37	0	0
Residential Tx	0.18	14	185	307	30	77	155	230	0	0
Outpatient Tx	0.62	13	635	210	70	20	555	189	10	1
Methadone Tx	0.00	34	5	3	0	0	5	3	0	0
ADATSA Stipend	0.07	24	75	51	0	0	75	51	0	0
DCFS	3.91	9	4,025	2,551	3,315	2,448	640	81	5	2
CPS Acc Ref-Child	1.91	14	1,965	284	1,915	278	10	2	0	0
Family Rec Serv	0.15	22	155	108	145	85	5	20	0	0
First Steps	0.60	4	620	0	95	0	525	0	0	0
Home Services	0.16	3	160	45	85	22	65	18	0	0
Interim Care	0.07	8	75	63	75	63	0	0	0	0
Foster Care	0.30	31	310	606	270	579	30	24	0	2
Group TX Care	0.02	24	20	187	20	187	0	0	0	0
Adoption	0.03	37	35	67	35	65	0	2	0	0
Emp/Tmg CC-Child	1.02	4	1,050	900	1,040	893	15	8	0	0
Therapy CC-Child	0.21	12	220	286	205	272	5	8	0	0
DDD	0.34	26	350	3,302	80	91	260	3,171	10	40
Case Management	0.32	25	325	0	80	0	240	0	10	0
RHC-Res Hab Ctr	0.01	8	10	1,201	0	0	10	1,201	0	0
Comm Residential	0.13	4	135	1,477	0	0	130	1,444	0	34
Emp & Training	0.10	18	100	437	0	0	100	437	0	0
Family Support	0.03	25	30	107	20	88	10	19	0	0
Prof Services	0.01	37	15	8	5	3	10	4	0	0
Supplemental Community	0.07	8	75	65	0	0	75	64	0	0
DIA	16.94	15	17,435	22,433	8,809	12,643	7,995	9,445	630	345
Regular AFDC	6.75	16	6,940	9,459	4,635	6,310	2,305	3,149	0	0
Employable AFDC	3.37	6	3,465	2,930	2,055	1,742	1,410	1,188	0	0
IA ChildCare-Chd	1.04	7	1,070	667	1,050	659	15	8	0	0
JOBS	1.49	2	1,540	768	65	44	1,475	724	0	0
Pregnancy Grant	0.16	15	165	142	30	25	135	117	0	0
GA-U and GA-X	0.70	20	720	899	0	0	715	898	0	1
Aged,Blind,Disbl	1.36	21	1,405	382	135	14	885	269	385	99
Food Assistance	15.47	15	15,920	7,148	8,195	3,847	7,285	3,056	435	245
Refugee Grant	0.02	39	20	9	10	2	10	7	0	0
DJR	0.05	15	50	715	35	542	15	173	0	0
Parole	0.03	6	25	86	15	51	10	35	0	0
Community Placmnt	0.03	4	25	288	20	224	5	65	0	0
DJR Institutions	0.02	24	20	326	15	254	5	72	0	0
DJR Special TX	0.01	6	10	14	10	13	0	1	0	0
MAA	18.01	14	18,530	28,631	10,300	5,692	7,000	12,930	1,195	2,009
Eligible No Svc	2.69	8	2,770	0	1,900	0	795	0	40	0
Hosp Inpatient	1.87	12	1,925	7,213	379	1,971	1,355	4,978	200	264
ER-Outpt & Physn	6.54	9	6,735	1,311	4,000	654	2,680	648	55	8
Hosp Outpatient	3.85	14	3,965	1,389	1,110	296	2,360	959	490	133
Physician&Clinic	12.57	13	12,940	4,544	6,695	1,348	5,399	3,124	860	72
Psych Services	0.20	30	200	41	50	14	140	27	10	0
Prescriptions	11.90	14	12,250	2,945	6,230	412	4,985	1,626	1,035	907
Dental Care	3.33	26	3,425	614	1,785	236	1,465	332	175	46
Other Medical	7.73	14	7,960	1,974	2,975	571	4,280	1,090	710	313
RPSDT	3.47	10	3,570	197	3,030	171	540	26	0	0
HMOs	0.04	40	45	30	30	20	15	10	0	0
Medicare Part B	1.23	22	1,270	374	0	0	370	109	900	265
DORA	0.08	41	80	4	35	2	40	2	0	0
Case Management	0.08	41	80	4	35	2	40	2	0	0
ESL Training	0.00	32	0	0	0	0	0	0	0	0
Employment Ser	0.00	40	0	0	0	0	0	0	0	0
Unaccompanied Minors	0.00	8	0	0	0	0	0	0	0	0
DVR	0.58	11	595	985	10	7	585	978	0	1
Regular Case Mgt	0.54	13	560	546	10	4	550	542	0	1
SE Case Mgt	0.04	1	35	34	0	0	35	34	0	0
Assess Job Skill	0.01	45	15	9	0	0	15	9	0	0
Medical/Psych Tx	0.24	16	245	62	5	3	235	59	0	0
Training & Educ	0.15	7	150	234	0	0	150	234	0	0
Personal Support	0.10	19	105	81	0	0	105	81	0	0
Work Support	0.04	35	40	19	0	0	40	19	0	0
MHD	1.57	16	1,620	5,643	505	1,303	990	3,756	120	682
Case Management	0.73	9	755	1,365	325	545	360	704	70	116
Crisis Services	0.63	10	645	118	155	24	445	83	45	24
CMHC Intake	0.78	7	800	117	305	49	455	62	35	7
Outpatient Tx	1.04	13	1,070	716	335	209	680	471	50	35
Medication Mgt	0.44	15	455	86	50	6	370	74	35	6
Day Treatment	0.25	11	255	773	80	276	145	442	25	55
State Institutions	0.08	19	80	2,064	0	10	65	1,626	10	428
CSTC	0.00	6	0	18	0	18	0	0	0	0
ITA-Comm Hosp	0.06	21	65	210	5	67	55	142	5	1
Adlt Res Tx Fac	0.00	7	0	0	0	0	0	0	0	0
DSHS Agency Total	24.40	14	25,115	66,349	12,900	22,729	10,530	32,741	1,565	10,859

Service costs in \$ thousands. Client counts rounded to nearest multiple of five

White (NonHisp.) Clients	White (NonHisp.) Service Cost (\$000's)	Black (NonHisp.) Clients	Black (NonHisp.) Service Cost (\$000's)	Indian (NonHisp.) Clients	Indian (NonHisp.) Service Cost (\$000's)	Asian (NonHisp.) Clients	Asian (NonHisp.) Service Cost (\$000's)	Hispanic Clients	Hispanic Service Cost (\$000's)	Unknown Race Clients	Unknown Race Service Cost (\$000's)
1,100	8,383	40	292	5	3	5	22	170	717	0	8
785	19	10	0	5	0	5	0	100	3	0	0
320	630	15	38	0	0	0	11	95	300	0	8
300	1,143	15	61	0	0	0	0	60	254	0	0
30	40	0	0	0	0	0	0	0	1	0	0
45	78	0	0	0	3	0	9	5	4	0	0
455	6,466	10	192	0	0	0	2	10	154	0	0
50	7	0	1	0	0	0	0	5	1	0	0
630	506	20	29	20	20	5	4	120	91	5	10
65	41	0	3	5	2	0	0	10	5	0	0
170	30	10	2	5	1	0	0	20	4	0	0
145	227	5	15	5	14	0	0	25	41	5	10
500	162	15	5	15	3	5	2	105	37	0	0
0	1	0	0	0	1	0	1	0	0	0	0
60	42	5	4	0	1	0	0	5	4	0	0
2,250	1,509	70	54	50	51	10	3	1,360	857	290	77
1,375	199	45	7	35	5	5	1	315	48	190	26
115	85	5	3	0	0	0	0	20	13	15	5
325	0	5	0	0	0	0	0	280	0	5	0
115	34	5	0	0	0	5	1	35	9	5	0
55	52	0	0	5	7	0	0	10	3	0	0
225	426	15	38	10	28	0	0	55	111	10	3
20	187	0	0	0	0	0	0	0	0	0	0
20	45	0	0	0	5	0	0	5	6	10	11
235	216	10	3	5	2	0	0	750	648	50	31
185	263	5	1	0	4	0	1	25	18	0	0
310	3,095	5	133	5	29	0	0	35	45	0	0
285	0	0	0	5	0	0	0	35	0	0	0
10	1,070	0	131	0	0	0	0	0	0	0	0
130	1,458	0	0	5	18	0	0	0	1	0	0
95	394	0	0	0	11	0	0	5	32	0	0
25	98	0	0	0	0	0	0	0	9	0	0
15	8	0	0	0	0	0	0	0	0	0	0
75	64	0	0	0	0	0	0	0	0	0	0
11,655	15,985	360	265	125	200	60	84	5,070	5,515	165	85
4,985	6,840	195	284	80	112	30	38	1,650	2,180	0	5
2,295	1,917	45	44	15	13	10	4	1,090	937	10	14
765	511	20	15	5	5	0	0	160	85	120	52
1,235	622	30	16	10	4	5	3	260	122	0	1
130	106	0	3	0	1	0	0	30	31	0	0
550	731	15	19	10	9	5	1	140	140	5	0
1,105	285	45	4	10	1	10	5	230	86	5	0
10,615	4,948	130	179	115	54	45	26	4,795	1,928	20	11
0	2	0	0	0	0	15	6	0	0	0	1
40	633	0	14	0	0	0	0	10	67	0	0
20	71	0	0	0	0	0	0	5	15	0	0
20	275	0	0	0	0	0	0	5	14	0	0
15	275	0	14	0	0	0	0	5	37	0	0
10	13	0	0	0	0	0	0	0	2	0	0
11,810	14,584	340	369	120	93	60	82	6,145	5,468	55	34
1,495	0	50	0	25	0	5	0	1,185	0	10	0
1,185	4,870	40	94	10	29	10	23	680	2,191	5	7
4,325	875	135	22	55	14	10	3	2,190	396	15	1
2,810	1,019	75	28	15	5	15	8	1,045	320	10	7
8,395	2,970	210	69	75	21	40	18	4,190	1,455	30	11
180	36	5	1	5	2	5	1	15	2	0	0
8,190	2,395	225	67	70	12	40	16	3,705	454	20	2
2,510	466	55	9	20	4	15	2	820	132	10	2
5,540	1,488	140	64	45	7	25	10	2,190	403	15	2
2,055	118	55	3	20	1	15	1	1,420	73	10	1
40	24	5	4	0	0	0	0	0	0	0	0
1,095	324	35	10	0	1	5	1	135	39	0	0
45	2	0	0	0	0	25	1	0	0	10	0
45	2	0	0	0	0	25	1	0	0	10	0
0	0	0	0	0	0	0	0	0	0	0	0
0	0	0	0	0	0	0	0	0	0	0	0
0	0	0	0	0	0	0	0	0	0	0	0
535	881	10	11	5	21	5	2	45	67	0	4
500	493	10	8	5	3	5	2	40	37	0	3
35	30	0	0	0	1	0	0	0	2	0	0
10	9	0	0	0	0	0	0	0	0	0	0
220	36	5	0	0	0	0	0	20	6	0	0
140	210	0	0	0	15	0	0	10	8	0	1
85	66	5	1	0	1	0	0	15	13	0	0
35	17	0	0	0	0	0	0	5	2	0	0
1,415	4,894	30	104	35	112	10	33	130	489	5	11
660	1,216	15	18	20	27	5	11	55	89	5	5
550	101	15	3	15	3	5	0	65	10	0	0
695	103	10	1	20	2	5	0	70	10	0	0
945	652	20	7	20	13	10	7	80	35	0	2
400	74	15	2	10	3	5	1	25	6	0	1
230	737	5	11	5	9	5	9	5	5	0	2
70	1,720	0	28	0	5	0	1	5	301	0	0
0	18	0	0	0	0	0	0	0	0	0	0
50	129	0	1	5	49	0	0	5	30	5	1
0	0	0	0	0	0	0	0	0	0	0	0
15,950	50,472	430	1,571	200	530	85	231	7,945	13,317	505	230

Service costs in \$ thousands. Client counts rounded to nearest multiple of five.

District 14	Use Rate (%)	Rank	Total Clients	Total Service Cost (\$000's)	Age 0-17 Clients	Age 0-17 Service Cost (\$000's)	Age 18-64 Clients	Age 18-64 Service Cost (\$000's)	Age Over 64 Clients	Age Over 64 Service Cost (\$000's)
1992 Est. Pop. 93,918										
AASA	1.80	4	1,695	17,194	5	3	320	2,322	1,355	14,869
Case Mgt & Assmt	0.30	23	285	14	0	0	100	8	180	6
Chore Services	0.24	22	225	402	0	0	50	110	175	292
Personal Care	0.55	4	515	2,050	5	2	155	546	360	1,502
Adult Family Home	0.08	2	75	58	0	1	45	33	25	25
Congregate Care	0.03	32	30	58	0	0	5	12	25	47
Nursing Home	1.01	1	950	14,587	0	0	105	1,609	850	12,978
APS-Adult Prot	0.12	4	110	15	0	0	25	4	70	9
DASA	1.34	6	1,255	1,650	85	130	1,155	1,515	10	6
Detoxification	0.41	7	380	257	10	6	365	247	5	4
ADATSA Assessment	0.46	6	435	77	0	0	430	76	0	0
Residential Tx	0.46	3	435	778	30	105	405	673	0	0
Outpatient Tx	0.74	8	695	313	60	18	630	294	5	1
Methadone Tx	0.03	9	30	74	0	0	30	74	0	0
ADATSA Stipend	0.33	4	310	150	0	0	310	150	0	0
DCFS	4.58	6	4,305	3,395	3,395	3,159	575	179	5	9
CPS Acc Ref-Chld	2.58	3	2,425	361	2,355	352	10	1	0	0
Family Rec Serv	0.27	6	255	239	185	166	10	28	0	6
First Steps	0.62	3	580	0	85	0	495	0	0	0
Home Services	0.04	27	40	28	10	5	30	23	0	0
Intern Care	0.06	12	55	136	55	125	5	9	0	2
Foster Care	0.46	18	430	1,116	385	1,031	40	84	0	1
Group TX Care	0.04	12	40	518	35	491	5	27	0	0
Adoption	0.06	15	60	201	60	197	0	3	0	0
Emp/Tmg CC-Chld	0.87	7	820	683	810	679	5	4	0	0
Therapy CC-Chld	0.09	38	90	102	90	102	0	0	0	0
DDD	0.63	4	590	18,550	170	1,277	400	17,174	20	99
Case Management	0.49	4	460	0	155	0	285	0	20	0
RIIC-Res Hab Ctr	0.13	5	120	15,428	10	933	115	14,494	0	0
Comm Residential	0.12	6	115	2,125	0	36	105	2,011	5	79
Emp & Training	0.11	15	105	377	10	6	90	357	5	14
Family Support	0.06	8	50	249	45	227	5	22	0	0
Prof Services	0.03	9	25	27	5	3	20	24	0	0
Supplemental Community	0.08	6	75	340	0	72	70	266	0	2
DIA	24.24	5	22,770	28,765	11,425	17,094	10,255	11,121	990	547
Regular AFDC	10.29	7	9,660	14,194	6,710	9,887	2,945	4,307	0	0
Employable AFDC	3.02	11	2,840	2,414	1,735	1,476	1,100	939	0	0
IA ChildCare-Chd	0.93	11	875	554	865	548	10	6	0	0
JOB5	1.09	10	1,025	459	30	11	990	447	0	1
Pregnancy Grant	0.24	4	225	199	40	30	190	169	0	0
GA-U and GA-X	0.94	13	885	1,000	5	2	875	994	5	4
Aged,Blind,Disbl	2.51	5	2,360	544	165	14	1,495	359	700	171
Food Assistance	22.08	5	20,740	9,379	10,770	5,125	9,305	3,881	635	371
Refugee Grant	0.01	42	5	2	5	1	0	1	0	0
DJR	0.11	3	105	1,558	85	1,349	20	210	0	0
Parole	0.05	3	50	160	30	118	15	42	0	0
Community Placmt	0.03	4	30	181	25	153	5	28	0	0
DJR Institutions	0.07	3	70	1,182	60	1,052	10	130	0	0
DJR Special TX	0.02	2	20	36	20	26	0	10	0	0
MAA	25.79	4	24,220	27,599	13,385	7,707	8,640	16,608	2,085	3,284
Eligible No Sve	3.72	2	3,490	0	2,345	0	960	0	70	0
Hosp Inpatient	2.83	3	2,655	9,636	475	2,756	1,795	6,527	385	354
ER-Outpt & Physn	11.78	2	11,065	2,186	6,625	1,132	4,240	1,042	200	12
Hosp Outpatient	3.95	12	3,710	1,602	900	347	1,955	1,048	855	208
Physician&Clinic	17.20	5	16,155	4,994	8,270	1,323	6,280	3,344	1,605	127
Psych Services	0.68	3	640	115	110	33	465	80	60	2
Prescriptions	16.93	5	15,875	4,223	7,950	442	6,070	2,131	1,855	1,650
Dental Care	6.43	6	6,040	1,091	3,330	474	2,315	533	395	84
Other Medical	10.62	4	9,415	2,834	2,760	773	5,410	1,713	1,245	347
EPSDT	4.42	6	4,150	251	3,545	223	605	28	0	0
HMOs	0.02	46	20	6	10	3	10	3	0	0
Medicare Part B	2.32	2	2,180	661	0	0	540	160	1,640	501
DORA	0.03	45	25	1	10	0	15	1	5	0
Case Management	0.03	45	25	1	10	0	15	1	5	0
ESL Training	0.00	32	0	0	0	0	0	0	0	0
Employment Ser	0.00	40	0	0	0	0	0	0	0	0
Unaccompanied Minors	0.00	8	0	0	0	0	0	0	0	0
DVR	1.39	1	1,305	1,871	15	11	1,285	1,855	5	6
Regular Case Mgt	1.36	1	1,275	1,138	15	8	1,260	1,127	5	3
SE Case Mgt	0.03	2	25	18	0	0	25	18	0	0
Assess Job Skill	0.04	12	40	15	0	0	40	15	0	0
Medical/Psych Tx	0.58	1	550	111	5	2	540	107	5	2
Training & Educ	0.34	1	320	425	0	0	320	424	0	1
Personal Support	0.22	2	205	100	0	0	205	100	0	0
Work Support	0.20	2	185	64	0	1	180	63	0	0
MHID	2.38	5	2,235	8,400	740	2,534	1,255	5,123	240	742
Case Management	1.15	4	1,075	2,827	465	1,394	510	1,312	100	121
Crisis Services	0.71	9	670	226	105	50	460	143	110	34
CMHC Intake	1.13	4	1,065	182	435	76	525	85	105	21
Outpatient Tx	1.43	6	1,345	1,065	470	417	830	633	40	14
Medication Mgt	0.74	6	690	257	95	16	565	232	35	9
Day Treatment	0.36	6	340	1,076	135	422	170	579	40	75
State Institutions	0.11	12	105	2,246	0	0	80	1,791	25	454
CSTC	0.09	6	0	83	0	83	0	0	0	0
ITA-Comm Hosp	0.17	5	160	355	15	76	120	265	25	13
Adlt Res Tx Fac	0.00	7	0	0	0	0	0	0	0	0
DSHS Agency Total	34.78	4	32,665	108,985	16,475	33,264	13,465	56,107	2,390	19,562

Service costs in \$ thousands. Client counts rounded to nearest multiple of five.

White (NonHisp.) Clients	White (NonHisp.) Service Cost (\$000's)	Black (NonHisp.) Clients	Black (NonHisp.) Service Cost (\$000's)	Indian (NonHisp.) Clients	Indian (NonHisp.) Service Cost (\$000's)	Asian (NonHisp.) Clients	Asian (NonHisp.) Service Cost (\$000's)	Hispanic Clients	Hispanic Service Cost (\$000's)	Unknown Race Clients	Unknown Race Service Cost (\$000's)
1,555	16,054	35	197	25	191	10	96	50	463	15	193
255	13	10	0	5	0	0	0	15	1	0	0
205	376	5	11	0	0	0	0	10	11	0	4
455	1,759	25	109	10	37	10	38	20	106	0	0
70	50	0	0	0	0	0	0	5	7	0	0
30	57	0	1	0	0	0	0	0	0	0	0
900	13,776	5	75	10	153	5	57	20	338	10	189
95	13	0	0	5	0	0	0	5	0	5	0
940	1,225	60	79	80	95	0	0	165	175	5	4
285	190	25	17	30	21	0	0	45	29	0	0
350	62	20	3	30	5	0	0	30	5	5	1
355	618	25	41	20	43	0	0	30	74	0	2
520	237	35	9	35	15	0	0	105	52	5	0
25	70	0	1	0	0	0	0	5	3	0	0
250	119	15	8	25	11	0	0	25	12	0	0
2,610	2,331	120	145	135	127	30	33	1,040	587	365	172
1,650	245	80	12	105	17	15	2	375	59	200	25
85	124	5	10	5	3	0	0	15	8	140	93
280	0	10	0	5	0	5	0	280	0	0	0
20	6	5	1	5	2	0	0	10	18	0	0
40	100	5	9	5	7	0	0	5	9	5	11
275	744	40	82	35	65	5	26	75	172	5	28
30	482	0	0	0	20	0	0	5	15	0	0
30	138	5	23	0	0	0	0	10	33	10	6
455	416	5	3	5	2	5	5	345	252	10	7
55	64	10	5	5	11	0	0	20	30	0	1
520	15,866	10	281	10	7	5	131	45	1,264	0	1
405	0	5	0	10	0	0	0	40	0	0	0
110	13,985	0	131	0	0	0	131	10	1,180	0	0
105	1,934	5	140	0	2	0	0	5	49	0	0
95	343	0	9	0	5	0	0	5	20	0	0
50	237	0	0	0	0	0	0	0	12	0	0
20	25	0	0	0	0	0	0	0	2	0	0
70	338	0	0	0	0	0	0	5	1	0	0
14,275	18,959	705	1,130	780	1,291	135	169	6,590	7,129	280	87
6,240	9,138	445	698	525	798	45	59	2,405	3,496	5	4
1,915	1,650	35	24	70	50	25	31	790	660	0	0
550	377	35	27	25	21	5	1	90	52	175	75
810	380	30	9	35	13	5	3	145	55	0	0
160	139	10	11	10	9	0	1	45	39	0	0
695	816	30	38	35	35	10	7	115	103	0	0
1,995	442	70	18	45	6	20	11	220	64	15	3
12,885	6,001	605	305	735	358	125	54	6,380	2,657	10	4
0	0	0	0	0	0	5	2	0	0	0	0
45	737	10	166	0	2	0	0	45	645	0	8
20	67	5	14	0	1	0	0	20	70	0	8
10	90	5	12	0	1	0	0	15	78	0	0
25	557	5	134	0	0	0	0	35	490	0	0
10	24	5	6	0	0	0	0	5	7	0	0
14,605	19,079	665	776	735	1,082	140	130	8,025	6,236	55	289
1,720	0	115	0	130	0	25	0	1,500	0	5	0
1,655	6,168	70	352	85	555	20	43	815	2,477	10	42
6,660	1,385	305	56	415	89	50	9	3,625	644	15	3
2,830	1,182	100	47	105	57	20	11	660	303	5	3
10,000	3,093	405	134	480	210	80	26	5,090	1,520	35	12
560	100	20	3	15	3	0	1	40	7	5	1
10,400	3,627	420	77	425	82	85	17	4,515	391	30	29
4,045	742	155	28	115	22	45	8	1,670	289	5	2
6,680	2,051	225	58	260	61	55	12	2,165	458	25	194
2,005	123	110	7	65	4	20	1	1,945	116	10	1
10	4	5	2	0	0	0	0	0	0	0	0
1,990	604	40	13	25	7	10	3	105	31	10	3
0	0	0	0	0	0	25	1	0	0	0	0
0	0	0	0	0	0	25	1	0	0	0	0
0	0	0	0	0	0	0	0	0	0	0	0
0	0	0	0	0	0	0	0	0	0	0	0
0	0	0	0	0	0	0	0	0	0	0	0
1,140	1,661	30	32	40	55	5	10	85	108	5	4
1,115	995	30	24	40	39	5	5	85	72	5	4
25	17	0	0	0	0	0	0	0	0	0	0
35	14	0	0	0	0	0	0	5	1	0	0
475	97	10	2	15	2	0	0	45	9	0	0
290	300	5	2	10	9	0	4	15	20	0	0
185	92	5	0	5	3	0	2	10	2	0	0
165	37	5	3	5	1	0	0	10	4	0	0
1,840	6,745	60	355	60	189	15	44	230	1,001	30	65
855	2,230	40	106	35	92	5	20	140	352	0	7
565	182	20	8	25	10	5	2	50	21	5	2
875	140	20	3	25	6	10	1	135	22	0	0
1,125	890	40	19	40	37	5	4	135	112	5	3
605	223	15	8	15	3	5	1	50	21	0	1
285	866	10	14	5	14	5	7	30	156	5	18
80	1,722	5	196	5	24	0	6	10	278	5	19
0	83	0	0	0	0	0	0	0	0	0	0
120	309	5	1	5	2	0	2	15	27	20	15
0	0	0	0	0	0	0	0	0	0	0	0
19,855	83,730	840	3,162	930	3,046	190	616	10,125	17,608	725	823

Service costs in \$ thousands. Client counts rounded to nearest multiple of five.

District 15	Use Rate (%)	Rank	Total Clients	Total Service Cost (\$000's)	Age 0-17 Clients	Age 0-17 Service Cost (\$000's)	Age 18-64 Clients	Age 18-64 Service Cost (\$000's)	Age Over 64 Clients	Age Over 64 Service Cost (\$000's)
1992 Est. Pop. 114,339										
AASA	1.25	20	1,425	11,085	10	35	300	1,788	1,115	9,261
Case Mgt & Assmt	0.51	12	580	28	5	0	155	17	425	16
Chore Services	0.35	13	405	764	5	9	80	190	325	565
Personal Care	0.38	16	435	1,458	5	13	130	537	300	908
Adult Family Home	0.04	8	45	32	0	0	25	10	20	21
Congregate Care	0.01	44	10	13	0	0	0	1	5	12
Nursing Home	0.54	20	615	8,753	0	12	75	1,034	540	7,707
APS-Adult Prot	0.04	26	45	6	0	0	20	3	20	3
DASA	0.91	14	1,035	1,081	95	176	930	902	10	3
Detoxification	0.08	20	85	63	5	4	80	59	0	0
ADATSA Assessment	0.30	8	340	59	0	0	340	59	0	0
Residential Tx	0.27	7	305	549	50	158	255	391	0	0
Outpatient Tx	0.68	12	775	319	50	14	720	301	10	3
Methadone Tx	0.01	16	5	24	0	0	5	24	0	0
ADATSA Stipend	0.08	23	90	68	0	0	90	68	0	0
DCFS	6.09	1	6,965	6,325	6,160	6,119	720	187	5	1
CPS Acc Ref-Child	1.75	17	1,995	298	1,940	291	5	1	0	0
Family Rec Serv	0.15	22	170	226	160	201	5	24	0	0
First Steps	0.67	2	760	0	155	0	605	0	0	0
Home Services	0.12	8	140	73	85	25	50	46	0	0
Interim Care	0.02	30	30	53	30	53	0	0	0	0
Foster Care	0.58	8	660	1,523	620	1,443	30	77	0	0
Group TX Care	0.02	24	25	325	25	314	0	11	0	0
Adoption	0.05	21	60	161	55	160	0	1	0	0
Emp/Tmg CC-Child	3.20	1	3,660	3,372	3,620	3,340	30	26	0	0
Therapy CC-Child	0.24	6	270	294	260	291	5	1	0	0
DDDD	0.32	32	365	2,518	160	96	195	2,414	15	8
Case Management	0.31	29	355	0	160	0	180	0	10	0
RHC-Res Hab Ctr	0.00	13	0	31	0	0	0	31	0	0
Comm Residential	0.06	27	70	1,940	0	0	65	1,935	0	5
Emp & Training	0.07	32	80	347	5	2	75	345	0	0
Family Support	0.03	25	35	94	30	90	5	4	0	0
Prof Services	0.02	16	20	15	5	3	15	12	0	0
Supplemental Community	0.05	11	55	85	5	1	50	81	0	3
DIA	30.08	2	34,390	42,829	18,720	27,350	14,575	14,860	1,075	619
Regular AFDC	11.22	4	12,835	18,711	9,285	13,631	3,545	5,078	5	1
Employable AFDC	5.61	2	6,415	5,733	4,295	3,831	2,120	1,902	0	0
IA ChildCare-Chd	1.41	2	1,605	990	1,590	982	15	7	5	0
JOBS	1.14	7	1,305	588	45	18	1,260	571	0	0
Pregnancy Grant	0.21	8	235	221	50	48	185	174	0	0
GA-U and GA-X	0.76	18	870	890	5	2	860	883	5	4
Aged, Blind, Disbl	1.81	11	2,075	604	190	16	1,170	366	710	221
Food Assistance	27.94	2	31,945	15,061	17,625	8,822	13,610	5,848	695	391
Refugee Grant	0.01	42	5	7	0	0	5	6	0	0
DJR	0.06	8	65	1,129	45	802	20	327	0	0
Parole	0.02	11	25	108	10	41	15	67	0	0
Community Placmt	0.01	22	15	140	10	78	5	62	0	0
DJR Institutions	0.03	12	40	863	30	672	5	191	0	0
DJR Special TX	0.01	6	10	18	5	11	5	7	0	0
MAA	31.05	1	35,395	35,312	22,520	12,044	11,035	20,261	1,875	3,007
Eligible No Svc	4.75	1	5,430	0	3,955	0	1,330	0	75	0
Hosp Inpatient	3.11	1	3,550	12,435	790	3,692	2,440	8,280	320	463
RR-Outpt & Physn	12.13	1	13,875	2,407	9,020	1,314	4,640	1,075	215	18
Hosp Outpatient	7.08	2	8,095	2,488	3,090	645	4,160	1,596	845	247
Physician & Clinic	21.46	1	24,535	8,506	14,760	3,384	8,275	4,904	1,500	218
Psych Services	0.22	22	245	44	55	15	170	29	25	0
Prescriptions	20.40	2	23,325	4,467	14,065	1,041	7,665	2,162	1,595	1,263
Dental Care	6.74	5	7,705	1,287	4,950	659	2,440	551	320	77
Other Medical	10.84	2	12,395	2,663	5,130	874	6,170	1,476	1,090	313
EPSTDJ	6.48	1	7,405	454	6,500	410	900	44	0	0
HMOs	0.02	46	20	12	15	9	5	3	0	0
Medicare Part B	1.61	10	1,840	548	0	1	480	142	1,360	406
DORA	0.02	47	20	1	10	0	10	0	0	0
Case Management	0.02	47	20	1	10	0	10	0	0	0
ESI Training	0.00	32	0	0	0	0	0	0	0	0
Employment Ser	0.00	40	0	0	0	0	0	0	0	0
Unaccompanied Minors	0.00	8	0	0	0	0	0	0	0	0
DVR	0.62	8	710	1,091	10	10	695	1,076	5	6
Regular Case Mgt	0.61	8	705	665	10	8	690	654	5	3
SE Case Mgt	0.01	21	10	8	0	0	10	8	0	0
Assess Job Skill	0.02	30	25	11	0	1	25	11	0	0
Medical/Psych Tx	0.29	8	335	85	5	1	330	84	0	0
Training & Educ	0.13	11	150	175	0	0	150	173	0	1
Personal Support	0.13	10	150	116	0	0	150	116	0	0
Work Support	0.08	11	90	28	0	0	85	28	0	0
MWD	1.24	23	1,415	6,712	505	1,993	780	4,103	125	613
Case Management	0.62	13	705	1,370	340	752	275	534	90	84
Crisis Services	0.19	29	220	123	25	28	170	78	20	18
CMHC Intake	0.65	13	745	114	330	55	355	45	60	14
Outpatient Tx	0.85	22	970	702	330	218	580	465	55	18
Medication Mgt	0.33	27	380	155	50	6	300	144	30	5
Day Treatment	0.22	14	250	1,396	140	872	85	473	25	51
State Institutions	0.05	30	60	2,095	0	0	45	1,724	15	372
CSTC	0.00	6	0	33	0	33	0	0	0	0
ITA-Comm Hosp	0.06	21	70	178	5	30	55	143	5	5
Adlt Res Tx Fac	0.00	7	0	0	0	0	0	0	0	0
DSHS Agency Total	41.54	1	47,490	108,083	26,885	48,623	18,215	45,918	2,240	13,519

Service costs in \$ thousands. Client counts rounded to nearest multiple of five.

White (NonHisp.) Clients	White (NonHisp.) Service Cost (\$000's)	Black (NonHisp.) Clients	Black (NonHisp.) Service Cost (\$000's)	Indian (NonHisp.) Clients	Indian (NonHisp.) Service Cost (\$000's)	Asian (NonHisp.) Clients	Asian (NonHisp.) Service Cost (\$000's)	Hispanic Clients	Hispanic Service Cost (\$000's)	Unknown Race Clients	Unknown Race Service Cost (\$000's)
1,115	8,949	15	76	60	483	10	92	220	1,312	10	172
435	22	10	0	25	1	0	0	110	5	0	0
315	547	5	6	10	29	0	2	75	179	0	2
305	980	5	19	25	102	5	17	95	340	0	0
40	30	0	0	5	1	0	0	0	0	0	0
5	12	0	0	0	0	0	0	0	0	0	0
525	7,325	0	52	25	349	5	73	55	784	5	170
30	4	0	0	5	0	0	0	10	1	0	0
415	432	5	1	270	401	0	1	340	244	5	2
50	35	0	1	25	18	0	0	15	9	0	0
130	22	0	0	140	25	0	0	65	11	5	1
115	180	0	0	135	272	0	0	55	97	0	0
335	152	0	1	150	57	0	0	285	107	0	1
5	19	0	0	5	6	0	0	0	0	0	0
30	23	0	0	30	24	0	0	30	20	0	0
1,360	1,308	20	27	720	950	10	6	4,525	3,968	330	65
725	112	10	2	440	71	0	0	540	76	280	36
105	129	0	1	10	38	0	0	40	53	10	5
195	0	0	0	55	0	5	0	505	0	0	0
60	24	0	0	45	16	0	0	35	32	0	0
10	27	0	0	5	5	0	0	15	21	0	0
195	462	5	12	260	663	5	0	195	385	5	1
10	177	0	0	5	54	0	0	10	94	0	0
25	80	5	3	0	3	0	1	15	62	10	12
190	189	5	4	60	55	0	4	3,380	3,110	25	10
125	108	0	6	40	46	0	0	105	134	0	0
220	2,104	0	0	35	260	5	0	105	147	5	7
210	0	0	0	35	0	5	0	105	0	5	0
0	0	0	0	0	31	0	0	0	0	0	0
50	1,717	0	0	10	163	0	0	10	56	0	4
60	272	0	0	10	32	0	0	10	42	0	0
25	51	0	0	0	5	0	0	10	37	0	0
15	14	0	0	0	0	0	0	0	1	0	0
35	43	0	0	10	27	0	0	10	12	0	2
10,205	13,748	105	158	4,435	7,277	90	124	19,050	21,311	505	212
4,195	5,952	55	86	2,500	3,982	35	48	6,055	8,640	5	2
1,890	1,690	10	9	805	841	20	17	3,680	3,163	15	13
515	358	0	1	160	93	5	3	545	363	385	172
585	257	5	1	170	79	10	7	535	245	0	0
110	107	0	1	40	33	0	2	85	78	0	0
485	634	5	1	80	92	5	0	300	162	0	0
1,035	246	15	5	250	61	15	5	740	286	15	1
9,375	4,488	95	53	3,970	2,093	75	38	18,380	8,367	55	23
0	2	0	0	0	0	5	5	0	0	0	0
20	428	0	2	5	23	0	0	40	656	0	20
5	40	0	2	5	6	0	0	15	55	0	4
0	6	0	0	0	5	0	0	15	112	0	16
15	375	0	0	0	11	0	0	25	477	0	0
5	6	0	0	0	0	0	0	5	11	0	0
10,190	12,579	110	149	4,145	4,814	105	84	20,845	17,567	100	120
1,275	0	20	0	615	0	20	0	3,480	0	20	0
1,045	4,087	10	43	450	1,843	10	13	2,020	6,408	15	41
3,910	785	45	10	1,810	357	30	5	8,055	1,243	30	7
3,120	950	20	34	640	282	35	11	4,245	1,202	30	9
7,160	2,237	80	29	3,160	1,722	65	21	14,005	4,465	65	33
175	31	0	1	15	4	0	0	55	8	0	0
7,185	2,446	80	18	2,105	231	70	17	13,830	1,738	55	16
2,555	506	30	2	330	56	30	6	4,740	713	20	4
4,300	1,074	55	7	1,315	269	40	4	6,660	1,303	30	6
1,660	100	20	1	385	22	15	1	5,310	330	20	1
20	10	0	0	0	0	0	0	5	2	0	0
1,200	353	10	4	100	30	15	6	510	154	10	3
10	0	0	0	0	0	10	0	0	0	0	0
10	0	0	0	0	0	10	0	0	0	0	0
0	0	0	0	0	0	0	0	0	0	0	0
0	0	0	0	0	0	0	0	0	0	0	0
0	0	0	0	0	0	0	0	0	0	0	0
365	571	5	4	130	183	0	3	210	328	5	2
360	346	5	3	130	122	0	2	205	191	5	2
5	4	0	0	0	2	0	0	0	2	0	0
10	6	0	0	5	1	0	0	10	4	0	0
170	42	0	1	60	19	0	0	100	23	5	0
85	102	0	0	20	11	0	0	45	62	0	0
70	58	0	0	30	24	0	1	50	34	0	0
45	14	0	0	10	2	0	0	35	12	0	0
970	4,576	15	71	90	490	5	19	330	1,437	5	120
425	733	5	21	60	159	5	13	205	440	5	4
170	91	0	0	15	7	0	0	35	15	0	11
495	71	5	1	45	8	5	1	190	33	0	0
695	545	10	3	50	27	0	2	210	123	5	4
300	132	5	2	20	4	0	0	60	16	0	0
135	618	5	26	30	219	0	3	80	531	0	0
45	1,747	0	18	5	43	0	0	5	186	0	101
0	14	0	0	0	0	0	0	0	19	0	0
45	129	0	0	5	4	0	0	15	45	0	0
0	0	0	0	0	0	0	0	0	0	0	0
13,465	44,696	155	488	5,190	14,880	125	329	27,640	46,970	920	720

Service costs in \$ thousands. Client counts rounded to nearest multiple of five.

District 16 1992 Est. Pop. 103,304	Use Rate (%)	Rank	Total Clients	Total Service Cost (\$000's)	Age 0-17 Clients	Age 0-17 Service Cost (\$000's)	Age 18-64 Clients	Age 18-64 Service Cost (\$000's)	Age Over 64 Clients	Age Over 64 Service Cost (\$000's)
AASA	1.44	13	1,490	12,344	5	26	390	1,929	1,180	10,386
Case Mgt & Assmt	0.49	14	503	37	0	0	135	10	365	27
Chore Services	0.32	17	335	663	0	9	69	139	270	515
Personal Care	0.35	18	360	1,053	0	2	120	348	235	701
Adult Family Home	0.04	8	45	26	0	0	25	13	20	13
Congregate Care	0.17	3	175	316	0	0	50	86	130	229
Nursing Home	0.71	10	735	10,174	0	15	90	1,311	645	8,847
APS-Adult Prof	0.06	19	60	10	0	0	15	2	45	7
DASA	1.12	8	1,160	953	95	78	1,050	869	15	6
Detoxification	0.15	12	155	173	0	1	155	172	0	0
ADATSA Assessmnt	0.20	22	205	34	0	0	205	33	0	0
Residential Tx	0.21	10	220	426	15	64	205	362	0	0
Outpatient Tx	0.89	6	925	248	80	13	825	229	15	6
Methadone Tx	0.00	34	0	1	0	0	0	1	0	0
ADATSA Stipend	0.11	19	115	71	0	0	115	71	0	0
DCFS	5.85	2	6,050	4,395	5,180	4,318	680	51	5	2
CPS Acc Ref-Child	2.40	6	2,485	369	2,315	347	15	3	0	0
Family Rec Serv	0.11	33	110	85	100	80	10	4	0	0
First Steps	0.68	1	705	0	115	0	590	0	0	0
Home Services	0.11	10	115	35	70	22	35	10	0	0
Interim Care	0.03	23	25	19	25	19	0	0	0	0
Foster Care	0.40	20	410	964	385	941	20	22	0	0
Group TX Care	0.03	18	30	467	30	467	0	0	0	0
Adoption	0.07	10	75	207	70	206	0	1	0	0
Emp/Tmg CC-Child	2.40	2	2,485	2,121	2,460	2,106	20	12	5	2
Therapy CC-Child	0.17	18	175	103	170	102	0	0	0	0
DDDD	0.51	9	525	2,103	250	151	255	1,862	25	89
Case Management	0.48	5	500	0	240	0	245	0	15	0
RHC-Res Hab Ctr	0.00	13	0	0	0	0	0	0	0	0
Comm Residential	0.12	6	125	1,346	0	44	120	1,236	5	66
Emp & Training	0.12	11	130	402	0	0	129	385	10	17
Family Support	0.05	11	55	103	50	98	5	5	0	0
Prof Services	0.03	9	35	29	15	8	20	21	0	0
Supplemental Community	0.10	3	100	214	5	0	95	214	0	0
DIA	22.92	7	23,680	27,367	11,930	16,758	11,030	10,241	700	363
Regular AFDC	8.39	11	8,665	12,261	6,120	8,717	2,545	3,543	0	1
Employable AFDC	4.14	3	4,280	3,659	2,725	2,357	1,555	1,302	0	0
IA ChildCare-Chd	0.82	14	845	436	830	428	10	4	0	0
JOBS	1.19	6	1,230	488	45	11	1,185	477	0	0
Pregnancy Grant	0.23	5	235	211	45	39	190	172	0	0
GA-U and GA-X	0.55	28	570	534	6	1	565	533	0	0
Aged,Blind,Disbl	1.58	14	1,630	368	160	16	1,025	255	450	97
Food Assistance	21.39	6	22,095	9,327	11,280	5,175	10,325	3,887	475	264
Refugee Grant	0.06	20	65	60	20	14	40	45	0	1
DJR	0.06	8	65	992	50	732	10	260	0	0
Parole	0.03	6	25	91	20	64	5	27	0	0
Community Placmt	0.03	4	35	284	25	191	5	93	0	0
DJR Institutions	0.03	12	35	606	30	470	5	136	0	0
DJR Special TX	0.01	6	10	11	10	8	5	3	0	0
MAA	22.61	7	23,360	24,932	13,955	7,757	7,830	14,967	1,505	2,207
Eligible No Svc	3.58	4	3,695	0	2,630	0	935	0	60	0
Hosp Inpatient	3.13	7	2,200	8,833	490	2,596	1,525	5,967	185	270
ER-Output & Physn	8.01	5	8,270	1,667	5,205	830	3,010	828	55	10
Hosp Outpatient	5.06	7	5,230	1,813	1,570	448	3,125	1,203	535	162
Physician&Clinic	15.55	7	16,065	5,318	9,140	1,977	5,930	3,248	1,000	93
Psych Services	0.22	22	230	51	45	18	175	32	10	0
Prescriptions	15.43	7	15,940	3,341	8,935	651	5,680	1,647	1,320	1,043
Dental Care	5.12	11	5,290	858	2,965	397	2,070	413	255	47
Other Medical	9.02	7	9,320	2,116	3,845	609	4,710	1,261	765	246
EPSDT	4.55	4	4,705	245	4,155	217	545	28	0	0
HMOs	0.03	42	25	19	20	13	10	6	0	0
Medicare Part B	1.57	11	1,625	472	5	1	475	136	1,145	336
DORA	0.29	27	300	34	115	5	175	28	10	1
Case Management	0.29	27	300	12	115	5	175	6	10	1
ESL Training	0.00	32	0	0	0	0	0	0	0	0
Employment Ser	0.07	15	75	22	0	0	75	22	0	0
Unaccompanied Minors	0.00	8	0	0	0	0	0	0	0	0
DVR	0.46	20	480	566	0	1	475	565	0	0
Regular Case Mgt	0.45	20	465	383	0	1	460	382	0	0
SE Case Mgt	0.02	7	20	11	0	0	20	11	0	0
Assess Job Skill	0.01	45	10	4	0	0	10	4	0	0
Medical/Psych Tx	0.21	18	220	40	0	0	220	40	0	0
Training & Educ	0.09	25	90	81	0	0	90	81	0	0
Personal Support	0.06	39	55	22	0	0	55	22	0	0
Work Support	0.05	25	50	25	0	0	50	25	0	0
MHID	1.73	13	1,785	7,223	620	1,358	1,020	5,220	140	644
Case Management	0.79	8	815	2,022	345	534	395	1,259	75	229
Crisis Services	0.28	22	295	114	30	14	225	88	35	13
CMJIC Intake	0.70	11	725	121	290	46	395	67	40	7
Outpatient Tx	1.23	9	1,265	1,418	565	542	645	833	50	44
Medication Mgt	0.39	19	400	92	50	6	310	81	35	5
Day Treatment	0.31	7	325	1,020	55	193	205	695	60	131
State Institutions	0.09	17	95	1,972	0	9	80	1,748	10	214
CSTC	0.00	6	0	0	0	0	0	0	0	0
ITA-Comm Hosp	0.14	7	145	372	10	14	130	357	5	1
Adlt Res Tx Fac	0.00	7	0	0	0	0	0	0	0	0
DSHS Agency Total	32.99	6	34,075	80,908	18,145	31,185	13,785	35,992	1,880	13,697

Service costs in \$ thousands. Client counts rounded to nearest multiple of five.

White (NonHisp.) Clients	White (NonHisp.) Service Cost (\$000's)	Black (NonHisp.) Clients	Black (NonHisp.) Service Cost (\$000's)	Indian (NonHisp.) Clients	Indian (NonHisp.) Service Cost (\$000's)	Asian (NonHisp.) Clients	Asian (NonHisp.) Service Cost (\$000's)	Hispanic Clients	Hispanic Service Cost (\$000's)	Unknown Race Clients	Unknown Race Service Cost (\$000's)
1,400	11,853	30	201	10	12	5	55	45	125	5	28
465	34	10	1	5	0	5	0	20	2	0	0
310	608	5	15	0	2	0	4	15	35	0	0
315	871	15	60	5	9	0	11	25	97	0	6
45	24	0	2	0	0	0	0	0	0	0	0
165	291	5	9	0	0	0	5	5	11	0	0
715	9,958	10	109	0	0	0	35	5	50	0	22
60	9	0	0	0	0	0	0	0	0	0	0
905	764	50	64	25	23	10	5	165	96	5	2
125	140	10	12	5	1	0	0	15	20	0	0
165	27	15	2	5	1	0	0	20	3	0	0
185	354	15	35	10	12	0	2	10	24	0	0
725	188	25	7	20	6	5	3	140	42	0	2
0	0	0	1	0	0	0	0	0	0	0	0
90	54	10	6	5	3	0	1	10	7	0	0
2,645	2,174	130	175	65	33	20	15	2,650	1,822	540	105
1,505	236	90	13	40	7	10	2	335	48	500	63
85	63	5	4	0	0	0	0	20	18	0	1
365	0	5	0	5	0	5	0	320	0	5	0
90	25	5	2	0	0	0	0	20	8	0	0
20	13	5	3	0	0	0	0	5	1	0	2
280	607	30	84	10	3	0	11	85	159	0	8
30	415	0	15	0	0	0	0	0	37	0	0
35	118	5	26	5	22	0	2	5	17	20	22
465	512	15	22	0	1	0	0	1,990	1,577	10	8
120	70	10	6	5	0	0	0	40	27	0	0
415	1,924	15	96	0	4	10	11	80	68	5	0
390	0	10	0	0	0	10	0	75	0	5	0
0	0	0	0	0	0	0	0	0	0	0	0
115	1,251	0	54	0	0	0	5	10	36	0	0
120	376	0	3	0	4	0	2	5	17	0	0
45	89	0	0	0	0	5	3	0	10	0	0
25	18	0	9	0	0	0	1	5	1	0	0
85	182	5	29	0	0	0	0	10	3	0	0
13,065	16,342	770	1,133	215	294	310	446	9,190	9,078	120	67
5,215	7,387	430	666	120	138	135	191	2,765	3,856	5	4
2,360	2,105	55	47	30	21	55	50	1,760	1,419	20	17
610	318	20	12	10	2	5	3	145	74	55	27
840	360	50	19	10	3	15	4	315	102	0	0
160	144	5	4	0	1	0	2	65	60	0	0
395	400	30	24	10	8	10	16	115	87	10	1
1,250	268	80	14	15	5	25	12	255	68	5	1
11,945	5,320	700	347	210	95	280	139	8,915	3,411	40	17
35	30	0	0	0	0	30	29	0	0	0	0
35	611	5	130	0	0	0	0	20	250	0	0
15	47	0	6	0	0	0	0	10	38	0	0
10	140	5	18	0	0	0	0	20	127	0	0
25	420	5	103	0	0	0	0	5	83	0	0
10	5	0	4	0	0	0	0	0	2	0	0
12,210	15,895	670	680	180	144	275	181	9,965	7,975	60	56
1,490	0	95	0	30	0	65	0	2,005	0	10	0
1,240	5,563	45	152	10	44	10	50	885	3,000	5	24
4,565	1,005	295	70	100	15	55	10	3,245	566	15	2
3,385	1,193	180	64	35	10	50	12	1,570	531	15	3
8,670	2,855	460	147	140	34	170	44	6,600	2,229	35	11
200	45	5	0	0	0	5	0	20	6	0	0
8,870	2,699	475	140	135	18	170	28	6,255	647	30	9
3,370	346	150	26	45	6	50	10	1,665	268	15	2
5,680	1,432	290	61	75	14	95	24	3,160	581	20	3
1,980	120	115	6	30	2	35	1	2,535	115	10	1
25	19	0	0	0	0	0	0	0	0	0	0
1,445	420	45	14	5	1	10	2	115	34	5	1
95	8	0	0	0	0	195	25	0	0	10	1
95	4	0	0	0	0	195	8	0	0	10	1
0	0	0	0	0	0	0	0	0	0	0	0
15	4	0	0	0	0	60	17	0	0	0	0
0	0	0	0	0	0	0	0	0	0	0	0
375	461	15	20	5	3	5	6	75	73	5	3
365	309	15	12	5	2	5	4	70	55	5	2
10	8	0	1	0	1	0	1	0	1	0	0
10	4	0	0	0	0	0	0	0	1	0	0
165	30	10	1	0	0	5	1	40	8	5	0
70	72	5	3	0	1	0	1	15	5	0	0
40	19	5	1	0	0	0	0	10	3	0	0
40	20	5	2	0	0	0	0	5	2	0	0
1,465	3,339	65	397	25	59	20	171	185	731	25	27
670	1,639	25	55	10	35	15	48	90	234	5	10
240	94	10	2	5	2	5	2	30	14	5	1
605	100	20	4	15	2	5	1	75	14	5	1
1,065	1,218	30	43	20	14	15	14	130	128	5	1
345	76	15	5	5	0	5	1	30	9	0	0
270	879	15	39	5	3	5	11	30	86	0	1
65	1,498	10	233	0	2	0	92	10	141	0	6
0	0	0	0	0	0	0	0	0	0	0	0
95	254	10	16	0	0	0	2	25	93	10	6
0	0	0	0	0	0	0	0	0	0	0	0
17,885	55,878	930	2,897	280	372	410	916	13,855	20,337	715	288

Service costs in \$ thousands. Client counts rounded to nearest multiple of five.

District 17	Use Rate (%)	Rank	Total Clients	Total Service Cost (\$000's)	Age 0-17 Clients	Age 0-17 Service Cost (\$000's)	Age 18-64 Clients	Age 18-64 Service Cost (\$000's)	Age Over 64 Clients	Age Over 64 Service Cost (\$000's)
1992 Est. Pop. 108,006										
AASA	0.42	46	455	3,381	0	41	140	728	315	2,612
Case Mgt & Assmt	0.15	42	160	17	0	0	75	10	85	7
Chore Services	0.09	42	93	184	0	0	25	84	65	101
Personal Care	0.17	39	190	780	0	0	85	348	105	432
Adult Family Home	0.02	34	25	30	0	0	15	12	10	18
Congregate Care	0.02	36	25	46	0	0	5	11	20	34
Nursing Home	0.16	48	175	2,284	0	41	20	248	150	1,995
APS-Adult Prot	0.02	44	20	2	0	0	5	1	15	1
DASA	0.31	44	330	340	35	41	295	299	5	1
Detoxification	0.03	45	35	17	0	0	35	17	0	0
ADATSA Assessmnt	0.10	40	110	18	0	0	110	18	0	0
Residential Tx	0.08	32	85	130	5	11	80	119	0	0
Outpatient Tx	0.26	40	280	155	25	20	255	135	0	1
Methadone Tx	0.01	16	5	6	0	0	5	6	0	0
ADATSA Stipend	0.02	38	25	4	0	0	25	4	0	0
DCFS	2.70	21	2,915	3,097	2,590	2,976	275	109	5	1
CPS Acc Ref-Child	1.44	24	1,555	227	1,525	223	5	0	0	0
Family Rec Serv	0.21	10	230	156	220	150	5	4	0	0
First Steps	0.21	24	225	0	40	0	185	0	0	0
Home Services	0.06	20	60	19	35	13	25	6	0	0
Interim Care	0.07	8	80	229	80	225	0	4	0	0
Foster Care	0.51	12	550	1,331	490	1,251	45	76	5	1
Group TX Care	0.04	12	40	394	35	376	5	18	0	0
Adoption	0.04	28	45	112	45	112	0	0	0	0
Emp'ing CC-Child	0.42	17	450	457	440	455	10	1	0	0
Therapy CC-Child	0.14	26	150	172	145	172	0	0	0	0
DDD	0.31	34	335	2,438	195	241	140	2,197	0	0
Case Management	0.30	34	320	0	195	0	125	0	0	0
RHC-Res Hab Ctr	0.00	13	0	61	0	61	0	0	0	0
Comm Residential	0.06	27	65	1,875	0	0	65	1,875	0	0
Emp & Training	0.06	36	60	278	0	0	60	278	0	0
Family Support	0.07	3	75	198	65	178	10	20	0	0
Prof Services	0.01	37	15	22	5	2	10	19	0	0
Supplemental Community	0.01	41	10	4	0	0	10	4	0	0
DFA	10.94	27	11,810	14,892	5,905	8,212	5,600	6,503	310	177
Regular AFDC	4.84	26	5,225	7,287	3,340	4,649	1,885	2,638	0	0
Employable AFDC	1.79	25	1,935	1,515	1,040	823	890	692	0	0
IA ChildCare-Chd	0.60	25	650	363	610	355	40	8	0	0
JOBS	0.55	28	595	247	5	3	590	244	0	0
Pregnancy Grant	0.11	28	120	90	10	6	110	84	0	0
GA-U and GA-X	0.42	40	450	623	0	0	450	621	0	2
Aged,Blind,Disbl	0.81	40	875	206	125	11	565	145	185	51
Food Assistance	9.97	27	10,765	4,495	5,430	2,357	5,110	2,017	225	120
Refugee Grant	0.06	20	60	51	20	8	35	39	5	4
DJR	0.06	8	60	1,090	50	919	10	171	0	0
Parole	0.02	11	20	56	10	32	10	23	0	0
Community Placmnt	0.02	9	20	234	15	202	5	32	0	0
DJR Institutions	0.04	7	40	778	30	669	5	109	0	0
DJR Special TX	0.01	6	10	22	5	16	5	6	0	0
MAA	10.02	31	10,870	12,746	5,740	3,885	4,495	8,027	570	833
Eligible No Svc	1.44	27	1,555	0	950	0	560	0	30	0
Hosp Inpatient	0.82	35	890	3,998	140	1,224	670	2,680	80	94
ER-Output & Physn	2.59	34	2,800	620	1,385	219	1,380	398	35	3
Hosp Outpatient	1.98	38	2,135	818	490	163	1,460	586	190	69
Physician&Clinic	6.39	34	6,900	2,301	3,400	676	3,125	1,585	370	39
Psych Services	0.15	39	165	38	30	12	125	26	10	1
Prescriptions	6.28	34	6,785	1,632	3,165	230	3,150	1,038	465	364
Dental Care	3.52	22	3,800	812	2,015	312	1,670	468	115	33
Other Medical	4.49	31	4,850	1,599	1,915	561	2,615	923	320	115
EPSDT	1.65	30	1,780	117	1,480	97	300	20	0	0
HMCs	0.72	7	775	628	475	392	300	236	0	0
Medicare Part B	0.58	41	625	183	0	0	225	68	405	115
DORA	0.26	29	280	25	115	5	140	19	25	1
Case Management	0.26	29	280	12	115	5	140	6	25	1
BSI Training	0.00	32	0	0	0	0	0	0	0	0
Employment Ser	0.02	32	25	12	0	0	25	12	0	0
Unaccompanied Minors	0.00	8	0	0	0	0	0	0	0	0
DVR	0.30	40	330	490	5	1	325	488	0	0
Regular Case Mgt	0.29	40	315	289	5	1	310	288	0	0
SE Case Mgt	0.01	21	15	13	0	0	15	13	0	0
Assess Job Skill	0.02	30	20	10	0	0	20	10	0	0
Medical/Psych Tx	0.15	35	155	44	0	0	155	44	0	0
Training & Educ	0.08	36	85	76	0	0	85	76	0	0
Personal Support	0.07	31	70	39	0	0	70	39	0	0
Work Support	0.03	41	35	19	0	0	35	19	0	0
MHD	0.51	45	550	1,337	190	336	345	1,007	20	194
Case Management	0.14	47	145	172	45	37	100	125	5	10
Crisis Services	0.09	43	95	14	15	3	80	12	0	0
CMHC Intake	0.16	45	170	30	95	20	70	10	5	1
Outpatient Tx	0.42	42	450	346	180	166	260	174	10	6
Medication Mgt	0.15	45	160	30	15	2	135	27	10	1
Day Treatment	0.05	43	50	138	10	61	40	76	0	0
State Institutions	0.03	39	35	646	0	0	35	471	5	175
CSTC	0.00	6	0	46	0	46	0	0	0	0
ITA-Comm Hosp	0.03	38	30	36	0	0	30	35	0	1
Adlt Res Tx Fac	0.00	7	0	0	0	0	0	0	0	0
DSHS Agency Total	14.40	30	15,555	40,935	8,325	16,658	6,520	19,548	650	3,818

Service costs in \$ thousands. Client counts rounded to nearest multiple of five.

White (NonHisp.) Clients	White (NonHisp.) Service Cost (\$000's)	Black (NonHisp.) Clients	Black (NonHisp.) Service Cost (\$000's)	Indian (NonHisp.) Clients	Indian (NonHisp.) Service Cost (\$000's)	Asian (NonHisp.) Clients	Asian (NonHisp.) Service Cost (\$000's)	Hispanic Clients	Hispanic Service Cost (\$000's)	Unknown Race Clients	Unknown Race Service Cost (\$000's)
440	3,305	5	11	0	28	5	24	5	14	0	0
155	16	0	0	0	0	0	0	0	1	0	0
90	178	0	4	0	0	0	0	0	3	0	0
180	742	0	2	0	5	5	21	0	10	0	0
25	29	0	0	0	0	0	0	0	0	0	0
25	43	0	2	0	0	0	0	0	0	0	0
170	2,258	0	0	0	22	0	3	0	0	0	0
15	2	0	0	0	0	0	0	0	0	0	0
315	316	5	11	5	5	0	4	5	4	0	0
35	16	0	0	0	1	0	0	0	0	0	0
105	17	5	1	0	0	0	0	0	0	0	0
80	125	5	5	0	0	0	0	0	0	0	0
260	139	5	6	5	4	0	4	5	3	0	0
5	5	0	0	0	0	0	0	0	1	0	0
20	4	0	0	0	0	0	0	0	0	0	0
2,150	2,587	85	177	35	86	40	70	30	53	570	124
945	147	40	5	15	2	20	3	10	2	525	68
185	136	0	1	5	2	5	2	5	3	30	12
215	0	5	0	0	0	5	0	0	0	0	0
55	13	0	0	5	1	0	1	0	5	0	0
70	178	0	12	0	4	0	18	0	0	5	16
465	1,074	35	110	15	76	15	29	10	34	5	8
35	347	5	39	0	0	0	17	0	0	0	0
35	95	0	3	0	0	0	0	0	0	10	14
425	438	15	13	5	0	0	0	5	1	5	5
135	158	5	3	5	2	0	0	5	10	0	0
310	2,248	10	0	5	41	5	7	0	0	10	142
300	0	10	0	5	0	5	0	0	0	0	0
0	61	0	0	0	0	0	0	0	0	0	0
60	1,698	0	0	0	34	0	0	0	0	5	142
60	273	0	0	0	6	0	0	0	0	0	0
70	190	0	0	0	1	0	7	0	0	0	0
10	21	0	0	0	8	0	0	0	0	0	0
10	4	0	0	0	0	0	0	0	0	0	0
10,840	13,616	310	436	85	145	295	393	235	266	45	36
4,775	6,647	180	269	55	81	120	168	95	122	0	0
1,775	1,391	30	13	15	19	60	47	35	33	15	11
605	344	20	10	5	2	5	3	5	1	5	3
565	239	15	4	0	1	5	2	5	1	0	0
115	86	0	1	0	0	0	1	0	2	0	0
420	594	5	12	0	9	15	17	10	8	0	2
790	181	10	2	5	1	50	18	15	3	5	2
9,875	4,169	285	124	85	42	255	114	235	95	35	11
30	20	0	0	0	0	25	23	0	0	10	7
55	975	5	33	0	11	0	4	0	17	0	0
20	55	0	1	0	0	0	0	0	0	0	0
15	217	0	2	0	11	0	4	0	0	0	0
35	686	5	76	0	0	0	0	0	16	0	0
10	18	0	4	0	0	0	0	0	1	0	0
9,895	11,911	285	256	85	58	290	247	205	168	55	107
1,395	0	50	0	15	0	55	0	30	0	10	0
830	3,763	15	45	5	13	20	49	20	51	5	77
2,585	571	80	18	25	5	45	8	50	15	10	2
1,990	743	45	19	15	9	50	36	30	11	5	1
6,355	2,145	155	43	50	11	150	56	115	39	30	7
150	35	5	0	0	0	10	1	5	0	0	1
6,270	1,518	140	44	45	8	185	40	115	18	25	4
3,485	739	90	12	25	4	105	34	65	12	25	12
4,490	1,524	135	39	20	7	120	12	75	14	10	2
1,645	108	45	3	10	1	35	2	35	2	10	1
725	590	40	30	0	0	5	4	5	4	0	0
595	174	5	2	5	1	15	4	5	1	0	0
120	12	0	0	0	0	140	13	0	0	20	1
120	6	0	0	0	0	140	6	0	0	20	1
0	0	0	0	0	0	0	0	0	0	0	0
10	6	0	0	0	0	15	6	0	0	0	0
0	0	0	0	0	0	0	0	0	0	0	0
305	455	10	16	5	5	5	1	0	0	10	12
290	266	10	9	5	3	5	1	0	0	10	9
15	13	0	0	0	0	0	0	0	0	0	0
20	8	0	1	0	1	0	0	0	0	0	0
145	39	5	2	5	1	0	1	0	0	5	1
80	72	0	3	0	0	0	0	0	0	0	3
70	39	0	0	0	0	0	0	0	0	0	0
35	17	0	1	0	0	0	0	0	0	0	0
500	1,451	10	12	5	5	15	31	15	37	0	1
125	150	5	1	0	0	10	19	5	1	0	0
90	14	5	0	0	0	0	0	0	0	0	0
145	26	5	1	5	1	5	1	5	1	0	0
405	322	10	3	5	2	15	9	10	10	0	1
150	28	5	1	0	0	5	0	5	0	0	0
45	130	5	7	0	0	0	0	0	1	0	0
35	622	0	0	0	2	0	0	0	23	0	0
0	46	0	0	0	0	0	0	0	0	0	0
30	36	0	0	0	0	0	0	0	0	0	0
0	0	0	0	0	0	0	0	0	0	0	0
13,750	38,876	385	1,002	125	384	355	793	285	559	660	422

Service costs in \$ thousands. Client counts rounded to nearest multiple of five.

District 18	Use Rate (%)	Rank	Total Clients	Total Service Cost (\$000's)	Age 0-17 Clients	Age 0-17 Service Cost (\$000's)	Age 18-64 Clients	Age 18-64 Service Cost (\$000's)	Age Over 64 Clients	Age Over 64 Service Cost (\$000's)
1992 Est. Pop. 104,828										
AASA	0.82	33	865	7,642	0	9	240	1,900	620	5,733
Case Mgt & Assmt	0.24	30	250	19	0	0	90	8	155	11
Chore Services	0.15	31	160	332	0	0	35	88	130	244
Personal Care	0.30	23	310	1,173	0	9	110	399	200	755
Adult Family Home	0.04	8	40	45	0	0	20	29	20	16
Congregate Care	0.06	15	65	129	0	0	20	43	45	86
Nursing Home	0.39	32	405	5,920	0	0	85	1,327	325	4,593
APS-Adult Prot	0.02	44	25	5	0	0	5	1	20	3
DASA	0.50	32	520	504	25	29	490	474	5	0
Detoxification	0.05	35	50	42	0	1	50	41	0	0
ADATSA Assessmnt	0.16	28	165	28	0	0	165	28	0	0
Residential Tx	0.10	29	100	203	0	17	100	185	0	0
Outpatient Tx	0.35	29	370	199	25	10	345	188	5	0
Methadone Tx	0.00	34	0	0	0	0	0	0	0	0
ADATSA Stipend	0.07	24	70	31	0	0	70	31	0	0
DCFS	2.06	33	2,155	4,034	1,860	2,936	255	92	5	1
CPS Acc Ref-Chld	1.23	34	1,285	194	1,260	189	5	1	0	0
Family Rec Serv	0.11	33	115	72	110	70	0	0	0	0
First Steps	0.23	21	235	0	35	0	195	0	0	0
Home Services	0.07	17	70	20	40	14	30	5	0	0
Interim Care	0.02	30	25	94	25	94	0	0	0	0
Foster Care	0.39	21	410	1,495	380	1,410	25	83	5	1
Group TX Care	0.04	12	40	592	35	592	0	0	0	0
Adoption	0.07	10	70	188	70	186	0	2	0	0
Emp/Tmg CC-Chld	0.21	34	220	229	220	229	0	0	0	0
Therapy CC-Chld	0.12	31	125	151	120	150	5	0	0	0
DDJ	0.31	34	325	671	175	138	145	528	5	5
Case Management	0.31	29	325	0	175	0	145	0	5	0
RHC-Res Hab Ctr	0.00	13	0	0	0	0	0	0	0	0
Comm Residential	0.02	42	25	335	0	0	25	335	0	0
Emp & Training	0.05	40	50	133	0	0	45	130	0	3
Family Support	0.04	17	45	153	35	130	10	22	0	0
Prof Services	0.02	16	20	14	5	7	10	7	0	0
Supplemental Community	0.02	34	15	32	0	0	15	32	0	0
DIA	13.59	18	14,250	18,485	6,895	10,161	6,825	8,056	525	268
Regular AFDC	5.90	20	6,185	8,897	4,000	5,788	2,185	3,109	0	0
Employable AFDC	2.29	18	2,405	1,944	1,320	1,065	1,085	880	0	0
IA ChildCare-Chd	0.52	27	540	272	530	268	10	4	0	0
JOBS	0.62	21	645	273	10	5	635	268	0	0
Pregnancy Grant	0.13	22	140	109	10	6	130	102	0	0
GA-U and GA-X	0.54	30	565	804	0	0	560	804	0	0
Aged,Blnd,Disbl	1.34	24	1,400	324	160	14	920	242	325	68
Food Assistance	12.39	18	12,985	5,828	6,410	3,014	6,220	2,615	345	199
Refugee Grant	0.00	47	5	6	0	1	5	5	0	0
DJR	0.04	21	45	648	35	582	10	63	0	0
Parole	0.01	26	10	33	5	17	5	17	0	0
Community Placmnt	0.01	22	10	131	10	112	0	19	0	0
DJR Institutions	0.03	12	30	473	25	446	5	26	0	0
DJR Special TX	0.01	6	5	10	5	8	5	3	0	0
MAA	13.09	19	13,725	17,697	7,015	4,831	5,705	11,355	975	1,452
Eligible No Svc	1.76	18	1,845	0	1,140	0	630	0	45	0
Hosp Inpatient	1.29	21	1,355	6,018	220	1,628	950	4,204	180	186
ER-Outpt & Physn	3.69	22	3,865	812	1,890	300	1,910	309	70	3
Hosp Outpatient	2.71	24	2,835	1,149	655	204	1,885	856	300	89
Physician&Clinic	9.02	19	9,450	3,189	4,580	893	4,215	2,241	660	54
Psych Services	0.22	22	230	63	35	22	175	41	15	0
Prescriptions	8.82	20	9,240	2,735	4,210	415	4,205	1,620	830	700
Dental Care	3.59	19	3,760	775	1,855	259	1,720	463	185	53
Other Medical	5.92	21	6,210	2,094	2,370	771	3,260	1,182	575	140
EPSDF	1.85	27	1,940	139	1,585	111	350	22	0	0
HMCOs	0.39	11	405	350	260	228	145	121	0	0
Medicare Part B	1.05	24	1,190	320	0	0	330	95	770	225
DDORA	0.15	34	155	20	80	4	75	16	0	0
Case Management	0.15	34	155	8	80	4	75	4	0	0
ESL Training	0.00	32	0	0	0	0	0	0	0	0
Employment Ser	0.01	36	15	12	0	0	15	12	0	0
Unaccompanied Minors	0.00	8	0	0	0	0	0	0	0	0
DVR	0.38	28	395	548	10	8	385	540	0	0
Regular Case Mgt	0.37	27	385	333	10	4	380	328	0	0
SE Case Mgt	0.01	21	10	7	0	0	10	7	0	0
Assess Job Skill	0.02	30	25	9	0	0	25	9	0	0
Medical/Psych Tx	0.17	28	185	51	5	3	175	49	0	0
Training & Educ	0.09	25	90	94	0	1	90	94	0	0
Personal Support	0.07	31	70	38	0	0	70	37	0	0
Work Support	0.04	35	40	15	0	0	40	15	0	0
MHD	0.90	36	945	2,344	260	382	625	1,447	55	511
Case Management	0.19	41	200	352	55	48	125	282	15	22
Crisis Services	0.09	43	90	40	15	16	75	24	0	0
CMHC Intake	0.52	22	545	69	170	22	350	41	25	5
Outpatient Tx	0.53	38	555	406	190	159	340	219	20	24
Medication Mgt	0.21	41	220	55	10	1	205	53	5	1
Day Treatment	0.08	41	80	186	10	68	65	105	5	13
State Institutions	0.04	35	45	1,003	0	0	35	569	10	434
CSTC	0.00	6	5	74	0	0	0	10	0	0
ITA-Comm Hosp	0.04	30	45	60	5	4	35	51	10	6
Adlt Res Tx Fac	0.00	7	0	0	0	0	0	0	0	0
DSHS Agency Total	17.30	20	18,140	51,592	8,765	19,080	8,165	24,473	1,135	7,970

Service costs in \$ thousands. Client counts rounded to nearest multiple of five.

White (NonHisp.) Clients	White (NonHisp.) Service Cost (\$000's)	Black (NonHisp.) Clients	Black (NonHisp.) Service Cost (\$000's)	Indian (NonHisp.) Clients	Indian (NonHisp.) Service Cost (\$000's)	Asian (NonHisp.) Clients	Asian (NonHisp.) Service Cost (\$000's)	Hispanic Clients	Hispanic Service Cost (\$000's)	Unknown Race Clients	Unknown Race Service Cost (\$000's)
855	7,540	5	67	0	4	0	29	0	2	0	0
245	19	0	0	0	0	0	0	0	0	0	0
160	330	0	0	0	2	0	0	0	0	0	0
310	1,169	0	0	0	2	0	0	0	1	0	0
40	45	0	0	0	0	0	0	0	0	0	0
65	129	0	0	0	0	0	0	0	0	0	0
405	5,824	5	67	0	0	0	29	0	0	0	0
25	4	0	0	0	0	0	0	0	0	0	0
500	487	5	5	5	5	0	0	5	8	0	0
50	42	0	0	0	0	0	0	0	0	0	0
160	28	0	0	0	0	0	0	0	0	0	0
100	197	0	3	0	2	0	0	0	1	0	0
360	189	0	1	5	3	0	0	5	6	0	0
0	0	0	0	0	0	0	0	0	0	0	0
70	31	0	0	0	0	0	0	0	0	0	0
1,760	2,727	45	106	25	68	10	23	45	50	265	60
975	151	20	4	15	3	5	1	25	3	245	33
100	62	0	2	0	0	5	3	5	2	5	2
225	0	0	0	0	0	0	0	10	0	0	0
65	18	5	0	0	0	0	0	0	1	0	0
20	83	0	9	0	0	0	0	0	2	0	0
370	1,350	15	52	15	50	5	9	5	30	0	2
35	565	0	3	0	10	0	10	0	5	0	0
50	145	5	23	0	5	0	0	0	0	15	16
210	216	5	6	0	0	0	0	0	0	5	7
115	138	5	7	0	0	0	0	5	6	0	0
315	667	5	4	0	0	0	0	5	0	0	0
315	0	5	0	0	0	0	0	5	0	0	0
0	0	0	0	0	0	0	0	0	0	0	0
25	335	0	0	0	0	0	0	0	0	0	0
50	133	0	0	0	0	0	0	0	0	0	0
45	149	0	4	0	0	0	0	0	0	0	0
20	14	0	0	0	0	0	0	0	0	0	0
15	32	0	0	0	0	0	0	0	0	0	0
13,635	17,578	100	127	95	173	130	237	275	358	15	12
5,880	8,450	45	59	60	90	75	115	125	184	0	0
2,285	1,828	20	20	20	16	30	33	50	41	5	6
530	267	5	2	0	0	0	2	0	0	5	1
615	261	0	1	10	5	5	3	10	3	0	0
130	105	0	0	0	1	0	1	5	2	0	0
540	774	5	3	5	11	0	6	10	10	0	0
1,350	313	10	1	10	6	15	3	15	2	5	1
12,425	5,551	90	41	90	44	120	72	250	116	5	5
0	3	0	0	0	0	0	3	0	0	0	0
40	595	0	10	0	41	0	0	0	1	0	0
10	33	0	0	0	0	0	0	0	0	0	0
10	131	0	0	0	0	0	0	0	0	0	0
25	430	0	10	0	41	0	0	0	1	0	0
5	10	0	0	0	0	0	0	0	0	0	0
12,975	16,872	95	162	105	143	125	70	380	329	45	61
1,730	0	10	0	15	0	20	0	65	0	5	0
1,280	5,726	10	78	10	70	0	8	50	104	5	32
3,635	768	35	5	45	7	20	3	115	29	10	2
2,700	1,093	15	4	20	7	15	10	80	32	5	2
8,925	3,018	60	24	85	25	85	19	260	88	35	14
230	63	0	0	0	0	0	0	0	0	0	0
8,765	2,675	70	8	80	14	85	11	210	22	25	5
3,550	738	35	6	30	7	40	7	90	12	15	2
5,880	2,016	50	29	55	10	40	5	165	31	15	2
1,810	124	20	2	20	1	10	1	70	5	5	0
385	338	15	5	0	0	0	1	5	5	0	0
1,075	314	5	1	5	1	5	1	5	2	5	2
55	7	0	0	0	0	95	12	0	0	5	0
55	3	0	0	0	0	0	5	0	0	5	0
0	0	0	0	0	0	0	0	0	0	0	0
5	5	0	0	0	0	10	7	0	0	0	0
0	0	0	0	0	0	0	0	0	0	0	0
375	511	0	3	5	6	0	0	5	21	5	6
370	318	0	1	5	4	0	0	5	6	5	4
10	7	0	0	0	0	0	0	0	0	0	0
20	8	0	0	0	0	0	0	0	1	0	0
175	48	0	1	5	1	0	0	0	0	5	1
85	83	0	2	0	1	0	0	5	8	0	1
65	32	0	0	0	0	0	0	5	5	0	0
35	14	0	0	0	0	0	0	5	1	0	0
920	2,323	0	2	5	5	5	6	5	6	5	2
190	346	0	0	5	1	5	4	5	1	0	0
85	39	0	0	0	0	0	0	0	0	0	0
535	68	0	0	0	0	0	0	10	1	0	0
540	394	0	2	5	4	5	2	5	3	0	1
215	54	0	0	0	0	0	0	0	0	0	0
80	186	0	0	0	0	0	0	0	0	0	0
45	1,003	0	0	0	0	0	0	0	0	0	0
5	74	0	0	0	0	0	0	0	0	0	0
45	60	0	0	0	0	0	0	0	0	0	1
0	0	0	0	0	0	0	0	0	0	0	0
16,940	49,309	145	487	135	445	165	377	435	774	320	141

Service costs in \$ thousands. Client counts rounded to nearest multiple of five.

District 19	Use Rate (%)	Rank	Total Clients	Total Service Cost (\$000's)	Age 0-17 Clients	Age 0-17 Service Cost (\$000's)	Age 18-64 Clients	Age 18-64 Service Cost (\$000's)	Age Over 64 Clients	Age Over 64 Service Cost (\$000's)
1992 Est. Pop. 101,377										
AASA	1.74	5	1,765	14,935	5	60	370	2,297	1,385	12,583
Case Mgt & Assmt	0.58	7	590	28	5	0	185	14	400	14
Chore Services	0.46	3	470	993	0	5	105	381	365	607
Personal Care	0.41	13	415	1,488	0	4	160	586	250	898
Adult Family Home	0.02	24	20	24	0	0	15	12	10	12
Congregate Care	0.02	36	25	29	0	0	10	13	15	16
Nursing Home	0.92	3	930	12,365	0	31	105	1,282	825	11,031
APS-Adult Prot	0.05	22	55	9	0	0	20	3	30	5
DASA	0.79	16	805	693	65	53	735	636	5	4
Detoxification	0.07	24	65	89	0	0	65	89	0	0
ADATSA Assessmnt	0.22	18	225	39	0	0	225	39	0	0
Residential Tx	0.14	22	145	227	15	40	130	188	0	0
Outpatient Tx	0.60	14	610	312	50	12	555	295	5	4
Methadone Tx	0.00	34	0	2	0	0	0	2	0	0
ADATSA Stipend	0.04	32	40	23	0	0	40	23	0	0
DCFS	2.71	20	2,750	2,820	2,400	2,674	270	132	0	0
CPS Acc Ref-Chld	1.62	19	1,645	247	1,580	238	10	2	0	0
Family Rec Serv	0.21	10	215	168	200	162	5	3	0	0
First Steps	0.21	24	215	0	40	0	170	0	0	0
Home Services	0.14	6	140	63	85	46	50	17	0	0
Interim Care	0.04	17	40	85	40	81	0	4	0	0
Foster Care	0.55	10	555	1,397	520	1,305	30	89	0	0
Group TX Care	0.03	18	30	384	25	373	0	11	0	0
Adoption	0.04	28	40	172	35	167	0	5	0	0
Emp/Tmg CC-Chld	0.26	27	270	217	265	215	5	1	0	0
Therapy CC-Chld	0.17	18	175	87	165	86	5	0	0	0
DDD	0.39	17	390	2,939	125	198	265	2,725	5	16
Case Management	0.38	11	385	0	120	0	260	0	5	0
RHC-Res Hab Ctr	0.00	13	0	11	0	0	0	11	0	0
Comm Residential	0.11	9	115	2,285	5	95	110	2,190	0	0
Emp & Training	0.13	7	135	448	0	0	130	432	5	15
Family Support	0.04	17	40	131	25	95	15	36	0	0
Prof Services	0.04	6	35	17	5	3	35	14	0	0
Supplemental Community	0.05	11	50	28	5	4	50	24	0	0
DLA	20.12	10	20,395	27,303	9,300	14,705	10,460	12,259	620	338
Regular AFDC	8.80	8	8,925	12,880	5,800	8,420	3,120	4,458	5	2
Employable AFDC	3.51	5	3,555	3,020	1,885	1,588	1,670	1,431	0	0
IA ChildCare-Chd	0.70	18	715	338	700	334	10	4	0	0
ROBS	0.83	17	845	333	15	4	830	329	0	0
Pregnancy Grant	0.20	9	205	163	25	17	180	146	0	0
GA-U and GA-X	1.03	10	1,040	1,285	5	1	1,030	1,278	5	6
Aged, Blind, Disbl	2.08	9	2,110	499	195	19	1,515	398	400	82
Food Assistance	18.61	9	18,865	8,699	8,805	4,317	9,640	4,134	420	248
Refugee Grant	0.03	30	35	38	5	5	30	33	0	0
DJR	0.06	8	65	1,064	55	855	10	210	0	0
Parole	0.02	11	20	63	15	45	5	18	0	0
Community Placmnt	0.03	4	30	242	25	161	5	81	0	0
DJR Institutions	0.04	7	40	730	35	622	5	108	0	0
DJR Special TX	0.02	2	15	30	15	27	5	3	0	0
MAA	19.47	9	19,735	25,998	9,570	6,161	8,435	17,363	1,605	2,474
Eligible No Svc	2.51	12	2,545	0	1,440	0	920	0	60	0
Hosp Inpatient	1.98	10	2,010	8,915	330	1,989	1,415	6,637	265	289
ER-Output & Physn	7.18	6	7,275	1,444	3,575	538	3,570	901	130	5
Hosp Outpatient	4.88	9	4,950	1,944	1,180	443	3,230	1,351	535	150
Physician & Clinic	13.69	10	13,875	4,621	6,450	1,306	6,370	3,250	1,055	65
Psych Services	0.37	10	375	96	60	24	290	71	25	1
Prescriptions	13.98	8	14,175	4,432	6,285	597	6,475	2,573	1,420	1,263
Dental Care	4.98	12	5,045	1,011	2,485	337	2,345	617	220	56
Other Medical	8.98	9	9,100	2,593	3,220	623	5,040	1,698	840	273
EPSDT	2.60	14	2,630	172	2,180	147	455	25	0	0
HMOs	0.27	14	270	243	180	158	95	85	0	0
Medicare Part B	1.80	6	1,820	526	0	0	525	154	1,295	372
DORA	0.61	14	620	58	320	16	290	42	10	0
Case Management	0.61	14	620	29	320	16	290	13	10	0
ESL Training	0.00	32	0	1	0	0	0	1	0	0
Employment Ser	0.04	23	35	28	0	0	35	28	0	0
Unaccompanied Minors	0.00	8	0	0	0	0	0	0	0	0
DVR	0.42	24	425	591	0	1	420	590	0	0
Regular Case Mgt	0.40	24	405	370	0	1	400	370	0	0
SE Case Mgt	0.02	7	20	16	0	0	20	16	0	0
Assess Job Skill	0.02	30	25	11	0	0	25	11	0	0
Medical/Psych Tx	0.18	25	185	49	0	0	180	49	0	0
Training & Educ	0.09	25	95	97	0	0	95	97	0	0
Personal Support	0.08	24	80	28	0	0	80	28	0	0
Work Support	0.05	25	55	18	0	0	55	18	0	0
MHD	2.40	4	2,435	5,909	740	1,125	1,460	4,120	235	664
Case Management	0.72	11	735	1,087	220	251	385	753	125	83
Crisis Services	0.49	13	490	207	120	62	325	136	45	9
CMHC Intake	1.35	1	1,365	194	475	61	810	117	85	16
Outpatient Tx	1.22	10	1,235	900	455	353	695	442	85	105
Medication Mgt	0.55	10	555	107	40	4	445	93	65	11
Day Treatment	0.21	18	215	455	20	76	160	332	35	47
State Institutions	0.10	15	95	2,448	0	0	85	2,053	10	394
CSTC	0.00	6	5	266	5	266	0	0	0	0
ITA-Comm Hosp	0.06	21	65	174	10	52	55	122	0	0
Adlt Res Tx Fac	0.00	7	5	32	0	0	5	32	0	0
DSHS Agency Total	26.15	10	26,510	82,310	11,750	25,846	12,455	40,367	2,080	16,080

Service costs in \$ thousands. Client counts rounded to nearest multiple of five.

White (NonHisp.) Clients	White (NonHisp.) Service Cost (\$000's)	Black (NonHisp.) Clients	Black (NonHisp.) Service Cost (\$000's)	Indian (NonHisp.) Clients	Indian (NonHisp.) Service Cost (\$000's)	Asian (NonHisp.) Clients	Asian (NonHisp.) Service Cost (\$000's)	Hispanic Clients	Hispanic Service Cost (\$000's)	Unknown Race Clients	Unknown Race Service Cost (\$000's)
1,720	14,688	10	25	20	132	15	77	5	9	0	5
565	27	0	0	15	0	5	0	0	0	0	0
450	963	5	3	5	7	5	14	5	5	0	0
395	1,411	5	22	10	46	5	6	0	4	0	0
20	24	0	0	0	0	0	0	0	0	0	0
25	29	0	0	0	0	0	0	0	0	0	0
920	12,225	0	0	5	78	5	57	0	0	0	5
55	8	0	0	0	0	0	0	0	0	0	0
745	641	0	6	30	33	5	4	15	9	0	0
65	84	0	0	5	4	0	0	0	1	0	0
205	36	0	0	15	2	0	0	0	0	0	0
130	200	0	4	10	21	0	2	0	1	0	0
570	298	0	1	20	5	5	1	15	7	0	0
0	2	0	0	0	0	0	0	0	0	0	0
35	21	0	1	0	0	0	1	0	0	0	0
2,205	2,254	25	63	115	262	65	38	55	83	285	121
1,250	192	15	3	60	10	50	6	35	5	240	30
170	132	5	3	5	1	5	2	5	15	25	16
195	0	0	0	10	0	5	0	5	0	0	0
130	51	0	0	5	10	0	0	0	2	0	0
35	63	0	4	5	17	0	4	0	0	0	0
460	1,092	10	28	45	191	10	27	15	26	15	33
20	328	0	13	5	16	0	0	0	27	0	0
30	127	0	4	0	2	0	0	0	6	5	33
245	196	0	6	10	8	0	0	5	0	5	8
155	73	0	3	15	8	0	2	0	1	0	0
375	2,918	0	0	5	13	5	1	0	0	0	7
370	0	0	0	5	0	5	0	0	0	0	0
0	11	0	0	0	0	0	0	0	0	0	0
115	2,274	0	0	0	11	0	0	0	0	0	0
135	446	0	0	0	0	0	1	0	0	0	0
35	122	0	0	0	2	0	0	0	0	0	7
35	17	0	0	0	0	0	0	0	0	0	0
50	28	0	0	0	0	0	0	0	0	0	0
18,540	24,395	135	204	615	990	680	1,102	385	501	40	11
8,035	11,547	70	104	345	538	300	452	180	239	0	0
3,140	2,619	20	20	120	112	195	187	80	80	0	0
665	319	5	1	20	5	0	2	5	4	0	8
780	312	5	1	30	6	15	12	10	2	0	0
185	148	0	0	15	11	5	4	0	1	0	0
960	1,200	10	12	15	17	35	44	15	11	10	0
1,975	472	10	2	40	7	65	14	10	3	10	1
17,150	7,829	125	64	580	293	635	350	375	161	5	1
0	2	0	0	0	0	35	36	0	0	0	0
55	941	0	0	5	52	0	9	5	61	0	1
20	57	0	0	0	0	0	3	0	3	0	0
25	217	0	0	0	11	0	6	0	8	0	1
35	637	0	0	0	41	0	0	5	51	0	0
15	30	0	0	0	0	0	0	0	0	0	0
17,860	24,032	120	217	580	658	675	677	460	339	40	75
2,270	0	15	0	80	0	75	6	95	0	10	0
1,845	8,153	10	117	65	219	45	238	45	127	5	61
6,690	1,318	40	12	215	48	150	39	165	26	10	1
4,555	1,803	25	11	130	43	145	60	90	28	5	1
12,530	4,196	85	26	410	145	535	163	295	86	25	5
355	92	5	0	5	3	10	1	0	0	0	0
12,915	4,196	75	28	380	83	515	100	270	22	20	3
4,650	937	35	6	120	24	135	25	105	17	5	1
8,340	2,423	65	19	240	84	285	47	170	25	5	1
2,380	157	25	1	80	5	55	3	85	5	5	0
265	239	5	1	0	1	0	0	0	1	0	0
1,790	518	5	2	10	3	10	2	5	1	5	1
25	3	0	0	0	0	595	54	0	0	0	0
25	1	0	0	0	0	595	28	0	0	0	0
0	0	0	0	0	0	0	1	0	0	0	0
5	2	0	0	0	0	35	25	0	0	0	0
0	0	0	0	0	0	0	0	0	0	0	0
405	562	5	6	10	16	5	4	0	2	0	0
385	351	5	4	10	11	5	3	0	2	0	0
20	16	0	0	0	0	0	0	0	0	0	0
25	9	0	1	0	0	0	0	0	0	0	0
175	48	0	0	5	1	0	0	0	0	0	0
85	94	0	0	5	2	0	1	0	0	0	0
80	26	0	0	0	2	0	0	0	0	0	0
50	17	0	0	0	0	0	0	0	0	0	0
2,275	5,470	20	36	45	123	45	109	30	117	20	55
660	951	5	15	20	33	30	64	5	13	10	11
470	175	0	0	10	3	5	1	5	1	0	26
1,310	185	5	1	20	5	10	2	20	2	0	0
1,150	849	15	13	25	15	30	11	15	8	5	4
500	95	5	3	15	3	30	5	5	0	5	1
205	441	0	3	0	3	0	0	0	7	0	1
90	2,345	0	0	0	0	0	15	0	86	0	2
5	212	0	0	0	54	0	0	0	0	0	0
50	151	0	0	0	1	5	11	0	0	10	11
0	26	0	0	0	6	0	0	0	0	0	0
23,820	76,008	170	557	745	2,280	795	2,074	605	1,121	380	275

Service costs in \$ thousands. Client counts rounded to nearest multiple of five.

District 20	Use Rate (%)	Rank	Total Clients	Total Service Cost (\$000's)	Age 0-17 Clients	Age 0-17 Service Cost (\$000's)	Age 18-64 Clients	Age 18-64 Service Cost (\$000's)	Age Over 64 Clients	Age Over 64 Service Cost (\$000's)
1992 Est. Pop. 104,869										
AASA	1.37	16	1,440	11,433	5	69	325	1,601	1,105	9,764
Case Mgt & Assmt	0.30	23	315	14	0	0	120	9	190	6
Chore Services	0.36	12	375	637	0	0	95	156	280	480
Personal Care	0.49	8	515	2,913	5	10	190	743	320	1,260
Adult Family Home	0.04	8	40	16	0	0	30	7	10	9
Congregate Care	0.06	15	65	117	0	5	15	21	50	92
Nursing Home	0.57	16	600	8,625	0	53	50	663	550	7,908
APS-Adult Prot	0.64	26	45	7	0	0	15	2	30	5
DASA	0.64	23	675	686	80	69	590	616	0	0
Detoxification	0.07	24	70	63	0	0	65	63	0	0
ADATSA Assessmt	0.28	10	290	55	0	0	290	53	0	0
Residential Tx	0.18	14	185	287	15	43	170	244	0	0
Outpatient TX	0.40	25	425	225	60	20	365	205	0	0
Methadone Tx	0.00	34	5	4	0	0	5	4	0	0
ADATSA Stupend	0.07	24	70	47	0	0	70	47	0	0
DCFS	3.36	15	3,525	3,837	2,965	3,666	495	154	5	2
CPS Acc Ref-Chld	1.98	11	2,080	305	2,030	299	5	1	0	0
Family Rec Serv	0.16	21	175	138	165	134	5	1	0	0
First Steps	0.47	7	490	0	65	0	420	0	0	0
Home Services	0.04	27	40	13	20	10	15	2	0	0
Interim Care	0.05	15	50	155	50	151	0	4	0	0
Foster Care	0.49	14	515	1,743	475	1,618	35	123	0	0
Group TX Care	0.05	8	50	536	50	536	0	0	0	0
Adoption	0.08	7	80	298	80	284	5	13	0	0
Emp/Tmg CC-Chld	0.36	22	385	325	370	322	10	2	0	0
Therapy CC-Chld	0.19	16	200	314	185	302	5	7	0	2
DDD	0.50	10	525	17,809	175	77	350	17,522	5	211
Case Management	0.35	17	365	0	170	0	195	0	0	0
RHC-Res Hab Ctr	0.15	4	155	16,371	0	0	155	16,160	0	211
Comm Residential	0.05	31	55	1,050	0	0	55	1,050	0	0
Emp & Training	0.09	23	90	259	0	0	90	259	0	0
Family Support	0.03	25	35	73	35	73	0	1	0	0
Prof Services	0.01	37	15	16	0	4	15	11	0	0
Supplemental Community	0.03	22	30	40	0	0	30	40	0	0
DIA	17.40	14	18,245	24,494	8,540	12,821	9,030	11,272	665	400
Regular AFDC	7.27	13	7,625	10,909	4,960	7,095	2,665	3,814	0	0
Employable AFDC	3.05	9	3,195	2,730	1,710	1,451	1,490	1,279	0	0
IA ChildCare-Chd	0.69	19	720	431	690	424	30	7	0	0
JOBS	0.74	18	770	319	5	2	765	317	0	0
Pregnancy Grant	0.16	15	165	142	15	16	150	126	0	0
GA-U and GA-X	1.13	7	1,180	1,660	5	2	1,175	1,655	0	3
Aged,Blind,Disbl	1.70	13	1,785	626	150	30	1,200	453	440	143
Food Assistance	15.60	14	16,360	7,562	7,890	3,800	8,040	3,508	425	253
Refugee Grant	0.03	30	35	42	5	2	30	40	0	0
DIR	0.06	8	60	994	50	216	10	78	0	0
Parole	0.01	26	10	31	5	20	5	11	0	0
Community Placmt	0.02	9	20	242	20	230	0	12	0	0
DIR Institutions	0.03	12	30	690	30	636	0	54	0	0
DIR Special TX	0.01	6	15	32	10	31	0	1	0	0
MAA	17.22	15	18,055	24,658	8,815	7,000	7,765	15,368	1,430	2,201
Eligible No Svc	2.19	15	2,295	0	1,315	0	895	0	45	0
Hosp Inpatient	1.67	14	1,750	8,486	315	2,546	1,170	5,614	265	325
HR-Output & Physn	5.40	14	5,660	1,508	2,830	594	2,775	907	55	6
Hosp Outpatient	4.12	11	4,320	2,133	1,275	457	2,580	1,544	470	131
Physician&Chnic	12.19	14	12,780	4,493	6,045	1,352	5,730	3,062	1,005	79
Psych Services	0.32	13	340	60	80	23	225	36	35	1
Prescriptions	11.88	15	12,455	3,513	5,655	513	5,545	1,897	1,255	1,103
Dental Care	5.33	10	5,585	1,098	2,825	381	2,475	656	290	62
Other Medical	8.11	12	8,505	2,540	3,260	861	4,430	1,412	820	267
HPSDT	2.50	16	2,625	171	2,195	149	430	22	0	0
HMOs	0.19	17	200	176	135	123	65	52	0	0
Medicare Part B	1.55	13	1,625	482	0	0	525	165	1,100	317
DORA	0.28	28	290	45	115	5	160	39	15	1
Case Management	0.28	28	290	14	115	5	160	8	15	1
ESL Training	0.03	14	30	7	0	0	30	7	0	0
Employment Ser	0.02	32	25	22	0	0	25	22	0	0
Unaccompanied Minors	0.00	8	0	2	0	0	0	2	0	0
DYR	0.54	15	560	898	5	2	560	806	0	0
Regular Case Mgt	0.53	14	550	498	5	2	545	496	0	0
SB Case Mgt	0.01	21	10	8	0	0	10	8	0	0
Assess Job Skill	0.03	18	30	14	0	0	30	14	0	0
Medical/Psych Tx	0.25	13	265	71	0	0	265	71	0	0
Training & Educ	0.13	11	135	113	0	0	135	113	0	0
Personal Support	0.11	15	120	84	0	0	120	84	0	0
Work Support	0.05	25	50	20	0	0	50	20	0	0
MHD	1.43	19	1,500	4,371	445	745	935	2,712	120	915
Case Management	0.39	30	410	740	150	213	195	422	65	105
Crisis Services	0.11	38	120	38	20	18	95	20	5	0
CNHC Intake	0.71	10	745	91	305	39	400	45	45	6
Outpatient Tx	1.02	15	1,070	919	360	347	660	535	50	36
Medication Mgt	0.46	14	480	133	30	5	390	113	60	15
Day Treatment	0.14	31	145	312	40	76	75	156	30	80
State Institutions	0.07	21	70	1,896	0	2	55	1,328	15	666
CSTC	0.00	6	0	41	0	41	0	0	0	0
ITA-Comm Hosp	0.02	47	25	36	0	2	25	34	0	0
Adlt Res Tx Fac	0.00	7	0	0	0	0	0	0	0	0
DSHS Agency Total	22.91	15	24,025	89,135	11,315	25,370	10,850	50,167	1,745	13,583

Service costs in \$ thousands. Client counts rounded to nearest multiple of five.

White (NonHisp.) Clients	White (NonHisp.) Service Cost (\$000's)	Black (NonHisp.) Clients	Black (NonHisp.) Service Cost (\$000's)	Indian (NonHisp.) Clients	Indian (NonHisp.) Service Cost (\$000's)	Asian (NonHisp.) Clients	Asian (NonHisp.) Service Cost (\$000's)	Hispanic Clients	Hispanic Service Cost (\$000's)	Unknown Race Clients	Unknown Race Service Cost (\$000's)
1,410	11,275	5	14	5	14	5	60	5	15	10	56
305	14	5	0	0	0	0	0	0	0	0	0
365	611	0	4	5	10	0	0	0	3	5	9
510	1,991	0	6	0	4	0	0	0	12	0	0
35	16	0	0	0	0	0	0	0	0	0	0
65	117	0	0	0	0	0	0	0	0	0	0
595	8,516	0	3	0	0	5	60	0	0	0	46
45	7	0	0	0	0	0	0	0	0	0	0
640	646	5	13	15	13	0	0	10	13	0	0
65	62	0	0	0	0	0	0	0	1	0	0
285	52	5	1	5	1	0	0	0	0	0	0
175	264	5	11	5	7	0	0	5	5	0	0
405	216	5	1	10	3	0	0	5	5	0	0
5	4	0	0	0	0	0	0	0	0	0	0
60	42	5	1	5	2	0	0	5	2	0	0
3,085	3,234	65	193	65	182	35	56	65	61	210	103
1,790	264	20	4	35	7	20	2	35	7	180	21
150	124	10	7	5	2	0	1	0	0	10	4
455	0	5	0	5	0	5	0	20	0	0	0
35	12	0	0	0	0	0	0	0	0	0	0
45	133	5	13	5	8	0	0	0	0	0	2
450	1,425	25	82	25	145	10	42	5	29	5	21
40	441	5	49	0	12	0	0	0	0	0	34
60	259	5	13	0	0	0	4	0	4	15	17
340	280	20	22	10	14	5	4	0	1	5	4
180	288	5	3	5	1	0	3	5	20	0	0
505	16,699	5	737	5	29	0	26	5	105	5	213
355	0	0	0	5	0	0	0	0	0	0	0
150	15,318	5	737	0	0	0	0	0	105	0	210
50	1,003	0	0	0	24	0	22	0	0	0	0
90	250	0	0	0	5	0	4	0	0	0	0
35	71	0	0	0	0	0	0	0	0	0	2
15	16	0	0	0	0	0	0	0	0	0	0
30	40	0	0	0	0	0	0	0	0	0	0
17,015	22,726	225	331	235	366	315	500	365	532	85	39
7,105	10,113	110	163	115	178	120	185	170	266	5	3
2,970	2,503	30	23	45	46	50	89	65	69	0	0
640	391	10	5	5	4	5	1	10	5	55	24
725	298	10	6	15	3	10	8	10	4	0	0
155	133	0	2	0	2	5	4	0	1	0	0
1,105	1,561	25	41	20	32	15	17	15	9	0	0
1,685	583	20	6	10	3	45	25	15	6	10	2
15,310	7,060	195	81	210	97	280	148	350	170	15	5
15	14	0	0	0	0	15	24	0	0	5	4
50	816	0	57	5	80	0	0	0	41	0	0
10	30	0	0	0	0	0	0	0	0	0	0
20	192	0	0	5	43	0	0	0	6	0	0
25	562	0	57	0	36	0	0	0	35	0	0
15	32	0	0	0	0	0	0	0	0	0	0
16,795	23,465	215	210	240	232	310	343	455	389	40	20
2,105	0	40	0	35	0	40	0	70	0	5	0
1,650	8,131	15	70	25	71	15	87	45	125	0	1
5,290	1,414	70	18	75	25	60	12	165	40	5	1
4,115	2,037	35	17	40	25	50	22	75	32	5	0
11,890	4,196	125	46	170	60	255	93	315	95	25	5
325	58	5	0	5	1	0	0	5	0	0	0
11,630	3,362	115	19	150	22	245	59	295	45	25	6
5,250	1,034	55	9	65	13	95	23	110	17	10	2
7,955	2,444	85	21	90	14	155	35	200	22	20	2
2,400	157	50	3	30	2	40	3	100	8	0	0
185	161	5	4	0	0	5	6	10	5	0	0
1,590	471	5	2	5	1	10	3	10	3	5	2
95	5	0	0	0	0	190	40	0	0	10	0
90	4	0	0	0	0	190	9	0	0	10	0
0	0	0	0	0	0	30	7	0	0	0	0
0	0	0	0	0	0	25	22	0	0	0	0
0	0	0	0	0	0	0	2	0	0	0	0
530	773	5	9	5	9	5	5	5	5	10	12
520	473	5	5	5	4	5	3	5	3	10	8
10	8	0	0	0	0	0	0	0	0	0	0
30	13	0	1	0	0	0	1	0	0	0	0
245	66	5	1	5	0	5	1	5	0	5	2
130	111	0	0	0	0	0	0	0	1	0	1
115	82	0	1	0	0	0	0	0	0	0	1
45	19	0	1	0	0	0	0	0	0	0	0
1,425	4,254	15	22	25	40	15	14	20	33	5	8
385	702	5	2	5	16	5	2	10	18	0	0
110	37	5	0	0	1	0	0	0	0	0	0
710	87	5	1	10	2	5	1	10	1	0	0
1,015	881	5	4	20	14	10	7	15	10	5	4
460	124	0	1	10	3	5	2	5	3	0	0
140	306	0	0	0	5	0	1	0	1	0	0
70	1,981	0	14	0	0	0	0	0	0	0	0
0	41	0	0	0	0	0	0	0	0	0	0
25	32	0	0	0	0	0	0	0	0	5	4
0	0	0	0	0	0	0	0	0	0	0	0
22,090	83,891	305	1,586	320	968	405	1,034	565	1,195	345	452

Service costs in \$ thousands. Client counts rounded to nearest multiple of five.

District 21 1992 Est.Pop. 103,225	Use Rate (%)	Rank	Total Clients	Total Service Cost (\$000's)	Age 0-17 Clients	Age 0-17 Service Cost (\$000's)	Age 18-64 Clients	Age 18-64 Service Cost (\$000's)	Age Over 64 Clients	Age Over 64 Service Cost (\$000's)
AASA	0.60	39	615	5,526	0	11	115	505	490	5,069
Case Mgt & Assmt	0.16	40	165	9	0	0	50	0	115	4
Chore Services	0.10	40	100	183	0	2	20	60	75	121
Personal Care	0.15	40	155	465	0	0	65	223	95	242
Adult Family Home	0.00	47	5	0	0	0	0	0	5	0
Congregate Care	0.07	13	75	113	0	0	25	36	50	76
Nursing Home	0.32	37	335	4,743	0	9	15	175	315	4,558
APS-Adult Prot	0.03	32	25	5	0	0	5	0	15	3
DASA	0.35	42	355	335	30	64	325	266	5	5
Detoxification	0.07	24	70	59	0	0	70	59	0	0
ADATSA Assessmt	0.15	30	150	26	0	0	145	25	0	0
Residential Tx	0.03	45	35	102	15	58	20	44	0	0
Outpatient Tx	0.21	44	220	125	15	6	200	115	5	4
Methodone Tx	0.02	10	20	21	0	0	20	21	0	0
ADATSA Stipend	0.00	44	5	1	0	0	5	1	0	0
DCFS	1.90	35	1,965	1,416	1,685	1,319	200	78	0	0
CPS Acc Ref-Chld	1.37	28	1,420	228	1,355	218	5	1	0	0
Family Rec Serv	0.13	29	140	88	95	72	30	11	0	0
First Steps	0.16	33	170	0	15	0	150	0	0	0
Home Services	0.01	38	15	5	5	2	5	2	0	0
Interim Care	0.01	39	10	29	10	29	0	0	0	0
Foster Care	0.15	44	155	417	140	403	5	11	0	0
Group TX Care	0.01	35	10	168	10	145	0	24	0	0
Adoption	0.05	21	50	170	45	163	0	7	0	0
Emp/Trng CC-Chld	0.16	38	170	217	165	213	5	2	0	0
Therapy CC-Chld	0.08	43	80	95	80	74	0	21	0	0
DDD	0.29	39	305	1,146	140	95	155	1,041	5	9
Case Management	0.28	38	295	0	125	0	165	0	5	0
RHC-Res Hab Ctr	0.00	13	0	0	0	0	0	0	0	0
Comm Residential	0.02	42	25	663	0	0	25	663	0	0
Emp & Training	0.09	23	95	328	0	0	90	319	5	9
Family Support	0.04	17	45	101	45	94	5	6	0	0
Prof Services	0.02	16	15	13	5	1	10	12	0	0
Supplemental Community	0.02	34	20	41	0	0	20	41	0	0
DIA	7.13	41	7,360	9,935	3,310	5,024	3,690	4,657	360	254
Regular AFDC	3.10	39	3,195	4,647	2,040	2,969	1,155	1,679	0	0
Employable AFDC	0.93	38	960	880	520	458	440	422	0	0
IA ChildCare-Chd	0.24	41	255	244	240	238	10	6	0	1
JOBS	0.32	40	335	166	5	3	330	163	0	0
Pregnancy Grant	0.08	36	80	61	10	5	75	56	0	0
GA-U and GA-X	0.49	36	505	753	0	1	495	745	5	7
Aged,Blind,Disabl	0.85	38	880	352	60	18	535	199	290	135
Food Assistance	6.23	41	6,430	2,693	3,015	1,327	3,220	1,260	195	106
Refugee Grant	0.11	8	115	129	10	5	90	118	10	5
DJR	0.03	30	35	570	25	370	10	200	0	0
Parole	0.02	11	15	34	10	22	5	12	0	0
Community Placmt	0.01	22	10	78	5	31	0	46	0	0
DJR Institutions	0.02	24	20	447	15	306	5	141	0	0
DJR Special TX	0.01	6	10	12	5	10	0	1	0	0
MAA	7.45	39	7,690	11,644	3,490	2,818	3,360	7,732	770	1,095
Eligible No Svc	1.00	39	1,035	0	575	0	345	0	45	0
Hosp Inpatient	0.82	35	850	4,289	130	1,011	600	3,099	120	178
ER-Outpt & Physn	2.12	39	2,185	529	1,010	178	1,130	342	45	9
Hosp Outpatient	2.10	36	2,170	953	540	174	1,410	712	220	67
Physician&Clinic	5.21	39	5,380	2,170	2,320	553	2,535	1,553	525	64
Psych Services	0.17	34	180	54	30	8	145	46	16	0
Prescriptions	4.96	40	5,120	1,632	2,060	186	2,415	983	645	463
Dental Care	2.10	40	2,165	444	930	136	1,020	265	215	44
Other Medical	3.02	41	3,115	1,204	740	447	1,925	632	450	125
IPSDT	1.29	37	1,330	102	1,080	86	255	15	0	0
HMOs	0.07	32	75	60	50	39	25	21	0	0
Medicare Part B	0.68	38	705	207	0	0	205	62	500	145
DORA	0.61	14	625	113	190	37	400	75	35	2
Case Management	0.60	15	620	25	185	7	400	16	35	2
ESL Training	0.00	32	5	3	0	0	5	3	0	0
Employment Ser	0.16	5	160	36	0	0	160	36	0	0
Unaccompanied Minors	0.00	8	5	30	5	30	0	0	0	0
DVR	0.33	36	340	527	5	5	335	520	0	2
Regular Case Mgt	0.31	36	315	277	5	3	315	273	0	1
SE Case Mgt	0.02	7	25	24	0	0	25	24	0	0
Assess Job Skill	0.03	18	30	15	0	0	30	15	0	0
Medical/Psych Tx	0.16	31	165	49	0	0	160	49	0	0
Training & Educ	0.09	25	100	87	0	1	95	85	0	1
Personal Support	0.05	43	50	49	0	0	50	49	0	0
Work Support	0.06	19	60	25	0	0	60	25	0	0
MHD	0.69	33	1,020	3,595	260	504	620	2,686	135	399
Case Management	0.27	38	275	528	30	44	165	409	80	70
Crisis Services	0.11	38	115	36	15	3	100	31	5	2
CMHC Intake	0.43	26	445	63	145	19	265	38	35	5
Outpatient Tx	0.79	25	815	765	245	295	480	430	90	40
Medication Mgt	0.34	26	345	105	20	2	240	78	90	25
Day Treatment	0.10	37	100	282	25	140	60	118	10	24
State Institutions	0.05	30	55	1,630	0	2	50	1,406	5	232
CSTC	0.00	6	0	0	0	0	0	0	0	0
ITA-Comm Hosp	0.06	21	55	43	0	0	45	42	10	1
Adlt Res Tx Fac	0.00	7	0	0	0	0	0	0	0	0
DSHS Agency Total	11.03	38	11,385	34,808	5,250	10,248	5,040	17,761	935	6,774

Service costs in \$ thousands. Client counts rounded to nearest multiple of five.

White (NonHisp.) Clients	White (NonHisp.) Service Cost (\$000's)	Black (NonHisp.) Clients	Black (NonHisp.) Service Cost (\$000's)	Indian (NonHisp.) Clients	Indian (NonHisp.) Service Cost (\$000's)	Asian (NonHisp.) Clients	Asian (NonHisp.) Service Cost (\$000's)	Hispanic Clients	Hispanic Service Cost (\$000's)	Unknown Race Clients	Unknown Race Service Cost (\$000's)
590	5,291	5	36	0	14	10	90	5	41	0	35
160	9	0	0	0	0	5	0	0	0	0	0
95	180	0	2	0	0	0	0	0	1	0	0
145	413	0	14	0	14	5	24	0	0	0	0
5	0	0	0	0	0	0	0	0	0	0	0
75	110	0	0	0	0	0	0	0	3	0	0
320	4,565	5	39	0	0	5	66	5	37	0	35
25	5	0	0	0	0	0	0	0	0	0	0
315	315	20	3	10	9	5	3	5	5	0	0
65	53	5	0	0	4	0	0	0	2	0	0
125	21	15	3	5	1	5	1	0	0	0	0
35	99	0	0	0	0	0	2	0	1	0	0
205	119	0	0	10	4	5	1	0	1	0	0
20	21	0	0	0	0	0	0	0	1	0	0
5	1	0	0	0	0	0	0	0	0	0	0
1,560	1,064	85	80	45	58	65	61	25	57	185	96
1,160	184	60	10	40	9	45	7	10	2	100	14
125	80	5	4	5	2	5	2	0	1	0	0
135	0	5	0	0	0	10	0	5	0	15	0
10	4	0	0	0	0	0	1	0	0	0	0
10	27	0	2	0	0	0	0	0	0	0	0
105	293	10	26	10	22	10	41	5	21	15	13
5	136	0	0	0	0	0	8	0	24	0	0
25	121	10	24	0	0	0	0	5	7	10	17
115	152	5	8	5	4	0	2	0	1	40	50
70	67	5	5	5	21	0	1	0	1	0	0
275	1,074	5	6	5	8	10	57	5	0	5	0
265	0	5	0	5	0	10	0	5	0	5	0
0	0	0	0	0	0	0	0	0	0	0	0
25	613	0	0	0	0	0	51	0	0	0	0
90	314	0	6	0	8	0	0	0	0	0	0
45	95	0	0	0	0	5	6	0	0	0	0
15	12	0	0	0	0	0	0	0	0	0	0
20	40	0	0	0	0	0	0	0	0	0	0
6,175	8,339	330	537	105	162	505	695	140	140	95	63
2,790	4,061	165	244	55	85	125	182	55	68	10	8
780	694	40	41	20	15	85	100	25	18	5	11
190	190	5	8	5	3	5	15	0	0	45	28
280	146	20	9	5	2	20	6	10	3	0	0
80	39	0	1	0	0	0	0	0	0	0	0
390	587	50	84	5	8	45	67	5	7	5	0
685	235	20	6	10	7	140	99	5	3	15	3
5,485	2,287	315	138	90	43	385	172	125	40	30	12
60	72	0	5	0	0	50	52	0	0	0	0
35	536	0	1	0	0	0	0	0	34	0	0
15	34	0	1	0	0	0	0	0	0	0	0
10	44	0	0	0	0	0	0	0	34	0	0
20	447	0	0	0	0	0	0	0	0	0	0
10	12	0	0	0	0	0	0	0	0	0	0
6,470	10,051	310	292	110	191	555	708	185	278	65	124
875	0	45	0	10	0	65	0	35	0	5	0
735	3,739	25	80	15	62	45	194	25	152	5	62
1,870	451	130	31	45	17	70	16	55	11	15	2
1,845	809	90	30	40	25	135	68	45	12	15	8
4,490	1,823	205	66	95	45	425	165	125	49	40	21
155	51	15	1	0	0	5	1	5	1	0	0
4,285	1,400	200	33	95	17	395	147	105	18	40	16
1,795	362	80	15	35	6	205	54	40	6	10	2
2,605	1,090	110	24	50	14	245	46	80	22	20	8
1,135	88	60	4	30	2	55	4	45	3	10	1
55	49	10	6	0	1	0	1	0	0	5	3
630	187	10	2	5	2	45	12	5	2	5	1
335	51	5	2	0	0	275	60	0	0	10	0
335	13	5	0	0	0	275	11	0	0	10	0
0	2	0	0	0	0	0	0	0	0	0	0
105	36	5	2	0	0	55	19	0	0	0	0
0	0	0	0	0	0	5	30	0	0	0	0
295	479	10	13	5	2	10	12	5	2	20	19
275	244	5	8	5	2	10	8	5	2	20	14
20	22	0	1	0	0	0	0	0	0	0	0
25	15	0	0	0	0	0	1	0	0	0	0
140	46	5	1	0	0	0	0	0	0	15	2
90	82	5	1	0	0	5	2	0	0	5	2
45	48	0	0	0	0	0	0	0	0	5	1
55	22	5	1	0	0	0	1	0	0	0	0
915	3,205	25	210	10	25	20	25	40	113	10	15
260	493	10	20	0	6	5	1	0	2	0	7
105	34	0	0	5	1	0	0	5	1	0	0
395	36	5	1	5	1	5	1	30	3	0	1
725	671	20	25	10	8	15	21	35	38	5	1
315	98	10	2	5	1	10	3	10	2	0	0
90	248	5	21	0	9	0	0	5	1	0	3
50	1,437	5	140	0	0	0	0	0	62	0	1
0	0	0	0	0	0	0	0	0	0	0	0
45	38	0	1	0	0	0	0	0	0	5	3
0	0	0	0	0	0	0	0	0	0	0	0
9,485	30,404	425	1,200	160	470	720	1,712	265	670	335	353

Service costs in \$ thousands. Client counts rounded to nearest multiple of five.

District 22	Use Rate (%)	Rank	Total Clients	Total Service Cost (\$000's)	Age 0-17 Clients	Age 0-17 Service Cost (\$000's)	Age 18-64 Clients	Age 18-64 Service Cost (\$000's)	Age Over 64 Clients	Age Over 64 Service Cost (\$000's)
1992 Est. Pop. 108,265										
AASA	1.05	25	1,140	8,894	5	8	275	1,498	855	7,388
Case Mgt & Assmt	0.29	25	320	15	0	0	115	8	205	6
Chore Services	0.34	15	365	621	0	2	100	208	265	411
Personal Care	0.31	22	340	1,162	0	4	125	445	210	712
Adult Family Home	0.04	8	40	12	0	0	20	7	20	6
Congregate Care	0.02	36	25	39	0	1	5	8	30	39
Nursing Home	0.47	27	515	7,040	0	0	70	820	445	6,220
APS-Adult Prot	0.03	32	30	4	0	0	5	1	15	2
DASA	0.70	19	760	866	130	102	625	763	5	1
Detoxification	0.11	15	120	99	0	0	115	98	5	1
ADATSA Assessmnt	0.27	12	290	51	5	1	285	50	0	0
Residential Tx	0.13	25	140	275	15	64	125	210	0	0
Outpatient Tx	0.42	23	455	333	105	34	350	298	0	1
Methadone Tx	0.01	16	10	14	0	0	10	14	0	0
ADATSA Stipend	0.12	18	125	92	0	0	125	92	0	0
DCFS	2.18	32	2,365	2,520	1,960	2,403	350	103	5	1
CPS Acc Ref-Child	1.04	37	1,125	155	1,095	151	5	1	0	0
Family Rec Serv	0.15	22	165	240	165	237	0	1	0	1
First Steps	0.31	12	335	0	45	0	290	0	0	0
Home Services	0.04	27	50	20	25	17	15	2	0	0
Interim Care	0.03	23	35	82	35	80	0	2	0	0
Foster Care	0.30	31	325	882	285	827	25	48	0	0
Group TX Care	0.03	18	35	438	30	394	5	44	0	0
Adoption	0.06	15	70	247	65	244	5	3	0	0
Emp/Tmg CC-Child	0.40	20	435	353	420	349	10	2	0	0
Therapy CC-Child	0.10	35	110	103	105	103	0	0	0	0
DDD	0.33	29	360	3,327	120	107	235	3,205	5	15
Case Management	0.33	24	355	0	115	0	230	0	5	0
RHC-Res Hab Ctr	0.00	13	0	105	0	0	0	105	0	0
Comm Residential	0.08	19	90	2,607	0	0	90	2,597	0	11
Emp & Training	0.14	4	150	434	0	0	150	430	0	4
Family Support	0.04	17	40	116	35	102	5	13	0	0
Prof Services	0.02	16	20	22	5	5	15	17	0	0
Supplemental Community	0.02	34	25	42	0	0	25	42	0	0
DIA	11.96	25	12,045	18,145	5,770	9,072	6,275	8,735	445	337
Regular AFDC	4.99	25	5,400	7,832	3,425	4,969	1,975	2,862	0	1
Employable AFDC	1.88	23	2,040	1,751	1,105	933	935	818	0	0
IA ChildCare-Child	0.60	25	650	483	630	478	20	5	0	0
JOBS	0.59	23	635	339	10	3	630	336	0	0
Pregnancy Grant	0.14	19	150	131	20	19	130	112	0	0
GA-U and GA-X	0.78	17	845	1,376	5	1	835	1,360	10	15
Aged,Blind,Disbl	1.30	25	1,400	605	115	33	950	410	340	161
Food Assistance	10.88	22	11,780	5,411	5,385	2,628	6,130	2,623	265	159
Refugee Grant	0.11	8	125	176	10	8	110	168	0	0
DJR	0.06	8	70	1,241	55	936	15	304	0	0
Parole	0.01	26	15	38	10	13	10	23	0	0
Community Placmt	0.03	4	30	365	25	242	10	122	0	0
DJR Institutions	0.04	7	40	826	35	668	10	158	0	0
DJR Special TX	0.01	6	10	12	10	11	0	1	0	0
MAA	11.61	25	12,570	18,045	5,850	4,768	5,675	11,785	1,000	1,492
Eligible No Svc	1.48	25	1,605	0	860	0	675	0	35	0
Hosp Inpatient	1.13	27	1,220	6,369	240	1,716	820	4,361	165	292
ER Outpt & Physn	3.38	24	3,655	703	1,745	250	1,865	450	45	3
Hosp Outpatient	2.46	28	2,660	1,421	725	256	1,680	1,077	255	88
Physician&Clinic	8.01	24	8,675	3,218	3,905	901	4,135	2,236	630	82
Psych Services	0.41	9	445	81	90	25	340	55	20	1
Prescriptions	7.97	25	8,630	2,674	3,690	348	4,070	1,714	875	612
Dental Care	3.54	21	3,830	846	1,835	269	1,835	527	160	50
Other Medical	5.44	24	5,885	1,906	2,045	648	3,345	1,101	495	158
EPSDT	1.86	26	2,010	142	1,700	124	310	18	0	0
HMOs	0.37	12	405	366	255	232	150	135	0	0
Medicare Part B	1.01	27	1,095	318	0	0	370	113	725	206
DORA	0.91	7	985	203	360	28	590	175	35	2
Case Management	0.90	7	980	48	360	18	585	29	35	2
ESL Training	0.11	6	115	30	0	0	115	30	0	0
Employment Ser	0.12	7	125	109	0	0	125	109	0	0
Unaccompanied Minors	0.00	8	5	17	0	10	5	6	0	0
DVR	0.60	9	645	992	0	1	645	997	0	1
Regular Case Mgt	0.58	9	630	579	0	0	630	578	0	1
SE Case Mgt	0.01	21	15	16	0	0	15	16	0	0
Assess Job Skill	0.04	12	45	20	0	0	45	20	0	0
Medical/Psych Tx	0.28	9	300	90	0	0	295	90	0	0
Training & Educ	0.16	6	175	184	0	0	175	184	0	0
Personal Support	0.14	8	155	73	0	0	155	73	0	0
Work Support	0.06	19	70	35	0	0	70	35	0	0
MHD	1.12	29	1,210	3,953	310	669	810	2,947	90	337
Case Management	0.39	30	420	1,173	135	273	235	833	50	66
Crisis Services	0.18	30	195	51	45	16	135	39	10	2
CMHC Intake	0.40	30	430	60	180	24	230	31	25	6
Outpatient Tx	0.76	28	830	899	205	204	575	677	50	17
Medication Mgt	0.30	33	320	97	10	2	290	91	20	5
Day Treatment	0.09	40	100	309	40	92	30	103	25	114
State Institutions	0.07	21	70	1,114	0	11	65	993	5	110
CSTC	0.00	6	0	33	0	33	0	0	0	0
IYA-Comm Hosp	0.04	30	45	126	0	19	45	107	0	0
Adlt Res Tx Fac	0.00	7	0	0	0	0	0	0	0	0
DSHS Agency Total	16.38	25	17,735	58,194	8,020	18,093	8,340	30,512	1,275	2,374

Service costs in \$ thousands. Client counts rounded to nearest multiple of five.

White (NonHisp.) Clients	White (NonHisp.) Service Cost (\$000's)	Black (NonHisp.) Clients	Black (NonHisp.) Service Cost (\$000's)	Indian (NonHisp.) Clients	Indian (NonHisp.) Service Cost (\$000's)	Asian (NonHisp.) Clients	Asian (NonHisp.) Service Cost (\$000's)	Hispanic Clients	Hispanic Service Cost (\$000's)	Unknown Race Clients	Unknown Race Service Cost (\$000's)
1,070	8,564	5	28	10	35	20	156	15	51	20	60
295	14	5	0	5	0	10	0	0	0	5	0
335	550	0	0	5	18	5	12	10	19	10	21
315	1,072	5	10	5	5	15	61	5	4	0	10
40	12	0	0	0	0	0	0	0	0	0	0
20	32	0	5	0	0	0	0	0	0	0	2
505	6,879	0	13	0	12	5	83	0	28	0	26
30	3	0	0	0	0	0	0	0	0	0	0
675	787	25	26	30	20	10	1	20	32	0	0
115	94	5	2	0	3	0	0	0	0	0	0
255	45	20	4	10	1	5	0	5	1	0	0
120	238	10	16	5	10	0	0	5	10	0	0
405	309	10	4	20	3	5	1	20	15	0	0
10	14	0	0	0	0	0	0	0	0	0	0
115	83	0	2	5	2	0	0	5	5	0	0
1,910	2,051	95	138	45	137	70	37	35	68	215	90
845	119	45	6	15	2	30	4	10	1	175	22
145	212	5	2	5	15	5	3	5	2	10	4
290	0	10	0	5	0	20	0	10	0	0	0
40	17	5	0	5	2	0	0	0	0	0	0
30	74	5	8	0	0	0	0	0	0	0	0
265	711	20	47	15	50	10	22	10	39	5	12
30	368	0	43	0	27	0	0	0	0	0	0
40	134	5	10	5	37	0	0	5	22	20	44
395	319	20	19	5	2	5	5	5	2	5	7
95	96	5	2	5	3	0	0	5	1	0	1
335	3,207	10	44	10	33	5	3	5	40	0	0
325	0	10	0	10	0	5	0	0	0	0	0
0	105	0	0	0	0	0	0	0	0	0	0
85	2,517	0	37	0	17	0	0	0	36	0	0
140	410	0	7	5	12	0	1	0	4	0	0
35	110	0	0	0	4	0	1	0	0	0	0
20	21	0	0	0	0	0	0	0	0	0	0
25	42	0	0	0	0	0	0	0	0	0	0
10,635	14,679	460	572	190	314	1,210	2,150	290	343	160	87
4,515	6,536	230	286	95	151	420	680	130	167	15	12
1,600	1,263	50	32	25	31	310	391	40	24	10	10
495	393	30	25	10	5	10	5	15	16	90	39
540	278	25	10	5	3	55	44	10	4	0	0
140	122	0	2	0	3	5	4	0	0	0	0
710	1,169	25	35	15	28	85	133	10	12	0	0
1,145	464	20	6	15	10	190	113	20	9	10	3
9,755	4,412	445	174	170	82	1,095	617	270	112	40	15
5	9	0	0	0	0	110	159	0	0	5	9
50	940	10	158	0	38	5	41	0	51	0	14
10	24	5	12	0	0	0	0	0	2	0	0
20	269	5	56	0	1	0	8	0	31	0	0
30	636	5	89	0	37	0	33	0	18	0	14
10	11	0	1	0	0	0	0	0	0	0	0
10,500	15,686	360	422	190	296	1,155	1,296	295	304	70	41
1,340	0	75	0	30	0	100	0	50	0	15	0
1,075	5,619	20	231	25	119	75	280	25	119	0	2
3,240	622	100	20	70	13	160	33	85	14	5	1
2,315	1,243	55	17	50	23	180	107	50	28	10	4
7,135	2,668	215	36	140	66	955	362	180	58	45	10
405	73	15	3	10	3	15	3	5	0	0	0
7,155	2,322	210	38	120	32	920	243	175	27	50	12
3,185	672	85	18	45	11	420	127	65	13	25	5
4,885	1,714	140	24	90	25	610	106	125	33	35	4
1,710	120	70	5	25	2	155	11	35	2	15	1
370	335	10	8	0	2	15	13	10	8	0	0
1,025	298	5	1	5	2	40	11	10	3	5	2
45	3	0	0	0	0	910	201	0	0	30	1
45	2	0	0	0	0	905	45	0	0	30	1
0	0	0	0	0	0	115	30	0	0	0	0
0	1	0	0	0	0	125	109	0	0	0	0
0	0	0	0	0	0	5	17	0	0	0	0
585	905	15	23	10	19	10	21	20	23	10	7
570	527	15	13	10	10	10	10	20	14	10	6
15	16	0	0	0	0	0	0	0	0	0	0
45	18	0	0	0	0	0	0	0	0	0	1
270	78	10	1	5	7	5	1	10	3	0	0
160	167	0	5	0	0	5	8	5	3	0	0
145	65	0	2	0	2	5	3	5	1	0	0
60	32	5	1	0	0	0	0	5	2	0	0
1,095	3,786	25	40	25	67	30	43	25	49	10	7
385	1,088	10	27	10	22	5	22	10	15	0	0
170	45	5	1	5	1	5	2	5	1	0	1
400	57	5	1	10	1	5	1	10	1	0	0
755	845	15	4	15	19	15	12	20	17	5	2
290	87	10	3	10	3	10	2	5	2	0	0
90	288	0	0	5	15	0	0	0	6	0	0
70	1,108	0	5	0	0	0	0	0	2	0	0
0	33	0	0	0	0	0	0	0	0	0	0
40	111	0	0	0	0	0	4	0	6	5	5
0	0	0	0	0	0	0	0	0	0	0	0
14,595	50,568	570	1,452	265	958	1,450	3,949	410	960	445	306

Service costs in \$ thousands. Client counts rounded to nearest multiple of five.

District 23	Use Rate (%)	Rank	Total Clients	Total Service Cost (\$000's)	Age 0-17 Clients	Age 0-17 Service Cost (\$000's)	Age 18-64 Clients	Age 18-64 Service Cost (\$000's)	Age Over 64 Clients	Age Over 64 Service Cost (\$000's)
1992 Est. Pop. 108,812										
AASA	0.66	37	720	6,775	0	0	155	1,062	560	5,712
Case Mgt & Assmt	0.17	37	190	9	0	0	70	6	115	3
Chore Services	0.14	35	155	329	0	0	25	85	130	244
Personal Care	0.14	42	145	569	0	0	70	263	80	297
Adult Family Home	0.00	47	5	4	0	0	5	4	0	0
Congregate Care	0.01	44	10	14	0	0	5	8	5	6
Nursing Home	0.39	32	425	5,852	0	0	50	694	375	5,157
APS-Adult Prot	0.03	52	30	5	0	0	10	1	20	3
DASA	0.41	38	450	522	40	67	400	449	5	6
Detoxification	0.11	15	115	130	0	0	110	125	5	5
ADATSA Assessmnt	0.12	35	125	22	0	0	125	22	0	0
Residential Tx	0.10	29	115	243	25	61	90	182	0	0
Outpatient Tx	0.23	42	245	83	25	5	215	77	0	1
Methadone Tx	0.00	34	0	2	0	0	0	2	0	0
ADATSA Stipend	0.10	22	110	42	0	1	110	41	0	0
DCFS	1.66	39	1,810	1,513	1,715	1,459	65	47	0	1
CPS Acc Ref-Chld	1.29	30	1,405	214	1,375	210	5	1	0	0
Family Rec Serv	0.08	40	90	64	85	63	5	1	0	0
First Steps	0.03	49	30	0	5	0	25	0	0	0
Home Services	0.02	33	25	9	15	5	10	4	0	0
Interim Care	0.03	23	30	80	30	77	0	2	0	0
Foster Care	0.19	39	210	602	195	570	15	31	0	0
Group TX Care	0.01	35	10	105	10	105	0	0	0	0
Adoption	0.04	28	50	144	45	143	0	1	0	0
Emp/Tmg CC-Chld	0.14	44	145	135	140	133	5	1	0	1
Therapy CC-Chld	0.10	35	110	159	110	153	5	6	0	0
DDD	0.22	45	245	2,891	110	43	130	2,774	5	73
Case Management	0.21	45	230	0	110	0	120	0	5	0
RHC-Res Hab Ctr	0.01	8	5	676	0	0	5	676	0	0
Comm Residential	0.05	31	50	1,888	0	0	50	1,822	0	66
Emp & Training	0.06	36	65	266	0	6	65	259	0	7
Family Support	0.03	25	35	38	30	36	0	2	0	0
Prof Services	0.01	37	10	21	0	1	5	19	0	0
Supplemental Community	0.01	41	5	1	0	0	5	1	0	0
DIA	7.25	40	7,895	10,356	3,635	5,352	3,975	4,826	280	179
Regular AFDC	3.17	38	3,455	4,911	2,195	3,120	1,255	1,791	0	0
Employable AFDC	1.06	35	1,150	963	615	514	535	449	0	0
IA ChildCare-Chd	0.22	42	235	121	225	118	10	3	0	0
JOBS	0.27	41	295	99	0	0	295	99	0	0
Pregnancy Grant	0.10	33	105	82	10	4	100	78	0	0
GA-U and GA-X	0.43	39	470	674	0	0	470	673	0	1
Aged, Blind, Disbl	0.83	39	900	347	70	19	600	242	230	85
Food Assistance	6.55	39	7,125	3,120	3,435	1,571	3,540	1,456	145	93
Refugee Grant	0.02	39	25	9	10	4	10	5	0	0
DJR	0.03	30	35	475	20	204	15	271	0	0
Parole	0.02	11	15	64	10	20	10	44	0	0
Community Placemt	0.01	22	10	99	5	26	5	72	0	0
DJR Institutions	0.02	24	20	302	15	148	5	155	0	0
DJR Special TX	0.00	53	5	11	5	11	0	0	0	0
MAA	7.27	41	7,915	13,775	3,705	4,732	3,475	8,009	700	1,034
Eligible No Svc	0.65	48	710	0	355	0	290	0	35	0
Hosp Inpatient	0.69	45	650	3,131	80	406	485	2,605	85	120
ER-Output & Physn	1.12	48	1,220	222	450	57	740	162	30	3
Hosp Outpatient	0.72	49	785	349	175	59	500	250	110	40
Physician&Clinic	3.23	47	3,515	1,520	1,270	308	1,815	1,167	430	44
Psych Services	0.16	36	170	41	25	9	140	32	0	0
Prescriptions	4.80	42	5,220	1,596	2,175	151	2,455	931	590	514
Dental Care	1.84	43	2,065	411	830	117	960	260	215	33
Other Medical	4.92	27	5,350	3,352	2,500	1,772	2,460	1,453	390	126
EPSDT	0.70	47	765	51	585	41	180	10	0	0
HMOs	3.04	3	3,305	2,891	2,050	1,811	1,255	1,080	0	0
Medicare Part B	0.68	38	740	213	0	0	205	59	535	154
DORA	0.08	41	85	4	35	2	40	2	10	0
Case Management	0.08	41	85	4	35	2	40	2	10	0
ESL Training	0.00	32	0	0	0	0	0	0	0	0
Employment Ser	0.00	40	0	0	0	0	0	0	0	0
Unaccompanied Minors	0.00	8	0	0	0	0	0	0	0	0
DVR	0.31	39	335	525	0	2	335	523	0	0
Regular Case Mgt	0.30	39	330	299	0	1	330	297	0	0
SE Case Mgt	0.00	43	5	4	0	0	5	4	0	0
Assess Job Skill	0.03	18	30	16	0	0	30	16	0	0
Medical/Psych Tx	0.17	28	185	70	0	0	180	70	0	0
Training & Educ	0.06	43	70	75	0	0	70	75	0	0
Personal Support	0.07	31	75	42	0	0	75	42	0	0
Work Support	0.03	41	30	19	0	0	30	19	0	0
MHD	0.62	43	675	2,281	170	388	425	1,792	75	101
Case Management	0.27	38	295	585	85	125	185	440	25	21
Crisis Services	0.29	21	310	81	65	19	210	55	35	7
CMHC Intake	0.15	46	165	23	75	9	75	12	15	2
Outpatient Tx	0.32	45	345	319	90	82	235	230	20	7
Medication Mgt	0.27	38	290	210	20	3	235	196	35	11
Day Treatment	0.10	37	115	355	15	57	80	254	20	45
State Institutions	0.03	39	35	538	0	0	30	530	5	9
CSTC	0.00	6	5	90	5	90	0	0	0	0
JTA-Comm Hosp	0.07	15	75	24	10	4	60	20	0	0
Adlt Res Tx Fac	0.00	7	0	21	0	0	0	21	0	0
DSHS Agency Total	10.33	41	11,235	39,118	5,325	12,249	4,965	19,756	875	7,106

Service costs in \$ thousands. Client counts rounded to nearest multiple of five.

White (NonHisp.) Clients	White (NonHisp.) Service Cost (\$000's)	Black (NonHisp.) Clients	Black (NonHisp.) Service Cost (\$000's)	Indian (NonHisp.) Clients	Indian (NonHisp.) Service Cost (\$000's)	Asian (NonHisp.) Clients	Asian (NonHisp.) Service Cost (\$000's)	Hispanic Clients	Hispanic Service Cost (\$000's)	Unknown Race Clients	Unknown Race Service Cost (\$000's)
670	6,471	10	56	5	14	10	134	5	17	20	83
175	8	5	0	5	0	0	0	0	0	0	0
135	293	5	3	5	7	5	13	0	0	10	14
130	511	5	21	5	7	5	9	0	8	0	3
5	4	0	0	0	0	0	0	0	0	0	0
10	14	0	0	0	0	0	0	0	0	0	0
415	5,633	0	32	0	0	5	112	0	8	5	66
25	4	0	0	0	0	0	0	0	0	5	0
375	446	15	32	35	33	5	1	15	6	5	4
95	111	5	2	10	15	0	1	0	1	0	0
105	18	10	2	10	1	0	0	0	0	0	0
100	210	5	20	5	7	0	0	0	3	0	3
200	67	10	6	20	7	5	0	10	2	5	1
0	2	0	0	0	0	0	0	0	0	0	0
100	37	5	2	5	2	0	0	0	0	0	0
1,375	1,148	105	108	85	158	75	31	25	29	145	41
1,075	167	75	11	55	8	60	9	15	2	125	17
80	57	0	2	0	0	5	5	0	1	0	0
25	0	5	0	0	0	0	0	0	0	0	0
20	9	5	0	0	0	0	0	0	0	0	0
30	75	0	0	0	2	0	2	0	0	0	0
150	414	15	51	25	108	5	9	5	16	10	4
10	103	0	0	0	0	0	2	0	0	0	0
30	96	5	13	5	25	0	1	0	3	5	7
115	102	10	16	5	6	5	1	5	3	10	6
85	125	10	14	5	8	5	2	0	3	5	7
220	2,335	10	136	5	47	5	6	0	167	0	0
210	0	10	0	5	0	5	0	0	0	0	0
5	564	0	0	0	0	0	0	0	113	0	0
45	1,675	0	117	0	42	0	0	0	54	0	0
60	245	5	10	0	5	0	6	0	0	0	0
30	30	0	8	0	0	0	0	0	0	0	0
10	19	0	2	0	0	0	0	0	0	0	0
5	1	0	0	0	0	0	0	0	0	0	0
6,175	7,958	680	979	410	665	385	501	195	238	45	15
2,670	3,796	360	516	210	305	130	194	80	100	0	0
830	660	100	83	125	128	70	65	25	28	0	0
175	89	30	17	5	2	5	1	5	5	15	7
230	78	40	13	5	2	10	4	10	4	0	0
95	73	5	3	5	2	0	2	0	1	0	0
395	557	25	41	15	23	20	34	10	20	0	0
740	273	40	12	20	8	75	41	20	8	10	5
5,570	2,403	655	293	380	195	325	154	180	72	15	3
10	3	0	0	0	0	15	6	0	0	0	0
25	370	0	16	0	8	5	67	0	1	0	14
10	32	0	9	0	5	0	8	0	0	0	10
5	87	0	0	0	3	0	2	0	1	0	4
15	240	0	6	0	0	0	56	0	0	0	0
5	11	0	0	0	0	0	0	0	0	0	0
6,310	11,104	580	961	415	516	370	659	210	504	30	31
560	0	50	0	55	0	30	0	15	0	0	0
520	2,425	35	173	25	118	35	180	25	223	5	11
990	188	75	13	60	9	50	6	40	5	0	0
630	290	40	13	45	17	35	10	35	18	5	1
2,785	1,184	170	66	245	98	190	98	110	68	20	7
150	36	10	2	5	2	0	0	0	0	0	0
4,235	1,427	340	49	250	29	240	55	140	30	15	6
1,670	344	145	26	60	10	80	22	45	7	5	1
4,255	2,678	420	307	265	128	245	156	145	81	20	2
585	40	35	3	45	3	50	3	40	2	5	0
2,625	2,296	335	304	135	101	130	122	80	68	0	0
670	195	15	4	5	2	30	7	10	3	10	3
10	0	0	0	0	0	70	4	0	0	0	0
10	0	0	0	0	0	70	4	0	0	0	0
0	0	0	0	0	0	0	0	0	0	0	0
0	0	0	0	0	0	0	0	0	0	0	0
0	0	0	0	0	0	0	0	0	0	0	0
285	441	10	17	25	45	5	7	5	10	5	5
280	253	10	10	25	23	5	4	5	6	5	3
5	3	0	1	0	0	0	0	0	0	0	0
30	14	0	1	0	0	0	0	0	0	0	0
150	59	5	2	15	5	5	3	0	0	5	1
60	62	0	1	5	10	0	0	0	2	0	0
65	36	5	2	5	4	0	0	0	0	0	0
25	15	0	1	0	2	0	0	0	1	0	0
590	2,068	20	83	30	37	5	28	15	42	10	3
245	497	15	36	25	25	5	10	5	17	0	1
280	71	10	2	5	2	5	1	10	4	0	0
140	20	5	1	10	1	0	0	5	1	0	0
300	284	15	14	15	13	5	1	10	7	0	1
255	182	15	14	5	3	5	6	5	5	0	1
100	325	5	10	0	9	0	10	0	7	0	0
35	538	0	0	0	0	0	0	0	0	0	0
0	80	0	0	0	10	0	0	0	0	0	0
55	21	10	1	0	0	0	0	5	1	10	1
0	21	0	0	0	0	0	0	0	0	0	0
8,905	32,541	770	2,386	520	1,542	515	1,439	285	1,015	240	195

Source: DSHS ORDA - NADB Client Database

Service costs in \$ thousands. Client counts rounded to nearest multiple of five.

District 24	Use Rate (%)	Rank	Total Clients	Total Service Cost (\$000's)	Age 0-17 Clients	Age 0-17 Service Cost (\$000's)	Age 18-64 Clients	Age 18-64 Service Cost (\$000's)	Age Over 64 Clients	Age Over 64 Service Cost (\$000's)
1992 Est.Pop. 105,732										
AASA	1.49	10	1,570	10,797	5	8	315	1,335	1,240	2,363
Case Mgt & Assmt	0.57	9	605	30	0	0	180	13	420	17
Chore Services	0.43	5	455	829	0	6	90	182	360	641
Personal Care	0.45	11	470	1,577	0	3	150	500	320	1,074
Adult Family Home	0.02	24	20	13	0	0	5	1	20	12
Congregate Care	0.02	36	20	33	0	0	10	11	10	22
Nursing Home	0.65	14	685	8,218	0	0	65	626	620	7,592
APS-Adult Prot	0.05	22	55	6	0	0	10	1	35	4
DASA	0.93	13	980	769	65	80	895	684	15	5
Detoxification	0.10	17	110	123	0	0	110	123	0	0
ADATSA Assessmnt	0.25	15	265	44	0	0	265	44	0	0
Residential Tx	0.18	14	190	297	25	68	165	227	0	3
Outpatient Tx	0.72	9	755	248	45	12	695	234	15	2
Methadone Tx	0.00	34	0	2	0	0	0	2	0	0
ADATSA Stipend	0.07	24	75	55	0	0	75	55	0	0
DCFS	3.21	16	3,390	3,076	2,930	2,985	325	64	5	3
CPS Acc Ref-Child	2.04	10	2,155	318	2,050	305	10	2	0	0
Family Rec Serv	0.14	27	145	107	125	94	5	3	0	0
First Steps	0.26	16	275	0	40	0	230	0	0	0
Home Services	0.09	12	90	38	65	27	25	9	0	0
Interim Care	0.04	17	40	53	40	53	0	0	0	0
Foster Care	0.49	14	520	1,465	460	1,423	45	41	0	0
Group TX Care	0.02	24	20	237	20	235	0	2	0	0
Adoption	0.06	15	65	209	65	209	0	0	0	0
Emp/Trng CC-Child	0.41	18	430	456	415	447	10	6	0	3
Therapy CC-Child	0.24	6	255	193	245	192	5	1	0	0
DDP	0.40	14	420	2,900	175	240	240	2,643	5	16
Case Management	0.39	10	415	0	170	0	235	0	5	0
RHC-Res Hab Ctr	0.00	13	0	0	0	0	0	0	0	0
Comm Residential	0.11	9	120	1,966	0	0	120	1,955	0	11
Emp & Training	0.13	7	140	606	0	0	140	601	0	5
Family Support	0.06	8	60	239	55	233	5	6	0	0
Prof Services	0.02	16	20	15	5	7	15	8	0	0
Supplemental Community	0.05	11	50	63	0	0	50	63	0	0
DIA	16.37	16	17,310	22,590	7,835	11,937	8,840	10,319	615	334
Regular AFDC	6.79	15	7,185	9,983	4,640	6,515	2,545	3,467	0	1
Employable AFDC	3.03	10	3,205	2,684	1,740	1,444	1,465	1,240	0	4
IA ChildCare-Chd	0.66	21	700	417	685	415	10	1	5	1
JOBS	0.67	20	710	286	10	3	700	284	0	0
Pregnancy Grant	0.17	10	185	157	30	23	155	135	0	0
GA-U and GA-X	1.00	11	1,055	1,398	0	0	1,050	1,398	0	0
Aged,Blind,Disbl	1.40	18	1,475	374	105	9	1,045	292	330	73
Food Assistance	15.16	16	16,030	7,251	7,375	3,527	8,195	3,465	455	259
Refugee Grant	0.01	42	10	12	0	0	10	12	0	0
DJR	0.04	21	40	843	25	518	15	325	0	0
Parole	0.02	11	15	75	5	30	10	46	0	0
Community Placmt	0.02	9	15	230	10	170	5	60	0	0
DJR Institutions	0.02	24	20	512	15	296	5	216	0	0
DJR Special TX	0.01	6	10	26	5	22	5	4	0	0
MAA	15.94	16	16,855	23,148	8,155	6,090	7,185	15,038	1,430	2,021
Eligible No Svc	1.84	17	1,945	0	1,055	0	755	0	50	0
Hosp Inpatient	1.49	16	1,570	7,580	285	1,635	1,100	5,761	185	184
ER-Outpt & Physn	4.65	18	4,915	1,035	2,360	368	2,510	663	45	3
Hosp Outpatient	4.36	10	4,605	1,608	1,255	341	2,955	1,158	400	109
Physician&Clinic	10.89	16	11,520	4,337	5,425	1,262	5,235	2,988	860	87
Psych Services	0.19	31	200	47	40	19	150	28	10	0
Prescriptions	10.82	16	11,440	3,361	4,950	448	5,255	1,935	1,240	979
Dental Care	4.68	15	4,950	1,021	2,480	372	2,205	606	265	44
Other Medical	7.54	15	7,965	2,763	2,900	995	4,355	1,470	715	299
EPSTD	2.22	21	2,350	140	1,980	122	370	18	0	0
HMCs	0.91	6	965	818	620	527	340	291	0	0
Medicare Part B	1.43	16	1,515	436	0	0	415	121	1,095	315
DORA	0.07	43	80	3	35	1	40	1	5	0
Case Management	0.07	43	80	3	35	1	40	1	5	0
ESL Training	0.00	32	0	0	0	0	0	0	0	0
Employment Ser	0.00	40	0	0	0	0	0	0	0	0
Unaccompanied Minors	0.00	8	0	0	0	0	0	0	0	0
DVR	0.46	20	420	687	0	1	485	678	5	8
Regular Case Mgt	0.45	20	475	423	0	0	470	416	5	7
SE Case Mgt	0.02	7	15	14	0	0	15	14	0	0
Assess Job Skill	0.04	12	40	22	0	0	40	22	0	0
Medical/Psych Tx	0.20	20	215	58	0	0	210	57	0	0
Training & Educ	0.09	25	95	91	0	0	95	91	0	0
Personal Support	0.09	21	95	35	0	0	95	35	0	0
Work Support	0.07	17	70	40	0	0	70	40	0	0
MHD	2.33	7	2,460	5,480	730	1,460	1,470	3,510	260	501
Case Management	0.89	6	940	1,323	360	394	430	771	150	156
Crisis Services	0.76	7	800	169	155	25	575	127	70	17
CMHC Intake	1.15	3	1,215	150	435	54	680	82	95	14
Outpatient Tx	1.49	5	1,580	1,141	490	366	995	723	90	53
Medication Mgt	0.43	16	455	105	50	6	350	88	55	11
Day Treatment	0.30	9	320	1,132	105	501	195	569	20	62
State Institutions	0.06	26	60	1,267	0	0	55	1,082	5	185
CSFC	0.00	6	0	108	0	108	0	0	0	0
ITA-Comm Hosp	0.07	15	70	58	10	6	55	49	10	3
Adlt Res Tx Fac	0.00	7	0	0	0	0	0	0	0	0
DSHS Agency Total	22.55	16	23,845	70,292	10,770	23,320	10,875	34,606	1,955	12,251

Service costs in \$ thousands. Client counts rounded to nearest multiple of five.

White (NonHisp.) Clients	White (NonHisp.) Service Cost (\$000's)	Black (NonHisp.) Clients	Black (NonHisp.) Service Cost (\$000's)	Indian (NonHisp.) Clients	Indian (NonHisp.) Service Cost (\$000's)	Asian (NonHisp.) Clients	Asian (NonHisp.) Service Cost (\$000's)	Hispanic Clients	Hispanic Service Cost (\$000's)	Unknown Race Clients	Unknown Race Service Cost (\$000's)
1,470	10,322	5	52	85	270	5	9	5	24	5	29
545	27	0	0	55	3	0	0	0	0	0	0
405	750	0	2	45	72	0	5	0	0	0	0
435	1,491	0	4	30	75	0	4	0	3	0	0
20	12	0	0	0	0	0	0	0	0	0	0
20	33	0	0	0	0	0	0	0	0	0	0
670	8,001	0	46	10	120	0	0	0	21	5	29
50	6	0	0	0	0	0	0	0	0	0	0
835	654	5	8	125	96	0	2	15	8	0	0
90	162	0	0	15	20	0	0	0	1	0	0
205	35	5	1	55	8	0	1	5	1	0	0
155	241	5	7	30	46	0	1	0	2	0	0
665	223	0	0	75	19	0	1	15	4	0	0
0	2	0	0	0	0	0	0	0	0	0	0
65	51	0	1	5	3	0	0	0	1	0	0
2,440	2,260	25	52	365	581	20	5	30	47	515	130
1,425	218	15	2	210	34	20	2	10	1	470	59
130	97	0	0	5	3	0	0	0	1	10	5
250	0	0	0	20	0	0	0	5	0	0	0
75	35	0	0	15	3	0	0	0	0	0	0
35	48	0	0	5	4	0	0	0	0	0	0
360	968	10	23	125	395	0	0	10	38	10	41
15	177	0	0	5	60	0	0	0	0	0	0
40	161	5	21	0	6	0	0	0	0	20	21
360	386	5	4	60	56	0	2	5	4	5	3
215	169	5	2	30	21	0	0	0	2	0	0
380	2,767	5	11	25	83	5	25	5	13	5	0
375	0	5	0	25	0	5	0	5	0	5	0
0	0	0	0	0	0	0	0	0	0	0	0
115	1,879	0	11	5	52	0	24	0	0	0	0
135	595	0	0	5	12	0	0	0	0	0	0
50	206	0	0	10	20	0	0	0	13	0	0
20	15	0	0	0	0	0	0	0	0	0	0
50	62	0	0	0	0	0	1	0	0	0	0
15,160	19,638	70	98	1,680	2,380	130	146	235	316	35	11
6,125	8,505	30	43	875	1,244	60	60	95	132	0	0
2,740	2,270	10	15	360	312	30	24	60	63	0	0
650	391	5	1	25	17	0	0	0	0	15	9
655	266	5	2	45	16	0	0	5	3	0	0
165	146	0	0	15	9	0	0	0	2	0	0
975	1,322	5	6	50	49	5	1	20	21	0	0
1,315	531	10	1	115	31	20	10	10	1	5	1
14,085	6,371	60	29	1,530	701	120	51	230	97	5	1
10	12	0	0	0	0	0	0	0	0	0	0
35	677	0	24	5	47	0	0	0	85	0	0
15	70	0	0	0	5	0	0	0	0	0	0
10	189	0	1	5	36	0	0	0	4	0	0
15	395	0	33	0	6	0	0	0	79	0	0
5	23	0	0	0	0	0	0	0	2	0	0
14,770	20,383	65	66	1,555	2,287	115	76	290	279	55	56
1,660	0	10	0	185	0	20	0	65	0	5	0
1,365	6,477	5	17	165	984	5	10	30	73	0	19
4,250	887	20	5	525	121	15	2	95	17	10	2
4,120	1,377	20	4	360	158	25	5	80	63	10	1
9,985	3,568	35	11	1,215	662	75	19	165	61	40	15
185	41	0	0	15	6	0	0	0	0	0	0
10,320	3,175	35	9	815	139	80	14	170	20	25	4
4,555	942	15	5	265	54	45	11	55	9	15	1
7,245	2,579	30	8	530	132	45	10	105	24	15	11
2,065	124	10	1	200	11	10	1	55	3	10	1
940	797	5	5	10	7	0	3	5	6	0	0
1,445	417	0	1	50	15	10	2	0	0	5	2
40	1	0	0	0	0	35	1	0	0	0	0
40	1	0	0	0	0	35	1	0	0	0	0
0	0	0	0	0	0	0	0	0	0	0	0
0	0	0	0	0	0	0	0	0	0	0	0
0	0	0	0	0	0	0	0	0	0	0	0
460	660	0	1	20	13	0	2	5	7	5	3
445	406	0	1	15	8	0	2	5	5	5	1
15	13	0	0	0	1	0	0	0	0	0	0
35	21	0	0	0	1	0	0	0	1	0	0
200	54	0	0	5	1	0	0	5	1	0	1
90	89	0	0	0	1	0	0	0	1	0	0
90	35	0	0	5	0	0	0	0	0	0	0
65	38	0	1	5	1	0	0	0	0	0	0
2,255	5,116	20	32	130	234	20	26	35	55	5	6
850	1,149	10	14	65	127	5	12	10	18	0	3
750	158	5	1	30	6	10	3	10	2	0	0
1,110	196	10	1	65	9	10	1	20	2	0	0
1,460	1,071	10	7	70	43	10	7	20	11	5	2
430	101	5	0	15	3	5	1	5	1	0	0
290	1,050	5	18	15	40	5	3	10	21	0	0
60	1,262	0	0	0	5	0	0	0	0	0	0
0	108	0	0	0	0	0	0	0	0	0	0
65	54	0	0	5	2	0	0	0	1	0	1
0	0	0	0	0	0	0	0	0	0	0	0
20,495	62,478	100	365	2,095	3,992	165	295	390	637	595	235

Service costs in \$ thousands. Client counts rounded to nearest multiple of five.

District 25	Use Rate (%)	Rank	Total Clients	Total Service Cost (\$000's)	Age 0-17 Clients	Age 0-17 Service Cost (\$000's)	Age 18-64 Clients	Age 18-64 Service Cost (\$000's)	Age Over 64 Clients	Age Over 64 Service Cost (\$000's)
1992 Est. Pop. 104,652										
AASA	0.91	28	955	8,268	0	2	245	1,469	695	6,794
Case Mgt & Assmt	0.24	30	255	23	0	0	110	15	140	8
Chore Services	0.15	31	155	328	0	2	45	159	110	167
Personal Care	0.28	27	290	1,213	0	0	105	427	185	786
Adult Family Home	0.03	17	30	6	0	0	25	5	5	1
Congregate Care	0.06	15	60	88	0	0	20	26	40	62
Nursing Home	0.45	30	470	6,541	0	0	60	821	410	5,719
APS-Adult Prot	0.05	22	55	9	0	0	10	2	35	6
DASA	0.38	40	400	311	89	102	320	208	0	1
Detoxification	0.05	35	55	42	0	0	55	41	0	0
ADATSA Assessmnt	0.10	40	100	17	0	0	100	17	0	0
Residential Tx	0.04	42	40	97	15	70	25	27	0	0
Outpatient Tx	0.31	35	320	140	65	32	255	107	0	1
Methadone Tx	0.01	16	15	14	0	0	15	14	0	0
ADATSA Stipend	0.01	40	10	2	0	0	10	2	0	0
DCFS	1.95	34	2,045	2,010	1,830	1,949	175	54	0	0
CPS Acc Ref-Chld	1.27	33	1,325	196	1,285	191	10	1	0	0
Family Rec Serv	0.20	13	205	196	200	194	0	1	0	0
First Steps	0.17	39	180	0	30	0	150	0	0	0
Home Services	0.01	38	5	1	5	0	5	1	0	0
Interim Care	0.06	12	60	170	60	170	0	0	0	0
Foster Care	0.26	33	275	909	265	867	10	42	0	0
Group TX Care	0.01	35	5	70	5	70	0	0	0	0
Adoption	0.05	21	50	119	50	116	0	3	0	0
Emp/Trng CC-Chld	0.19	36	200	242	200	242	0	0	0	0
Therapy CC-Chld	0.08	43	80	106	80	99	0	7	0	0
DIDD	0.37	20	385	2,660	150	154	230	2,480	10	27
Case Management	0.36	16	380	0	140	0	230	0	10	0
RHC-Res Hab Ctr	0.00	13	0	2	0	0	0	2	0	0
Comm Residential	0.06	27	60	1,626	0	0	60	1,605	0	21
Emp & Training	0.10	18	110	488	0	0	105	482	0	5
Family Support	0.05	11	50	132	40	110	15	22	0	0
Prof Services	0.02	16	25	73	5	43	15	29	0	0
Supplemental Community	0.03	22	30	298	0	0	30	298	0	0
DIA	8.89	33	9,300	12,406	4,349	6,639	4,585	5,546	375	222
Regular AFDC	4.07	32	4,260	6,166	2,730	3,981	1,525	2,185	0	0
Employable AFDC	1.05	37	1,100	900	570	468	525	432	0	0
IA ChildCare-Chd	0.42	33	435	342	425	341	10	1	0	0
JOBS	0.37	37	390	184	10	2	380	181	0	0
Pregnancy Grant	0.08	36	85	69	15	14	75	55	0	0
GA-U and GA-X	0.50	33	530	677	0	0	525	675	5	2
Aged, Blind, Disabl	1.09	33	1,140	462	85	25	805	335	250	102
Food Assistance	7.73	35	8,090	3,556	3,940	1,806	3,935	1,633	215	117
Refugee Grant	0.03	30	30	36	5	2	20	35	0	0
DJR	0.02	41	20	238	15	201	5	36	0	0
Parole	0.01	26	10	20	5	13	5	7	0	0
Community Placemt	0.00	41	5	36	5	14	0	22	0	0
DJR Institutions	0.01	41	10	179	10	171	0	8	0	0
DJR Special TX	0.00	33	0	4	0	4	0	0	0	0
MAA	9.27	33	9,705	14,034	4,560	3,549	4,160	9,149	920	1,336
Eligible No Svc	1.23	30	1,290	0	745	0	445	0	40	0
Hosp Inpatient	1.02	30	1,065	4,913	185	1,268	735	3,488	145	158
ER, Outpt & Physn	3.17	29	3,320	764	1,615	267	1,630	496	75	2
Hosp Outpatient	2.28	31	2,385	952	630	202	1,505	685	250	65
Physician & Clinic	6.56	31	6,860	2,650	3,090	807	3,145	1,798	630	46
Psych Services	0.33	12	350	83	45	16	230	62	70	5
Prescriptions	6.56	31	6,865	2,163	2,955	262	3,115	1,280	795	621
Dental Care	2.72	30	2,845	558	1,345	179	1,325	324	175	55
Other Medical	3.96	35	4,145	1,465	1,185	399	2,445	890	510	176
EPSDT	1.74	28	1,815	130	1,530	114	285	16	0	0
HMOs	0.06	34	65	49	45	35	20	14	0	0
Medicare Part B	0.99	28	1,040	305	0	0	325	96	715	208
DORA	0.09	40	95	43	35	21	55	22	5	0
Case Management	0.09	40	90	4	30	1	55	2	5	0
ESL Training	0.00	32	5	1	0	0	5	1	0	0
Employment Ser	0.01	36	10	9	0	0	10	9	0	0
Unaccompanied Minors	0.00	8	5	29	0	20	0	10	0	0
DVR	0.32	38	330	331	0	2	330	323	5	6
Regular Case Mgt	0.31	36	325	329	0	1	320	324	5	4
SE Case Mgt	0.01	21	5	5	0	0	5	5	0	0
Assess Job Skill	0.02	30	25	12	0	0	25	12	0	0
Medical/Psych Tx	0.14	38	145	59	0	1	140	58	0	1
Training & Educ	0.07	39	75	59	0	0	70	59	0	0
Personal Support	0.08	24	85	48	0	0	80	47	0	1
Work Support	0.03	41	30	18	0	0	30	17	0	0
MHD	1.48	18	1,545	5,617	470	762	870	4,164	200	679
Case Management	0.44	23	460	1,586	120	153	205	1,303	130	109
Crisis Services	0.25	26	255	60	45	19	200	41	10	1
CMHC Intake	0.59	17	615	82	220	25	340	38	60	19
Outpatient Tx	1.16	11	1,215	1,068	430	404	650	578	135	83
Medication Mgt	0.57	9	600	203	40	5	390	156	165	35
Day Treatment	0.19	24	200	389	30	105	160	275	5	9
State Institutions	0.06	26	65	1,904	0	4	55	1,494	10	406
CSTC	0.00	6	0	41	0	41	0	0	0	0
ITA-Comm Hosp	0.04	30	40	31	5	6	35	45	5	0
Adlt Res Tx Fac	0.01	4	10	127	0	0	10	127	0	0
DSHS Agency Total	12.88	34	13,480	46,119	6,395	13,381	5,860	23,652	1,110	9,066

Service costs in \$ thousands. Client counts rounded to nearest multiple of five.

White (NonHisp.) Clients	White (NonHisp.) Service Cost (\$000's)	Black (NonHisp.) Clients	Black (NonHisp.) Service Cost (\$000's)	Indian (NonHisp.) Clients	Indian (NonHisp.) Service Cost (\$000's)	Asian (NonHisp.) Clients	Asian (NonHisp.) Service Cost (\$000's)	Hispanic Clients	Hispanic Service Cost (\$000's)	Unknown Race Clients	Unknown Race Service Cost (\$000's)
915	8,151	15	48	5	14	5	31	5	10	10	14
240	22	5	1	0	0	5	0	0	0	0	1
150	309	5	15	0	2	0	0	0	0	0	2
275	1,362	5	18	0	9	5	9	0	5	0	10
30	6	0	0	0	0	0	0	0	0	0	0
60	88	0	0	0	0	0	0	0	0	0	0
465	6,499	0	12	0	2	0	22	0	5	0	0
45	8	0	0	0	0	0	0	0	0	10	1
355	270	10	5	25	28	0	0	10	8	0	0
50	37	0	0	5	5	0	0	0	0	0	0
90	16	5	0	5	1	0	0	0	0	0	0
35	82	0	1	5	14	0	0	0	0	0	0
280	122	10	4	20	7	0	0	15	6	0	0
10	12	0	0	0	1	0	0	0	2	0	0
5	1	0	0	0	0	0	0	0	0	0	0
1,700	1,472	85	155	50	175	20	45	30	32	165	131
1,150	173	25	4	20	3	10	1	15	2	105	13
175	164	30	10	5	4	0	1	5	15	0	2
175	0	0	0	0	0	0	0	5	0	0	0
5	1	0	0	0	0	0	0	0	0	0	0
50	141	5	11	0	2	0	2	0	2	5	11
205	663	30	84	30	117	5	14	5	7	5	23
5	29	0	0	0	17	0	24	0	0	0	0
25	63	5	14	5	18	0	0	0	0	15	23
130	153	25	25	5	5	0	0	5	2	35	57
70	84	5	7	5	9	0	3	0	3	0	1
350	2,553	10	41	10	1	5	29	5	8	5	31
345	0	10	0	10	0	5	0	5	0	0	0
0	2	0	0	0	0	0	0	0	0	0	0
60	1,594	0	32	0	0	0	0	0	0	0	0
105	482	0	5	0	0	0	0	0	0	0	0
45	108	0	2	0	1	0	10	0	8	0	3
20	69	0	1	0	0	0	0	0	0	0	3
25	255	0	0	0	0	0	18	0	0	0	24
8,585	11,429	140	205	160	281	155	239	130	166	130	88
3,940	5,671	75	109	110	181	65	110	65	90	0	5
1,060	873	10	10	5	5	5	4	15	8	0	0
325	257	5	5	5	5	0	0	0	4	105	72
370	180	5	1	10	2	0	0	5	1	0	0
80	64	0	1	5	3	0	1	0	1	0	0
480	626	10	13	15	11	20	23	5	5	0	0
1,045	418	20	11	5	7	45	15	10	4	10	7
7,600	3,322	125	57	135	67	110	54	115	52	5	3
10	5	0	0	0	0	20	32	0	0	0	0
20	228	0	6	0	0	0	0	0	4	0	0
10	20	0	0	0	0	0	0	0	0	0	0
5	36	0	0	0	0	0	0	0	0	0	0
10	168	0	6	0	0	0	0	0	4	0	0
0	4	0	0	0	0	0	0	0	0	0	0
8,930	13,186	150	200	185	172	160	149	220	289	50	38
1,185	0	25	0	20	0	20	0	35	0	5	0
990	4,654	10	83	20	41	10	20	35	108	0	8
3,075	710	55	12	65	14	30	5	85	20	10	3
2,210	883	45	12	40	17	35	5	50	27	10	6
6,305	2,449	110	32	135	56	115	36	160	69	35	7
335	81	5	1	5	0	5	1	0	0	0	0
6,385	2,057	105	25	100	13	110	44	140	19	25	6
2,625	517	45	8	50	8	65	14	50	9	15	3
3,855	1,374	60	19	75	20	60	19	80	29	15	3
1,655	118	35	3	25	2	25	2	65	4	15	1
60	46	0	2	0	0	0	0	0	1	0	0
1,005	296	10	3	5	1	10	2	5	1	5	1
25	1	0	0	0	0	70	42	0	0	0	0
25	1	0	0	0	0	65	3	0	0	0	0
0	0	0	0	0	0	0	1	0	0	0	0
0	0	0	0	0	0	10	9	0	0	0	0
0	0	0	0	0	0	5	29	0	0	0	0
315	513	0	0	5	5	5	3	5	9	0	0
310	318	0	0	5	4	5	2	5	5	0	0
5	5	0	0	0	0	0	0	0	0	0	0
20	11	0	0	0	0	0	1	0	0	0	0
140	58	0	0	0	0	0	1	0	0	0	0
70	59	0	0	0	1	0	0	0	0	0	0
80	45	0	0	0	0	0	0	0	3	0	0
30	17	0	0	0	0	0	0	0	0	0	0
1,415	5,331	30	62	30	50	30	112	25	40	10	22
410	1,456	20	22	10	18	10	34	5	17	5	18
240	55	5	2	5	0	0	0	5	3	0	0
565	76	15	2	10	1	10	1	15	2	0	0
1,100	982	25	18	30	26	30	20	25	18	10	4
570	193	10	3	5	2	15	4	0	0	0	0
185	376	5	5	5	5	5	5	0	1	0	0
65	1,881	0	0	0	0	0	23	0	0	0	0
0	41	0	0	0	0	0	0	0	0	0	0
35	46	5	3	0	0	0	0	0	0	0	0
10	109	0	0	0	0	0	18	0	0	0	0
12,115	43,131	260	721	260	725	210	651	285	566	350	324

Source: DSHS ORDA - NADB Client Database

Service costs in \$ thousands. Client counts rounded to nearest multiple of five.

District 26	Use Rate (%)	Rank	Total Clients	Total Service Cost (\$000's)	Age 0-17 Clients	Age 0-17 Service Cost (\$000's)	Age 18-64 Clients	Age 18-64 Service Cost (\$000's)	Age Over 64 Clients	Age Over 64 Service Cost (\$000's)
1992 Est. Pop. 106,010										
AASA	0.88	31	940	9,968	5	3	210	1,716	720	8,249
Case Mgt & Assmt	0.26	29	275	30	0	0	85	9	185	10
Chore Services	0.16	29	170	387	0	3	40	165	125	221
Personal Care	0.25	29	265	1,046	0	0	105	430	160	616
Adult Family Home	0.02	24	25	30	0	0	15	24	10	6
Congregate Care	0.06	15	60	108	0	0	15	29	45	79
Nursing Home	0.48	23	505	8,363	0	0	60	1,055	445	7,308
APS-Adult Prot	0.03	32	35	6	0	0	10	1	20	4
DASA	0.68	21	720	679	170	145	545	528	10	6
Detoxification	0.10	17	105	83	0	0	105	81	5	4
ADATSA Assessmnt	0.13	32	140	25	0	0	135	24	0	0
Residential Tx	0.18	14	195	388	25	123	170	264	0	1
Outpatient Tx	0.45	21	475	141	150	21	320	119	5	1
Methadone Tx	0.01	16	15	9	0	0	15	9	0	0
ADATSA Stipend	0.15	13	155	31	0	0	155	31	0	0
DCFS	2.32	29	2,460	2,859	2,315	2,736	115	119	0	1
CPS Acc Ref-Child	1.57	21	1,660	254	1,630	250	5	1	0	0
Family Rec Serv	0.15	22	160	113	155	112	0	0	0	0
First Steps	0.05	46	55	0	10	0	40	0	0	0
Home Services	0.05	25	50	22	30	11	20	11	0	0
Interim Care	0.07	8	70	187	70	184	0	2	0	0
Foster Care	0.39	21	410	1,381	375	1,289	35	91	0	0
Group TX Care	0.02	24	20	205	20	205	0	0	0	0
Adoption	0.07	10	80	253	75	243	5	10	0	0
Emp/Tmg CC-Child	0.25	29	270	248	260	245	10	3	0	0
Therapy CC-Child	0.16	21	175	197	170	196	0	1	0	0
DDD	0.40	14	420	4,407	170	806	240	3,367	5	234
Case Management	0.37	14	395	0	160	0	230	0	5	0
RHC-Res Hab Ctr	0.01	8	15	1,679	5	676	10	1,003	0	0
Comm Residential	0.07	23	70	1,908	0	0	65	1,700	5	208
Emp & Training	0.12	11	135	515	0	0	125	489	10	26
Family Support	0.05	11	55	184	45	108	10	76	0	0
Prof Services	0.01	37	5	22	5	22	0	1	0	0
Supplemental Community	0.01	41	10	100	0	0	10	100	0	0
DIA	10.06	31	10,660	14,907	5,045	7,993	5,265	6,730	330	184
Regular AFDC	4.68	29	4,965	7,315	3,185	4,693	1,780	2,622	0	0
Employable AFDC	1.48	27	1,575	1,393	855	750	720	643	0	0
IA ChildCare-Chd	0.38	34	405	244	395	237	10	8	0	0
JOBS	0.44	32	460	182	5	2	455	180	0	0
Pregnancy Grant	0.11	28	110	85	10	11	100	74	0	0
GA-U and GA-X	0.54	30	570	804	0	1	565	803	0	1
Aged,Blind,Disbl	1.12	31	1,190	457	110	33	825	328	250	95
Food Assistance	8.98	31	9,525	4,355	4,685	2,264	4,655	2,003	160	87
Refugee Grant	0.03	30	25	26	5	1	25	25	0	0
DJR	0.04	21	45	928	30	612	15	326	0	0
Parole	0.02	11	20	84	10	56	10	27	0	0
Community Placmt	0.01	22	15	169	10	108	5	61	0	0
DJR Institutions	0.03	12	30	682	25	445	10	237	0	0
DJR Special TX	0.00	33	5	4	5	3	0	1	0	0
MAA	10.08	30	10,690	16,847	5,115	6,259	4,620	9,235	890	1,352
Eligible No Svc	1.00	39	1,060	0	520	0	435	0	40	0
Hosp Inpatient	0.79	40	835	3,459	125	865	580	2,436	130	158
ER-Output & Physn	1.73	41	1,835	369	750	121	1,035	245	55	3
Hosp Outpatient	1.44	43	1,520	697	405	152	965	501	150	44
Physician&Clinic	5.08	41	5,390	2,081	2,195	553	2,635	1,481	560	48
Psych Services	0.21	28	220	54	40	14	165	39	15	1
Prescriptions	6.68	30	7,085	2,123	3,040	238	3,270	1,211	775	673
Dental Care	2.92	29	3,095	695	1,380	199	1,435	424	280	72
Other Medical	6.12	18	6,485	3,828	2,875	2,017	3,090	1,663	520	149
EPSDT	1.23	39	1,300	91	1,065	78	235	13	0	0
HMCs	3.28	2	3,480	3,162	2,180	2,023	1,300	1,140	0	0
Medicare Part B	0.91	31	970	288	0	0	275	82	695	206
DORA	0.10	38	100	12	25	1	70	11	5	0
Case Management	0.10	38	100	4	25	1	70	3	5	0
ESL Training	0.01	26	10	2	0	0	10	2	0	0
Employment Ser	0.01	36	10	6	0	0	10	6	0	0
Unaccompanied Minors	0.00	8	0	0	0	0	0	0	0	0
DVR	0.38	28	405	643	0	1	400	642	0	0
Regular Case Mgt	0.37	27	395	357	0	1	395	356	0	0
SE Case Mgt	0.01	21	10	6	0	0	10	6	0	0
Assess Job Skill	0.02	30	25	11	0	0	25	11	0	0
Medical/Psych Tx	0.20	20	205	76	0	0	205	76	0	0
Training & Educ	0.09	25	95	108	0	0	95	108	0	0
Personal Support	0.09	21	90	65	0	0	90	65	0	0
Work Support	0.03	41	30	19	0	0	30	19	0	0
MIID	0.77	40	820	2,992	235	741	470	1,900	115	261
Case Management	0.34	36	360	607	125	183	180	362	55	61
Crisis Services	0.36	17	375	104	75	36	260	59	40	8
CNHC Intake	0.22	42	235	37	110	17	95	15	25	6
Outpatient Tx	0.41	44	430	384	155	165	245	204	30	16
Medication Mgt	0.29	35	310	181	25	3	240	167	50	12
Day Treatment	0.15	29	160	686	25	222	110	378	25	86
State Institutions	0.04	35	40	674	5	19	35	583	5	72
CSTIC	0.00	6	0	40	0	40	0	0	0	0
ITA-Corrm Hosp	0.06	21	65	98	5	56	60	42	5	1
Adlt Res Tx Fac	0.00	7	0	24	0	0	0	24	0	0
DSHS Agency Total	14.21	32	15,060	54,164	7,270	19,297	6,580	24,574	1,095	10,287

Service costs in \$ thousands. Client counts rounded to nearest multiple of five.

White (NonHisp.) Clients	White (NonHisp.) Service Cost (\$000's)	Black (NonHisp.) Clients	Black (NonHisp.) Service Cost (\$000's)	Indian (NonHisp.) Clients	Indian (NonHisp.) Service Cost (\$000's)	Asian (NonHisp.) Clients	Asian (NonHisp.) Service Cost (\$000's)	Hispanic Clients	Hispanic Service Cost (\$000's)	Unknown Race Clients	Unknown Race Service Cost (\$000's)
895	9,652	15	170	0	0	15	104	0	0	10	43
255	19	5	0	0	0	5	0	0	0	5	0
160	362	5	11	0	0	5	12	0	0	5	3
245	918	10	37	0	0	10	78	0	0	0	13
25	30	0	0	0	0	0	0	0	0	0	0
60	108	0	0	0	0	0	0	0	0	0	0
500	8,202	5	121	0	0	0	14	0	0	0	6
30	5	0	0	0	0	0	0	0	0	0	26
635	612	35	33	25	21	10	3	10	6	0	3
100	78	0	4	5	2	0	1	0	0	0	0
120	21	15	3	5	1	0	0	0	0	0	0
175	359	10	14	5	6	0	2	5	4	0	3
420	119	25	11	20	9	5	1	5	1	0	0
10	5	0	0	0	3	0	0	0	0	0	0
135	28	15	2	5	0	0	0	5	0	0	0
1,925	2,137	150	309	65	162	50	35	45	145	155	72
1,390	215	75	10	25	5	40	6	20	3	110	15
135	97	10	6	0	1	0	1	5	6	5	2
50	0	5	0	0	0	0	0	0	0	0	0
45	19	5	2	0	0	0	0	0	0	0	0
60	144	5	13	0	2	0	2	5	14	0	11
320	997	45	170	20	100	5	21	15	78	5	16
15	125	0	43	0	13	0	0	5	24	0	0
55	207	5	20	0	4	0	0	5	6	15	16
200	187	35	31	10	9	0	4	10	9	15	9
125	143	15	15	20	29	5	1	5	5	5	4
385	4,033	15	141	5	0	10	225	5	5	0	2
365	0	15	0	5	0	5	0	5	0	0	0
15	1,453	0	0	0	0	0	225	0	0	0	0
65	1,789	5	119	0	0	0	0	0	0	0	0
130	497	5	13	0	0	0	0	0	0	0	0
45	175	5	7	0	0	0	0	0	3	0	0
5	22	0	0	0	0	0	0	0	1	0	1
5	97	0	2	0	0	0	0	0	0	0	0
9,245	13,053	635	887	145	249	340	420	195	264	95	35
4,310	6,384	320	462	85	137	135	186	105	146	0	0
1,395	1,236	75	81	20	16	45	35	35	24	0	0
300	196	30	14	5	2	10	5	5	4	55	24
405	161	30	12	5	3	10	4	10	3	0	0
105	80	5	3	0	0	5	2	0	0	0	0
515	739	25	24	5	16	10	16	10	10	0	0
1,065	395	35	14	10	5	50	32	10	3	15	6
8,295	3,813	605	275	135	68	290	122	180	73	25	5
10	9	0	0	0	0	15	18	0	0	0	0
35	642	5	183	0	30	0	39	5	44	0	0
15	55	0	2	0	0	0	8	5	19	0	0
10	162	0	7	0	0	0	0	0	0	0	0
20	423	5	174	0	30	0	32	5	24	0	0
5	3	0	0	0	0	0	0	0	1	0	0
9,455	14,915	540	925	145	215	320	419	200	338	35	34
930	0	55	0	5	0	35	0	30	0	5	0
740	2,958	45	208	10	42	20	76	15	156	5	19
1,610	394	115	21	30	5	35	4	35	5	5	0
1,370	633	60	24	20	5	35	26	35	9	5	0
4,830	1,858	225	91	75	38	135	46	105	43	20	6
205	46	10	2	5	2	0	0	0	4	0	1
6,365	1,981	325	58	85	14	170	50	130	15	15	5
2,800	633	140	27	40	9	70	19	40	6	5	1
5,740	3,377	365	255	95	51	170	93	100	52	15	1
1,135	79	85	7	15	1	30	2	30	2	5	0
3,015	2,745	245	227	50	50	110	95	60	45	0	0
915	271	20	6	0	0	25	8	0	1	5	1
25	7	0	0	0	0	75	6	0	0	0	0
30	1	0	0	0	0	75	3	0	0	0	0
10	2	0	0	0	0	0	0	0	0	0	0
5	3	0	0	0	0	5	3	0	0	0	0
0	0	0	0	0	0	0	0	0	0	0	0
360	585	15	31	5	5	5	9	5	3	10	9
355	323	15	15	5	3	5	5	5	2	10	8
10	6	0	0	0	0	0	0	0	0	0	0
25	11	0	1	0	0	0	0	0	0	0	0
190	70	5	2	5	2	5	2	0	0	0	0
85	95	5	11	0	0	0	1	0	0	0	1
85	62	5	1	0	0	0	1	0	1	0	0
25	18	0	1	0	0	0	0	0	0	0	0
735	2,655	30	129	25	53	10	4	15	41	5	19
320	534	20	38	10	16	0	1	10	15	0	3
335	97	15	3	15	2	0	0	10	2	0	0
210	32	10	2	5	1	0	0	5	3	0	0
390	339	20	19	10	9	5	1	10	14	0	2
290	172	10	6	5	2	0	1	5	0	0	0
140	590	5	52	5	23	5	1	0	7	0	13
35	667	0	7	0	0	0	0	0	0	0	0
0	40	0	0	0	0	0	0	0	0	0	0
55	94	5	3	0	0	0	0	0	0	0	0
0	24	0	0	0	0	0	0	0	0	0	0
13,010	48,291	860	2,809	245	735	445	1,265	270	847	290	216

Service costs in \$ thousands. Client counts rounded to nearest multiple of five.

District 27	Use Rate (%)	Rank	Total Clients	Total Service Cost (\$000's)	Age 0-17 Clients	Age 0-17 Service Cost (\$000's)	Age 18-64 Clients	Age 18-64 Service Cost (\$000's)	Age Over 64 Clients	Age Over 64 Service Cost (\$000's)
1992 Est. Pop. 104,982										
AASA	2.29	3	2,405	18,446	5	10	795	3,556	1,565	14,875
Case Mgt & Assmt	0.76	2	795	89	5	0	420	62	365	27
Chore Services	0.41	8	435	1,024	5	3	115	393	315	628
Personal Care	0.66	3	690	2,675	0	2	285	1,010	405	1,663
Adult Family Home	0.06	5	60	28	0	0	55	25	5	3
Congregate Care	0.27	1	285	425	0	5	190	237	95	183
Nursing Home	0.90	5	945	14,133	0	0	130	1,812	815	12,321
APS-Adult Prot	0.12	4	130	19	0	0	35	5	65	10
DASA	1.75	4	1,835	1,828	185	93	1,640	1,729	10	6
Detoxification	0.44	4	465	401	0	0	455	395	5	6
ADATSA Assessmnt	0.59	5	620	110	5	1	615	110	0	0
Residential Tx	0.28	5	295	468	20	54	280	414	0	0
Outpatient Tx	1.12	3	1,170	537	175	37	995	500	5	1
Methadone Tx	0.10	3	105	110	0	0	105	110	0	0
ADATSA Stipend	0.27	5	285	200	0	0	285	200	0	0
DCFS	4.18	7	4,390	5,679	4,005	5,481	285	174	5	2
CPS Acc Ref-Child	2.55	4	2,680	421	2,630	413	5	1	0	0
Family Rec Serv	0.31	3	325	405	315	402	5	2	0	0
First Steps	0.17	30	180	0	25	0	155	0	0	0
Home Services	0.08	13	85	17	45	9	25	5	0	0
Interim Care	0.12	2	130	332	125	325	0	2	0	0
Foster Care	0.99	3	1,040	2,514	905	2,379	95	130	0	0
Group TX Care	0.06	4	65	674	60	643	5	31	0	0
Adoption	0.14	3	140	433	140	430	5	1	0	2
Emp/Tmg CC-Child	0.43	16	450	551	440	551	10	1	0	0
Therapy CC-Child	0.28	4	290	331	285	329	5	1	0	0
DDD	0.60	5	625	2,159	225	232	375	1,849	25	78
Case Management	0.57	1	605	0	205	0	380	0	15	0
RHC-Res Hab Ctr	0.00	13	0	17	0	17	0	0	0	0
Comm Residential	0.06	27	65	1,177	0	0	60	1,155	0	21
Emp & Training	0.12	11	130	502	0	0	120	459	10	43
Family Support	0.07	3	70	186	50	156	15	31	0	0
Prof Services	0.05	3	55	81	35	60	15	21	0	0
Supplemental Community	0.02	34	15	161	0	0	15	161	0	0
DIA	25.82	4	27,105	41,701	12,455	22,263	13,550	18,017	1,095	720
Regular AFDC	12.72	3	13,355	20,546	9,025	13,919	4,320	6,623	5	4
Employable AFDC	3.37	6	3,540	3,182	2,065	1,807	1,475	1,375	0	0
IA ChildCare-Chd	0.97	10	1,015	758	990	750	25	8	0	0
JOBS	1.06	11	1,115	568	25	7	1,090	561	0	0
Pregnancy Grant	0.26	3	270	206	35	23	235	183	0	0
GA-U and GA-X	1.56	4	1,635	2,348	5	3	1,625	2,337	5	9
Aged,Blind,Disbl	3.74	2	3,930	1,461	220	70	2,830	1,059	880	331
Food Assistance	23.19	4	24,340	12,282	11,710	6,342	12,005	5,568	625	371
Refugee Grant	0.26	3	280	289	65	41	205	244	5	4
DJR	0.12	2	125	2,262	100	1,838	25	424	0	0
Parole	0.07	2	70	246	50	197	20	49	0	0
Community Placmt	0.04	3	45	392	35	347	5	45	0	0
DJR Institutions	0.07	3	75	1,600	60	1,272	15	328	0	0
DJR Special TX	0.01	6	15	34	10	21	5	3	0	0
MAA	25.09	5	26,335	38,034	12,620	9,330	11,501	25,498	2,040	3,205
Eligible No Svc	3.07	5	3,225	0	1,790	0	1,195	0	65	0
Hosp Inpatient	2.49	5	2,615	13,288	440	2,788	1,890	10,094	285	405
ER-Outpt & Physn	8.17	4	8,575	2,076	3,990	664	4,465	1,404	120	9
Hosp Outpatient	6.56	4	6,885	2,843	2,010	603	4,240	2,025	640	214
Physician&Clinic	17.99	4	18,885	7,236	8,715	2,073	8,740	4,999	1,435	164
Psych Services	0.88	2	925	170	155	27	720	140	50	3
Prescriptions	17.63	3	18,505	5,854	8,005	686	8,700	3,673	1,800	1,495
Dental Care	7.76	2	8,145	1,711	4,185	594	3,525	977	435	141
Other Medical	10.07	3	10,570	3,684	3,050	1,487	6,370	1,860	1,155	316
EPSDT	4.77	3	5,005	323	4,480	299	530	31	0	0
HMOs	0.18	18	190	171	125	115	65	55	0	0
Medicare Part B	2.18	4	2,285	677	0	0	735	220	1,545	457
DORA	3.59	3	3,770	873	1,820	276	1,830	589	120	7
Case Management	3.55	3	3,730	182	1,795	91	1,815	85	120	6
BSL Training	0.25	2	260	60	0	0	255	60	5	1
Employment Ser	0.44	2	460	301	5	1	455	300	0	0
Unaccompanied Minors	0.04	1	45	330	25	185	20	145	0	0
DVR	0.49	19	515	689	0	2	515	687	0	0
Regular Case Mgt	0.49	17	510	435	0	1	510	435	0	0
SE Case Mgt	0.01	21	10	8	0	0	10	8	0	0
Assess Job Skill	0.02	30	20	8	0	0	20	8	0	0
Medical/Psych Tx	0.22	17	235	73	0	0	235	73	0	0
Training & Educ	0.09	25	95	81	0	0	95	81	0	0
Personal Support	0.12	12	130	49	0	0	130	49	0	0
Work Support	0.06	19	60	34	0	1	60	33	0	0
MHD	2.82	2	2,955	19,698	705	1,805	1,900	16,458	355	1,434
Case Management	1.23	2	1,290	2,811	315	497	750	2,106	225	209
Crisis Services	0.78	6	820	293	140	191	610	91	70	10
CMHC Intake	0.90	6	945	170	375	53	430	74	140	43
Outpatient Tx	1.51	4	1,590	1,239	500	524	960	664	130	52
Medication Mgt	0.89	4	940	446	55	6	770	408	110	32
Day Treatment	0.52	3	545	1,074	65	393	460	658	20	23
State Institutions	0.41	1	435	12,180	0	0	390	11,140	40	1,041
CSTC	0.00	6	0	111	0	111	0	0	0	0
ITA-Comm Hosp	0.22	4	225	303	10	31	205	270	10	2
Adlt Res Tx Fac	0.03	1	30	471	0	0	30	471	0	0
DSHS Agency Total	33.33	5	34,985	131,368	15,700	42,029	16,360	68,982	2,615	20,329

Service costs in \$ thousands. Client counts rounded to nearest multiple of five.

White (NonHisp.) Clients	White (NonHisp.) Service Cost (\$000's)	Black (NonHisp.) Clients	Black (NonHisp.) Service Cost (\$000's)	Indian (NonHisp.) Clients	Indian (NonHisp.) Service Cost (\$000's)	Asian (NonHisp.) Clients	Asian (NonHisp.) Service Cost (\$000's)	Hispanic Clients	Hispanic Service Cost (\$000's)	Unknown Race Clients	Unknown Race Service Cost (\$000's)
2,060	16,351	185	1,155	30	175	75	484	20	98	35	183
663	77	85	8	15	2	25	1	10	1	0	0
370	814	40	116	5	16	5	41	0	7	5	30
510	1,795	90	376	15	78	50	283	10	59	15	85
55	27	5	1	0	0	0	0	0	0	0	0
250	379	20	24	0	4	0	1	5	10	5	7
890	13,208	35	617	5	75	10	157	0	17	5	59
110	17	5	1	0	0	5	0	0	0	10	1
1,110	1,155	435	410	190	204	20	13	75	45	5	2
285	250	125	105	30	30	0	0	20	16	0	0
365	64	175	33	55	10	5	1	15	3	0	0
170	279	70	89	55	98	0	0	5	3	0	0
685	343	290	122	125	44	20	9	50	19	5	2
70	72	30	29	5	5	0	3	5	1	0	0
175	148	40	31	65	18	0	0	5	3	0	0
2,425	3,316	1,005	1,371	265	366	165	134	135	253	325	238
1,485	236	630	103	185	29	125	18	80	12	175	22
245	321	45	37	10	5	10	24	5	14	10	4
125	0	30	0	5	0	10	0	10	0	5	0
50	11	25	4	5	1	0	0	5	1	0	0
95	242	15	45	5	16	5	9	5	11	5	9
570	1,367	275	687	85	241	30	70	50	111	25	37
45	442	10	126	5	37	0	9	5	60	0	0
65	245	15	62	5	21	0	2	5	20	45	84
215	254	145	191	10	8	0	0	10	21	65	78
170	198	95	116	10	8	0	2	5	4	5	4
495	2,000	75	98	10	4	20	15	10	13	15	29
490	0	75	0	10	0	20	0	10	0	0	0
0	0	0	17	0	0	0	0	0	0	0	0
60	1,171	0	1	0	0	0	0	0	3	0	2
110	440	15	44	0	1	0	6	5	10	0	0
50	143	10	19	0	3	0	9	0	0	10	12
35	61	5	5	0	0	0	0	0	0	10	15
15	161	0	0	0	0	0	0	0	0	0	0
14,320	20,482	6,235	10,312	1,015	1,747	4,245	7,871	845	1,071	350	218
6,030	9,120	3,785	5,788	615	980	2,515	4,116	390	514	20	29
2,980	1,847	580	476	125	101	690	632	140	108	10	19
440	347	275	229	20	19	25	28	20	12	235	124
665	344	315	154	40	19	45	35	45	16	0	0
180	140	50	38	10	5	20	17	10	6	0	0
1,030	1,350	340	456	75	100	140	184	40	53	15	5
2,460	916	560	180	90	35	745	298	60	24	20	9
12,845	6,129	5,850	2,981	960	485	3,845	2,318	795	338	50	30
55	54	0	0	0	0	220	234	0	0	0	1
40	708	70	1,262	5	43	5	135	5	22	5	92
20	48	40	141	5	18	5	19	5	20	0	0
15	167	20	198	5	18	0	9	0	0	0	0
25	474	40	919	0	8	5	106	0	2	5	92
10	20	5	4	0	0	0	0	0	0	0	0
14,575	23,807	5,615	7,132	920	1,520	4,080	4,415	940	1,055	135	105
1,780	0	870	0	125	0	265	0	150	0	35	0
1,670	8,355	490	2,737	110	562	235	1,155	110	443	10	36
4,980	1,237	2,170	524	415	108	615	125	375	76	15	7
4,220	1,801	1,470	581	250	103	680	261	240	83	20	13
10,150	3,960	3,745	1,312	755	421	3,515	1,311	650	217	75	16
580	112	125	23	15	4	180	27	25	3	5	0
10,295	3,900	3,555	810	550	121	3,470	917	570	88	65	18
4,505	1,023	1,730	285	309	55	1,360	302	220	40	30	6
6,385	2,582	2,035	662	415	127	1,400	232	300	77	35	3
2,455	166	1,220	78	105	7	950	56	245	16	25	1
130	109	55	33	5	4	0	0	5	4	0	0
1,960	561	215	67	25	9	105	29	30	8	10	4
230	34	5	0	0	0	3,505	837	10	0	25	1
225	8	5	0	0	0	3,465	172	10	0	25	1
45	10	0	0	0	0	215	50	0	0	0	0
25	16	0	0	0	0	435	285	0	0	0	0
0	0	0	0	0	0	45	330	0	0	0	0
420	554	65	92	10	12	5	13	10	16	5	3
415	348	65	62	10	9	5	5	10	8	5	3
5	5	0	2	0	0	0	1	0	1	0	0
20	7	0	1	0	0	0	0	0	0	0	0
185	60	30	7	5	2	5	2	5	2	0	0
80	64	10	10	0	0	5	4	0	4	0	0
105	44	20	4	5	0	0	0	0	1	0	0
50	26	10	6	0	1	0	0	0	0	0	0
2,365	15,767	270	2,238	80	270	225	1,074	60	205	50	145
915	2,042	130	247	35	46	185	400	20	64	5	12
685	233	80	37	15	7	15	13	15	3	0	0
740	136	85	12	25	3	70	18	25	3	0	0
1,180	963	140	92	55	38	175	102	40	42	5	2
710	342	80	59	20	12	105	25	25	8	0	0
465	921	55	102	15	32	5	8	10	11	0	0
345	9,831	55	1,597	5	124	15	475	5	61	5	93
0	111	0	0	0	0	0	0	0	0	0	0
145	193	25	54	5	6	5	8	5	8	35	34
30	455	0	0	0	2	0	15	0	0	0	0
19,760	84,175	7,140	24,071	1,305	4,340	4,725	14,990	1,210	2,777	845	1,015

Service costs in \$ thousands. Client counts rounded to nearest multiple of five.

District 28	Use Rate (%)	Rank	Total Clients	Total Service Cost (\$000's)	Age 0-17 Clients	Age 0-17 Service Cost (\$000's)	Age 18-64 Clients	Age 18-64 Service Cost (\$000's)	Age Over 64 Clients	Age Over 64 Service Cost (\$000's)
1992 Est. Pop. 105,585										
AASA	0.89	30	940	6,546	5	2	325	1,428	595	5,112
Case Mgt & Assmt	0.32	22	340	45	0	0	175	33	160	13
Chore Services	0.16	29	165	346	0	2	55	148	110	196
Personal Care	0.29	25	310	1,445	0	0	145	707	160	738
Adult Family Home	0.02	24	25	12	0	0	20	8	5	4
Congregate Care	0.08	12	80	111	0	0	50	61	35	50
Nursing Home	0.33	35	345	4,532	0	0	45	462	300	4,070
APS-Adult Prot	0.09	12	100	18	0	0	30	5	50	9
DASA	0.53	30	555	624	45	55	515	568	0	1
Detoxification	0.07	24	75	63	0	0	75	63	0	0
ADATSA Assesmnt	0.19	24	195	35	0	0	195	35	0	0
Residential Tx	0.17	19	180	273	10	48	170	225	0	0
Outpatient Tx	0.35	29	375	172	35	6	340	165	0	1
Methadone Tx	0.02	10	25	34	0	0	25	34	0	0
ADATSA Stipend	0.06	29	65	46	0	0	65	46	0	0
DCFS	2.91	18	3,025	3,753	2,755	3,704	275	41	5	1
CPS Acc Ref-Child	1.57	21	1,660	254	1,635	230	5	1	0	0
Family Rec Serv	0.25	7	265	303	255	299	5	2	0	0
First Steps	0.23	21	240	0	45	0	185	0	5	0
Home Services	0.06	20	60	16	35	10	20	5	0	0
Interim Care	0.11	3	120	326	115	319	0	7	0	0
Foster Care	0.58	8	615	1,244	545	1,221	55	21	0	0
Group TX Care	0.05	8	50	575	50	575	0	0	0	0
Adoption	0.03	37	35	131	35	131	0	0	0	0
Emp/Trng CC-Child	0.48	12	510	599	495	593	15	5	0	1
Therapy CC-Child	0.22	9	235	306	235	305	0	0	0	0
DDI	0.45	11	475	6,102	185	205	285	5,874	5	23
Case Management	0.38	11	405	0	160	0	235	0	5	0
KHC-Res Hab Ctr	0.01	8	5	318	0	2	5	316	0	0
Comm Residential	0.13	4	140	4,877	0	0	140	4,877	0	0
Emp & Training	0.10	18	100	348	0	0	100	347	0	0
Family Support	0.07	3	75	192	60	171	15	21	0	0
Prof Services	0.04	6	45	58	15	32	25	26	0	0
Supplemental Community	0.03	22	30	245	0	0	25	236	0	9
DIA	13.04	19	13,765	20,375	6,725	11,118	6,640	8,993	395	263
Regular AFDC	6.81	14	7,195	10,555	4,550	6,642	2,640	3,912	0	1
Employable AFDC	1.37	28	1,450	1,273	750	640	700	633	0	1
IA ChildCare-Chd	1.00	9	1,055	871	1,025	861	25	9	5	0
JOBS	0.71	19	755	384	15	5	740	379	0	0
Pregnancy Grant	0.17	10	185	139	20	11	165	128	0	0
GA-U and GA-X	0.63	21	660	843	5	0	655	839	5	4
Aged, Blind, Disbl	1.24	26	1,305	517	115	33	895	355	295	129
Food Assistance	11.67	19	12,320	5,656	6,130	2,920	5,960	2,608	230	127
Refugee Grant	0.08	18	80	99	10	4	70	95	0	0
DJR	0.04	21	40	726	25	427	15	299	0	0
Parole	0.02	11	20	79	15	57	5	22	0	0
Community Placmt	0.01	22	10	110	10	86	0	24	0	0
DJR Institutions	0.02	24	25	529	15	278	10	251	0	0
DJR Special TX	0.01	6	5	7	5	6	0	1	0	0
MAA	12.24	24	12,925	17,843	6,465	4,906	5,590	11,676	830	1,261
Eligible No Svc	1.88	16	1,985	0	1,220	0	680	0	45	0
Hosp Inpatient	1.23	24	1,295	6,584	255	1,844	925	4,538	115	202
ER-Outpt & Physn	4.11	19	4,345	1,078	2,145	372	2,155	695	45	10
Hosp Outpatient	3.05	19	3,225	1,389	895	336	2,090	957	240	96
Physician&Clinic	8.27	23	8,735	3,422	4,085	923	4,105	2,433	550	66
Psych Services	0.31	14	330	97	75	47	240	99	20	1
Prescriptions	8.11	24	8,565	2,303	3,755	347	4,125	1,409	685	547
Dental Care	3.55	20	3,750	689	1,775	224	1,780	415	195	50
Other Medical	4.90	29	5,180	1,747	1,530	582	3,250	1,039	400	126
EPSDT	2.55	15	2,690	187	2,295	165	395	22	0	0
HMOs	0.12	21	125	96	80	66	45	30	0	0
Medicare Part B	0.82	36	870	250	0	0	300	88	565	162
DXRA	0.35	24	370	229	115	99	235	129	20	1
Case Management	0.33	24	350	17	100	5	230	11	20	1
ESL Training	0.06	10	60	12	0	0	60	12	0	0
Employment Ser	0.06	20	65	51	0	0	65	51	0	0
Unaccompanied Minors	0.02	3	20	149	10	95	5	55	0	0
DVR	0.27	43	280	473	0	0	280	473	0	0
Regular Case Mgt	0.26	43	270	269	0	0	270	269	0	0
SE Case Mgt	0.01	21	10	8	0	0	10	8	0	0
Assess Job Skill	0.02	30	20	8	0	0	20	8	0	0
Medical/Psych Tx	0.12	42	120	37	0	0	120	37	0	0
Training & Educ	0.07	39	75	91	0	0	75	91	0	0
Personal Support	0.08	24	85	36	0	0	85	36	0	0
Work Support	0.03	41	35	24	0	0	35	24	0	0
MHD	1.49	17	1,570	12,669	480	1,448	920	8,510	170	2,711
Case Management	0.45	22	475	1,485	140	197	260	1,062	70	226
Crisis Services	0.46	15	490	93	60	24	395	63	35	6
CMHC Intake	0.53	21	560	95	270	35	230	46	60	15
Outpatient Tx	0.80	24	845	744	370	401	405	317	70	26
Medication Mgt	0.32	30	335	110	30	5	270	91	35	14
Day Treatment	0.20	20	215	613	25	118	180	472	10	22
State Institutions	0.21	4	220	8,126	0	17	170	5,765	50	2,344
CSTC	0.01	1	10	479	10	479	0	0	0	0
ITA-Comm Hosp	0.09	10	100	268	15	172	70	88	15	8
Adlt Res Tx Fac	0.02	2	20	150	0	0	15	147	0	2
DSHS Agency Total	17.12	22	18,070	69,339	8,980	21,964	7,965	37,990	1,025	9,373

Service costs in \$ thousands. Client counts rounded to nearest multiple of five.

White (NonHisp.) Clients	White (NonHisp.) Service Cost (\$000's)	Black (NonHisp.) Clients	Black (NonHisp.) Service Cost (\$000's)	Indian (NonHisp.) Clients	Indian (NonHisp.) Service Cost (\$000's)	Asian (NonHisp.) Clients	Asian (NonHisp.) Service Cost (\$000's)	Hispanic Clients	Hispanic Service Cost (\$000's)	Unknown Race Clients	Unknown Race Service Cost (\$000's)
785	5,743	75	349	5	19	45	294	10	56	25	85
280	38	35	4	5	0	15	1	5	0	5	1
145	306	15	33	0	2	0	1	0	2	0	3
225	953	35	213	0	0	40	232	5	19	5	28
25	9	0	0	0	0	0	3	0	0	0	0
70	97	10	15	0	0	0	0	0	1	0	0
325	4,293	10	80	0	17	5	57	0	34	5	51
75	13	5	1	0	0	5	1	0	0	15	2
405	464	100	102	25	22	10	10	15	18	0	1
55	47	15	10	5	6	0	1	0	0	0	0
135	24	45	8	5	1	0	0	10	2	0	0
125	196	40	58	5	7	5	5	5	6	0	0
275	133	60	26	15	4	5	2	10	6	0	1
20	27	0	2	0	2	0	2	0	2	0	0
50	37	10	6	5	2	0	0	0	1	0	0
1,975	2,463	620	846	65	98	80	72	100	78	245	197
1,070	166	310	49	25	5	50	7	60	9	145	19
195	216	40	54	0	1	10	21	10	5	10	6
165	0	50	0	5	0	5	0	10	0	0	0
40	12	15	3	0	0	0	0	0	0	0	0
85	241	25	64	0	2	0	2	5	9	5	7
375	741	165	364	25	66	20	22	15	33	10	18
35	462	10	101	0	0	0	11	0	1	0	0
20	64	5	13	0	1	0	8	0	4	10	41
295	344	125	139	10	3	0	0	10	10	70	103
160	217	50	59	10	19	5	1	5	6	0	4
385	5,494	40	272	0	37	10	44	10	5	20	250
345	0	35	0	0	0	10	0	10	0	0	0
5	318	0	0	0	0	0	0	0	0	0	0
125	4,383	5	200	0	33	0	39	0	0	5	222
95	334	5	10	0	3	0	0	0	0	0	0
50	143	5	21	0	0	0	1	0	3	15	23
35	46	5	8	0	0	0	0	0	2	0	1
25	213	0	32	0	0	0	0	0	0	0	0
8,515	12,477	3,170	5,426	175	302	865	1,280	540	736	300	154
4,290	6,305	2,175	3,163	120	178	310	503	290	402	5	4
1,020	936	210	158	25	22	120	107	65	45	5	5
465	432	305	260	5	3	20	23	15	15	240	138
470	243	220	109	10	4	30	15	30	13	0	0
125	99	40	27	5	3	5	7	10	4	0	0
450	581	110	147	10	13	55	80	30	21	5	1
890	332	155	61	5	1	220	106	30	15	5	2
7,740	3,513	3,180	1,494	165	76	720	348	505	220	10	4
15	9	0	0	0	0	70	90	0	0	0	0
15	195	20	439	0	13	0	48	0	15	0	15
10	26	5	28	0	5	0	0	0	14	0	6
5	38	5	64	0	1	0	0	0	0	0	8
10	128	15	346	0	6	0	48	0	2	0	0
0	2	0	2	0	1	0	0	0	0	0	1
8,375	12,486	2,935	3,402	175	288	885	1,154	510	462	45	36
1,170	0	545	0	20	0	140	0	100	0	15	0
940	4,673	225	1,268	20	123	60	369	45	141	0	10
2,830	710	1,080	253	70	20	155	40	200	53	10	2
2,235	977	635	248	35	18	195	96	120	43	10	8
5,745	2,319	1,860	663	135	75	645	236	330	123	20	5
270	84	35	9	0	0	20	3	5	1	0	0
5,730	1,743	1,795	273	100	17	620	226	305	41	15	3
2,495	467	755	117	50	5	305	79	135	19	10	1
3,495	1,127	1,070	477	75	26	355	76	175	35	10	5
1,675	118	720	48	20	2	135	10	135	9	10	1
80	54	40	38	5	1	0	0	5	4	0	0
735	215	50	14	0	0	75	18	5	2	0	1
60	12	0	0	0	0	305	217	5	0	0	0
60	2	0	0	0	0	290	14	5	0	0	0
15	3	0	0	0	0	45	9	0	0	0	0
5	6	0	0	0	0	60	45	0	0	0	0
0	0	0	0	0	0	20	140	0	0	0	0
230	385	30	39	0	2	5	13	5	20	5	14
225	222	30	26	0	2	5	6	5	7	5	6
10	8	0	0	0	0	0	0	0	0	0	0
15	6	0	1	0	0	0	1	0	0	0	1
95	29	10	3	0	0	5	1	5	2	5	2
60	65	5	5	0	1	5	4	0	12	0	5
75	32	5	2	0	0	5	1	0	0	0	1
30	22	5	2	0	0	0	0	0	0	0	0
1,285	11,133	155	959	20	194	55	109	40	166	15	108
380	1,330	55	71	5	15	30	43	10	19	0	6
395	69	55	10	10	5	10	3	15	4	5	1
450	79	45	6	15	2	25	5	25	3	0	0
700	628	70	57	15	17	35	18	25	24	0	0
290	98	25	4	0	1	15	3	10	3	0	0
180	544	20	40	5	16	5	5	5	7	0	0
185	7,112	20	676	5	134	5	22	5	96	5	87
10	423	0	56	0	0	0	0	0	0	0	0
75	245	10	7	0	0	0	4	0	0	10	13
15	132	0	6	0	5	0	6	0	0	0	0
11,525	30,853	3,870	11,247	260	975	1,110	3,241	675	1,564	635	839

Service costs in \$ thousands. Client counts rounded to nearest multiple of five.

District 29	Use Rate (%)	Rank	Total Clients	Total Service Cost (\$000's)	Age 0-17 Clients	Age 0-17 Service Cost (\$000's)	Age 18-64 Clients	Age 18-64 Service Cost (\$000's)	Age Over 64 Clients	Age Over 64 Service Cost (\$000's)
1992 Est. Pop. 104,122										
AASA	1.48	11	1,540	11,630	5	14	510	2,230	1,005	9,368
Case Mgt & Assmt	0.55	11	570	60	0	0	265	38	305	22
Chore Services	0.25	21	260	522	0	0	90	248	170	274
Personal Care	0.55	4	570	2,192	5	2	250	942	315	1,248
Adult Family Home	0.07	4	70	29	0	2	60	25	10	3
Congregate Care	0.18	2	185	248	0	0	90	139	95	109
Nursing Home	0.53	21	555	8,492	0	10	60	816	495	7,651
APS-Adult Prot	0.10	7	105	17	0	0	30	5	55	10
DASA	0.94	11	980	1,157	95	107	880	1,046	5	4
Detoxification	0.12	13	125	96	0	0	125	96	0	0
ADATSA Assessmt	0.27	12	275	49	0	0	275	49	0	0
Residential Tx	0.28	5	285	491	20	90	270	401	0	0
Outpatient Tx	0.60	14	630	297	80	17	545	278	5	2
Methadone Tx	0.06	5	60	64	0	0	60	62	0	2
ADATSA Stupend	0.26	6	265	160	0	0	265	160	0	0
DCFS	3.65	12	3,800	4,027	3,480	3,823	245	187	5	0
CPS Acc Ref-Child	2.23	7	2,325	355	2,285	350	5	1	0	0
Family Rec Serv	0.34	2	350	274	345	271	0	0	0	0
First Steps	0.18	29	185	0	40	0	145	0	0	0
Home Services	0.06	20	60	12	30	6	25	4	0	0
Interim Care	0.09	5	90	250	90	244	0	2	0	0
Foster Care	0.64	6	660	1,677	570	1,521	70	154	0	0
Group TX Care	0.03	18	35	252	30	231	0	20	0	0
Adoption	0.09	5	95	332	90	332	0	1	0	0
Emp/Tmg CC-Child	0.47	14	490	604	480	601	10	3	0	0
Therapy CC-Child	0.22	9	235	271	225	266	5	3	0	0
DDD	0.52	8	545	2,938	225	165	305	2,744	15	29
Case Management	0.48	5	505	0	195	0	290	0	15	0
RHC-Res Hab Ctr	0.00	13	0	125	0	0	0	125	0	0
Comm Residential	0.08	19	80	2,036	0	0	80	2,036	0	0
Emp & Training	0.10	18	110	399	0	0	105	380	5	19
Family Support	0.09	1	90	181	75	145	20	37	0	0
Prof Services	0.03	9	25	37	10	21	15	16	0	0
Supplemental Community	0.01	41	15	138	0	0	15	138	0	0
DIA	20.62	8	21,470	31,178	10,530	17,371	10,215	13,301	725	505
Regular AFDC	10.31	6	10,735	16,076	7,075	10,621	3,655	5,453	5	3
Employable AFDC	2.43	17	2,535	2,113	1,390	1,147	1,145	965	0	0
IA ChildCare-Chd	1.02	8	1,065	759	1,025	743	35	13	0	1
JOBS	0.97	13	1,015	494	30	5	985	489	0	0
Pregnancy Grant	0.23	5	235	176	30	19	205	156	0	0
GA-U and GA-X	1.05	9	1,090	1,492	5	0	1,085	1,491	0	0
Aged, Blind, Disabl	2.22	7	2,310	954	210	62	1,535	648	565	244
Food Assistance	18.52	10	19,280	8,951	9,735	4,757	9,110	3,938	435	255
Refugee Grant	0.09	16	95	104	20	13	75	90	0	0
DJR	0.06	8	60	1,083	45	796	15	287	0	0
Parole	0.03	6	35	131	25	100	10	32	0	0
Community Placmt	0.02	9	25	243	20	136	5	108	0	0
DJR Institutions	0.03	12	30	702	25	555	5	147	0	0
DJR Special TX	0.00	33	5	6	5	5	0	1	0	0
MAA	19.49	8	20,290	28,033	10,215	7,821	8,535	18,063	1,325	2,150
Eligible No Svc	2.67	9	2,775	0	1,615	0	975	0	70	0
Hosp Inpatient	1.87	12	1,945	10,306	415	2,653	1,350	7,289	180	364
ER-Output & Physn	6.03	10	6,285	1,478	3,105	540	3,105	930	70	9
Hosp Outpatient	4.90	8	5,100	2,218	1,590	572	3,085	1,514	425	132
Physician&Clinic	13.68	11	14,245	5,466	6,910	1,715	6,400	3,642	935	109
Psych Services	0.47	8	490	89	105	22	360	65	25	2
Prescriptions	13.30	9	13,845	3,754	6,355	606	6,305	2,208	1,190	940
Dental Care	5.71	8	5,945	1,181	3,020	408	2,630	686	295	87
Other Medical	7.51	16	7,815	2,687	2,375	948	4,765	1,516	680	223
EPSDT	4.10	7	4,265	286	3,735	253	530	32	0	0
HMOs	0.17	19	175	156	115	101	60	55	0	0
Medicare Part B	1.40	18	1,460	421	0	0	450	127	1,010	294
DORA	1.21	4	1,260	459	580	234	625	221	55	3
Case Management	1.17	4	1,220	60	555	28	610	29	55	3
ESL Training	0.07	8	70	16	0	0	70	16	0	0
Employment Ser	0.13	6	140	96	0	0	140	96	0	0
Unaccompanied Minors	0.04	1	35	286	25	206	10	81	0	0
DVR	0.39	25	410	617	5	1	405	616	0	0
Regular Case Mgt	0.39	25	405	380	5	1	400	379	0	0
SE Case Mgt	0.00	43	5	5	0	0	5	5	0	0
Assess Job Skill	0.02	30	20	8	0	0	20	8	0	0
Medical/Psych Tx	0.16	31	170	49	0	0	170	49	0	0
Training & Educ	0.09	25	90	112	0	0	90	112	0	0
Personal Support	0.12	12	125	34	0	0	125	34	0	0
Work Support	0.05	25	55	28	0	0	55	28	0	0
MHD	1.81	11	1,880	11,030	535	1,022	1,130	7,729	215	2,278
Case Management	0.65	12	680	1,489	155	215	409	837	125	436
Crisis Services	0.58	11	600	150	95	74	475	71	35	5
CMHC Intake	0.63	16	655	106	315	41	255	42	85	23
Outpatient Tx	0.98	17	1,015	897	400	405	535	465	80	27
Medication Mgt	0.41	18	425	147	25	4	340	123	60	19
Day Treatment	0.25	11	260	626	30	96	215	514	10	14
State Institutions	0.21	4	320	6,753	0	1	180	5,107	40	1,644
CSTC	0.00	6	5	184	5	175	0	10	0	0
ITA-Comm Hosp	0.09	10	100	119	5	11	85	103	10	6
Adlt Res Tx Fac	0.01	4	5	82	0	0	5	63	0	20
DSHS Agency Total	26.54	9	27,635	92,163	13,515	31,354	12,205	46,424	1,700	14,346

Service costs in \$ thousands. Client counts rounded to nearest multiple of five.

White (NonHisp.) Clients	White (NonHisp.) Service Cost (\$000's)	Black (NonHisp.) Clients	Black (NonHisp.) Service Cost (\$000's)	Indian (NonHisp.) Clients	Indian (NonHisp.) Service Cost (\$000's)	Asian (NonHisp.) Clients	Asian (NonHisp.) Service Cost (\$000's)	Hispanic Clients	Hispanic Service Cost (\$000's)	Unknown Race Clients	Unknown Race Service Cost (\$000's)
1,345	10,499	75	422	10	93	70	424	15	63	20	129
500	53	40	4	0	1	20	1	10	0	0	0
240	466	10	21	0	4	5	30	0	0	0	1
450	1,672	45	160	5	20	50	257	10	34	10	49
65	29	5	0	0	0	0	0	0	0	5	0
170	230	10	10	0	2	5	4	0	2	0	0
525	7,970	15	222	5	66	5	131	0	26	5	78
85	14	5	1	0	0	0	0	0	0	5	1
675	791	175	219	80	108	10	5	40	34	5	1
75	57	30	20	15	14	0	0	10	5	0	0
185	33	60	12	20	3	0	0	10	1	0	0
195	325	60	100	30	58	0	2	5	4	0	1
440	225	105	42	45	17	10	3	25	9	0	0
45	48	5	6	0	0	0	0	10	9	0	0
175	102	50	38	35	16	0	0	10	4	0	0
2,435	2,479	705	920	115	219	150	112	105	86	290	212
1,520	238	415	64	50	8	115	17	55	8	165	20
270	214	50	40	5	2	10	5	15	9	10	4
135	0	25	0	0	0	0	0	10	0	5	0
40	8	15	3	5	1	0	0	0	1	0	0
70	190	20	48	0	2	0	0	0	7	0	4
385	973	175	445	60	134	20	82	15	39	10	3
20	176	10	29	5	47	0	0	0	0	0	0
50	205	15	37	5	19	0	0	0	3	20	68
270	309	115	161	5	4	15	3	15	17	85	111
165	166	55	94	5	3	0	4	5	3	0	1
445	2,812	45	53	10	7	20	23	10	6	20	38
425	0	40	0	10	0	20	0	10	0	0	0
0	125	0	0	0	0	0	0	0	0	0	0
80	2,029	0	7	0	0	0	0	0	0	0	0
100	381	5	6	0	5	0	2	0	5	0	0
55	93	10	39	0	2	5	21	0	1	20	26
25	33	0	1	0	0	0	0	0	0	0	3
15	138	0	0	0	0	0	0	0	0	0	0
13,660	19,359	4,025	6,272	445	773	2,310	3,674	715	888	315	212
6,480	9,754	2,485	3,579	275	426	1,135	1,813	335	456	30	48
1,740	1,402	310	296	65	62	320	295	95	63	0	0
520	378	270	211	20	8	20	15	15	12	220	134
660	330	255	128	25	14	30	11	35	11	0	1
170	131	35	24	10	7	10	8	10	6	0	0
770	1,099	145	176	20	38	105	130	45	48	5	0
1,505	599	240	90	25	11	485	235	35	13	20	6
12,390	5,604	3,765	1,761	410	205	1,990	1,081	680	277	45	22
30	23	5	4	0	0	65	77	0	0	0	0
30	466	25	482	0	22	0	14	0	34	0	57
15	62	15	62	0	6	0	0	0	0	0	1
10	106	10	93	0	1	0	1	0	34	0	8
15	296	15	330	0	15	0	13	0	0	0	48
5	3	0	4	0	0	0	0	0	0	0	0
13,190	18,835	3,555	4,432	470	601	2,280	3,019	715	880	85	276
1,750	0	625	0	55	0	215	0	115	0	10	0
1,350	6,550	275	1,885	50	228	170	1,032	100	402	5	209
4,180	1,017	1,290	291	180	34	355	79	255	54	20	3
3,460	1,572	870	308	110	40	460	213	180	71	20	13
9,105	3,606	2,320	793	355	178	1,920	695	480	173	65	22
365	69	50	8	10	2	55	8	10	2	5	0
9,105	2,752	2,190	356	240	43	1,845	539	410	51	55	13
3,890	801	985	160	140	24	725	158	180	34	25	5
5,320	1,818	1,250	512	180	44	815	234	230	71	20	8
2,650	183	900	58	55	4	450	27	195	12	10	1
130	114	45	38	0	0	0	0	5	5	0	0
1,220	354	85	23	15	4	120	33	15	4	10	2
60	11	5	4	0	0	1,185	443	0	0	0	0
60	2	5	0	0	0	1,150	57	0	0	0	0
10	2	0	0	0	0	60	14	0	0	0	0
10	7	5	4	0	0	130	86	0	0	0	0
0	0	0	0	0	0	35	286	0	0	0	0
340	545	35	32	5	4	10	10	10	15	10	11
335	326	35	28	5	3	5	6	10	10	10	8
5	4	0	0	0	0	0	0	0	0	0	0
20	8	0	0	0	0	0	0	0	0	0	1
150	45	5	1	0	0	5	1	5	1	5	1
85	108	0	1	0	0	5	1	0	0	0	2
110	31	5	1	0	0	0	1	5	1	0	0
45	22	0	1	0	0	0	1	5	3	0	0
1,520	9,321	155	1,023	30	64	115	414	40	190	20	19
500	959	60	315	10	10	85	131	20	71	5	3
500	118	60	8	10	2	15	2	15	18	10	2
540	91	50	6	10	1	30	5	20	2	0	0
820	732	70	52	20	15	80	58	25	37	5	9
335	121	35	14	5	1	40	9	5	2	0	1
215	527	25	82	5	4	5	7	5	6	0	0
190	6,014	25	497	0	26	5	177	5	39	0	0
5	184	0	0	0	0	0	0	0	0	0	0
70	68	20	28	0	3	0	8	0	1	10	9
5	74	0	8	0	0	0	0	0	0	0	0
17,970	65,119	4,665	13,866	610	1,391	2,750	8,137	940	2,195	700	255

Service costs in \$ thousands. Client counts rounded to nearest multiple of five.

District 30	Use Rate (%)	Rank	Total Clients	Total Service Cost (\$000's)	Age 0-17 Clients	Age 0-17 Service Cost (\$000's)	Age 18-64 Clients	Age 18-64 Service Cost (\$000's)	Age Over 64 Clients	Age Over 64 Service Cost (\$000's)
1992 Est.Pop. 105,719										
AASA	0.51	40	535	5,238	0	0	120	593	410	4,645
Case Mgt & Assmt	0.08	45	90	8	0	0	40	6	50	2
Chore Services	0.06	46	65	148	0	0	30	88	30	60
Personal Care	0.13	44	140	543	0	0	55	215	85	328
Adult Family Home	0.01	36	10	4	0	0	10	4	0	0
Congregate Care	0.04	27	45	75	0	0	15	30	30	45
Nursing Home	0.30	40	315	4,451	0	0	30	248	285	4,203
APS-Adult Prot	0.03	32	35	9	0	0	10	2	25	6
DASA	0.37	41	395	241	65	45	330	196	0	0
Detoxification	0.05	35	50	45	0	0	45	45	0	0
ADATSA Assessmnt	0.13	32	140	24	0	0	140	24	0	0
Residential Tx	0.04	42	40	76	20	39	20	37	0	0
Outpatient Tx	0.27	39	285	83	45	6	245	77	0	0
Methadone Tx	0.01	16	10	9	0	0	10	9	0	0
ADATSA Stipend	0.01	40	5	4	0	0	5	4	0	0
DCFS	1.78	38	1,885	1,702	1,755	1,670	75	18	0	0
CPS Acc Ref-Chld	1.28	32	1,350	193	1,305	187	5	1	0	0
Family Rec Serv	0.13	29	140	277	130	272	0	0	0	0
First Steps	0.06	44	65	0	10	0	60	0	0	0
Home Services	0.00	47	5	4	5	3	0	0	0	0
Interim Care	0.01	39	10	19	10	19	0	0	0	0
Foster Care	0.18	40	185	621	180	604	5	16	0	0
Group TX Care	0.00	47	5	51	5	51	0	0	0	0
Adoption	0.04	28	40	101	40	101	0	0	0	0
Emp/Tmg CC-Chld	0.25	29	265	322	260	321	5	1	0	0
Therapy CC-Chld	0.09	38	100	113	95	111	0	0	0	0
DDDD	0.31	34	325	1,932	180	98	140	1,756	5	78
Case Management	0.30	34	315	0	175	0	135	0	5	0
RHC-Res Hab Ctr	0.00	13	0	4	0	4	0	0	0	0
Comm Residential	0.04	35	40	1,443	0	0	40	1,383	0	60
Emp & Training	0.04	46	45	166	0	0	45	160	0	6
Family Support	0.03	25	30	84	30	78	0	5	0	0
Prof Services	0.03	9	35	41	5	15	30	25	0	0
Supplemental Community	0.04	17	45	164	0	0	40	161	0	3
DIA	8.71	35	9,205	12,590	4,475	6,774	4,375	5,570	350	246
Regular AFDC	4.16	31	4,395	6,321	2,800	4,019	1,590	2,301	0	2
Employable AFDC	1.16	34	1,225	1,068	680	603	545	465	0	0
IA Child Care-Chd	0.31	37	325	295	310	290	15	5	0	0
JOBS	0.44	32	465	237	5	2	460	234	0	0
Pregnancy Grant	0.11	28	120	95	15	15	105	81	0	0
GA-U and GA-X	0.45	38	470	690	0	1	470	685	0	4
Aged, Blind, Disbl	0.75	41	790	277	75	20	430	137	280	119
Food Assistance	7.83	33	8,275	3,476	4,125	1,816	3,945	1,545	205	115
Refugee Grant	0.11	8	115	124	15	8	85	111	10	6
DJR	0.03	30	35	561	25	390	10	171	0	0
Parole	0.01	26	15	39	10	26	5	13	0	0
Community Placmnt	0.01	22	10	78	5	38	0	40	0	0
DJR Institutions	0.02	24	20	442	20	324	5	118	0	0
DJR Special TX	0.00	33	0	2	0	2	0	0	0	0
MAA	8.98	35	9,500	13,724	4,770	3,433	3,990	9,027	710	1,243
Eligible No Svc	1.24	29	1,310	0	795	0	460	0	30	0
Hosp Inpatient	0.90	33	955	4,956	150	984	685	3,721	115	251
ER-Output & Physn	3.26	25	3,440	876	1,785	327	1,595	541	65	7
Hosp Outpatient	2.05	37	2,170	1,148	595	225	1,335	833	240	90
Physician&Clinic	6.54	32	6,915	2,677	3,315	763	3,095	1,837	500	77
Psych Services	0.16	36	170	49	50	16	115	32	5	0
Prescriptions	6.15	35	6,505	1,618	2,945	252	2,930	683	630	483
Dental Care	2.66	32	2,815	585	1,415	193	1,230	342	175	49
Other Medical	3.84	36	4,060	1,404	1,300	512	2,365	739	395	153
EPSDT	1.74	28	1,840	125	1,525	107	315	18	0	0
HMOs	0.11	24	115	109	75	73	40	36	0	0
Medicare Part B	0.59	40	620	179	0	0	155	46	465	133
DORA	0.46	19	485	129	175	33	270	94	40	2
Case Management	0.45	19	475	21	170	7	265	12	40	2
ESL Training	0.03	14	25	8	0	0	25	8	0	0
Employment Ser	0.04	23	45	34	0	0	45	34	0	0
Unaccompanied Minors	0.01	5	10	65	5	26	5	40	0	0
DVR	0.36	32	385	675	5	2	380	673	0	0
Regular Case Mgt	0.36	30	375	363	5	2	370	360	0	0
SE Case Mgt	0.01	21	10	7	0	0	10	7	0	0
Assess Job Skill	0.02	30	25	12	0	0	25	12	0	0
Medical/Psych Tx	0.16	31	175	74	0	0	170	74	0	0
Training & Educ	0.09	25	95	111	0	0	95	111	0	0
Personal Support	0.08	24	85	79	0	0	85	79	0	0
Work Support	0.05	25	50	28	0	0	50	28	0	0
MHD	0.45	46	470	1,495	105	170	300	992	65	134
Case Management	0.18	42	185	396	40	83	110	271	40	41
Crisis Services	0.11	38	120	30	30	12	80	17	5	1
CMHC Intake	0.19	44	205	27	50	9	105	15	50	13
Outpatient Tx	0.29	46	310	307	75	134	215	170	20	3
Medication Mgt	0.14	47	150	45	15	3	125	40	10	2
Day Treatment	0.05	43	55	213	20	121	35	94	0	0
State Institutions	0.02	45	20	299	0	4	15	221	5	74
CSTC	0.00	6	0	0	0	0	0	0	0	0
ITA-Comm Hosp	0.04	30	40	68	0	3	35	64	0	0
Adlt Res Tx Fac	0.00	7	0	23	0	0	0	23	0	0
DSHS Agency Total	12.25	36	12,945	38,289	6,520	12,836	5,550	19,092	790	6,347

Service costs in \$ thousands. Client counts rounded to nearest multiple of five.

White (NonHisp.) Clients	White (NonHisp.) Service Cost (\$000's)	Black (NonHisp.) Clients	Black (NonHisp.) Service Cost (\$000's)	Indian (NonHisp.) Clients	Indian (NonHisp.) Service Cost (\$000's)	Asian (NonHisp.) Clients	Asian (NonHisp.) Service Cost (\$000's)	Hispanic Clients	Hispanic Service Cost (\$000's)	Unknown Race Clients	Unknown Race Service Cost (\$000's)
470	4,800	20	179	0	2	20	162	0	17	20	78
75	7	5	1	0	0	5	0	0	0	0	0
55	138	5	4	0	2	0	3	0	2	0	0
115	374	5	40	0	0	15	113	0	15	0	0
10	4	0	0	0	0	0	0	0	0	0	0
45	72	0	1	0	0	0	0	0	0	0	2
295	4,200	10	132	0	0	5	45	0	0	5	74
20	5	5	1	0	0	0	0	0	0	10	2
310	185	40	22	20	17	5	10	15	7	0	0
40	37	5	5	0	2	0	0	0	1	0	0
105	19	20	4	5	1	0	0	5	1	0	0
35	53	0	3	0	8	0	10	0	2	0	0
220	66	35	10	15	6	5	0	15	2	0	0
5	6	0	1	0	0	0	0	0	1	0	0
5	4	0	0	0	0	0	0	0	0	0	0
1,165	1,051	210	225	40	56	60	56	35	61	375	254
900	129	155	23	25	6	40	6	30	5	200	25
100	247	15	12	0	1	5	8	5	2	20	8
55	0	5	0	0	0	5	0	0	0	0	0
0	1	5	3	0	0	0	0	0	0	0	0
10	12	0	0	0	0	0	7	0	0	0	0
110	383	45	126	15	31	10	28	5	21	5	32
5	30	0	0	0	0	0	0	0	21	0	0
25	75	0	3	0	0	0	1	0	6	10	21
90	99	20	33	5	5	5	6	5	12	140	167
75	74	15	25	5	12	0	0	0	0	0	2
265	1,870	25	33	5	0	15	19	10	6	10	4
255	0	25	0	5	0	10	0	10	0	10	0
0	4	0	0	0	0	0	0	0	0	0	0
40	1,410	0	23	0	0	0	11	0	0	0	0
45	166	0	0	0	0	0	0	0	0	0	0
30	83	0	0	0	0	0	0	0	0	0	0
35	26	0	10	0	0	0	1	0	0	0	4
40	158	0	0	0	0	0	0	0	6	0	0
6,705	8,955	1,195	1,948	215	356	655	904	290	322	140	104
3,145	4,480	780	1,173	140	218	195	274	130	164	5	12
935	808	95	73	30	27	90	107	60	39	10	15
185	183	45	42	5	4	5	6	5	1	80	58
345	179	75	35	5	2	25	16	10	4	0	0
90	71	20	17	0	1	5	4	5	2	0	0
360	515	45	71	10	12	45	89	5	2	15	1
515	162	60	21	5	3	170	82	20	6	15	4
6,125	2,510	1,130	515	190	88	535	246	265	103	25	13
55	44	5	1	0	0	55	79	5	1	0	0
20	335	10	213	0	5	0	3	0	5	0	0
10	28	5	6	0	5	0	0	0	0	0	0
5	62	5	16	0	0	0	0	0	0	0	0
15	245	5	189	0	0	0	3	0	5	0	0
0	0	0	2	0	0	0	0	0	0	0	0
6,970	10,307	1,130	1,431	210	275	755	1,204	345	431	90	76
945	0	175	0	35	0	95	0	50	0	10	0
705	3,656	95	523	25	106	85	472	45	182	5	16
2,550	669	520	119	85	17	140	34	130	30	20	8
1,600	914	240	95	55	22	185	82	65	28	25	8
5,030	1,946	795	265	145	80	625	256	245	113	65	18
140	43	15	3	0	0	5	1	5	1	0	0
4,770	1,248	765	124	120	14	575	188	215	33	60	11
2,000	415	370	63	80	16	255	71	80	11	35	9
2,960	1,111	475	180	85	17	390	71	125	23	25	2
1,325	90	255	17	30	2	125	8	95	6	15	1
75	66	35	37	0	0	5	6	0	0	0	0
520	150	25	7	0	1	55	15	10	3	10	3
225	30	5	0	0	0	240	98	5	0	5	0
225	10	5	0	0	0	235	11	5	0	5	0
10	4	0	0	0	0	15	4	0	0	0	0
20	17	0	0	0	0	25	18	0	0	0	0
0	0	0	0	0	0	10	68	0	0	0	0
315	545	40	68	5	12	10	14	5	10	10	25
305	289	40	39	5	5	10	8	5	7	10	15
10	7	0	0	0	0	0	0	0	0	0	0
25	12	0	0	0	0	0	0	0	0	0	0
140	62	15	4	5	1	5	1	0	1	5	6
75	77	10	19	0	4	5	4	0	2	5	4
70	73	10	3	0	2	0	0	0	1	0	0
40	24	5	3	0	0	0	1	0	0	0	0
380	1,253	25	124	10	32	20	50	25	17	10	20
155	310	15	41	5	24	10	9	5	5	0	6
95	25	5	2	10	1	5	1	5	1	0	0
165	32	10	1	0	0	10	1	20	3	0	0
260	258	15	23	5	5	15	9	15	8	0	3
125	40	5	1	5	1	10	2	0	0	0	0
50	183	5	21	0	0	0	0	0	0	0	8
15	276	0	0	0	0	0	23	0	0	0	0
0	0	0	0	0	0	0	0	0	0	0	0
25	51	5	11	0	0	5	4	0	0	10	2
0	0	0	23	0	0	0	0	0	0	0	0
9,300	29,332	1,430	4,243	275	754	910	2,521	435	877	600	562

Service costs in \$ thousands. Client counts rounded to nearest multiple of five.

District 31	Use Rate (%)	Rank	Total Clients	Total Service Cost (\$000's)	Age 0-17 Clients	Age 0-17 Service Cost (\$000's)	Age 18-64 Clients	Age 18-64 Service Cost (\$000's)	Age Over 64 Clients	Age Over 64 Service Cost (\$000's)
1992 Est. Pop. 106,006										
AASA	0.82	33	870	8,282	0	1	235	1,581	625	6,696
Case Mgt & Assmt	0.20	35	215	10	0	0	90	7	120	3
Chore Services	0.19	27	209	581	0	1	90	373	110	207
Personal Care	0.23	32	240	957	0	0	70	295	170	662
Adult Family Home	9.01	36	10	5	0	0	10	5	0	0
Congregate Care	0.03	32	35	33	0	0	10	10	25	23
Nursing Home	0.39	32	410	6,678	0	0	50	889	360	5,788
APS-Adult Prot	0.04	26	45	10	0	0	10	1	25	4
DASA	0.56	27	595	451	80	124	515	326	0	1
Detoxification	0.06	32	65	66	0	0	60	65	0	1
ADA/TSA Assessment	0.22	18	235	42	0	0	235	42	0	0
Residential Tx	0.05	41	60	174	20	119	40	56	0	0
Outpatient Tx	0.36	28	385	111	65	5	320	106	0	0
Methadone Tx	0.01	16	5	6	0	0	5	6	0	0
ADA/TSA Stipend	0.21	8	220	52	0	0	220	52	0	0
DCFS	2.28	30	2,415	2,453	2,215	2,348	135	84	0	3
CPS Acc Ref-Chld	1.67	18	1,770	267	1,715	259	10	1	0	0
Family Rec Serv	0.21	10	225	402	200	374	0	19	0	0
First Steps	0.11	39	115	0	15	0	100	0	0	0
Home Services	0.01	38	15	12	5	2	10	8	0	0
Interim Care	0.04	17	45	62	45	62	0	0	0	0
Foster Care	0.23	36	240	815	230	776	10	39	0	0
Group TX Care	0.02	24	15	273	15	261	0	12	0	0
Adoption	0.05	21	50	154	50	151	0	1	0	3
Emp/Tmg CC-Chld	0.16	38	170	218	165	217	5	0	0	0
Therapy CC-Child	0.15	24	165	215	160	211	0	3	0	0
DDD	0.68	2	720	35,330	165	99	550	24,915	5	316
Case Management	0.37	14	395	0	165	0	235	0	5	0
RHC-Res Hab Ctr	0.30	3	320	33,578	0	0	320	33,263	5	316
Comm Residential	0.07	23	75	1,203	0	0	75	1,203	0	0
Emp & Training	0.08	27	85	321	0	0	85	321	0	0
Family Support	0.03	25	30	79	25	74	5	6	0	0
Prof Services	0.04	6	40	55	5	11	35	44	0	0
Supplemental Community	0.05	11	55	94	0	14	50	79	0	0
DIA	12.54	21	13,295	19,150	6,480	10,601	6,360	8,243	455	306
Regular AFDC	5.93	19	6,285	9,591	4,105	6,292	2,180	3,299	0	1
Employable AFDC	2.04	22	2,165	1,995	1,205	1,105	960	890	0	105
JA ChildCare-Chd	0.36	36	385	274	360	265	20	8	5	1
JOBS	0.58	24	615	294	15	5	600	289	0	0
Pregnancy Grant	0.12	23	130	112	15	14	115	98	0	0
GA-U and GA-X	0.59	25	625	824	5	1	615	820	5	3
Aged, Blind, Disbl	1.37	19	1,450	532	105	29	1,010	361	335	142
Food Assistance	11.15	21	11,825	5,405	6,025	2,884	5,515	2,365	285	156
Refugee Grant	0.10	11	105	115	10	7	85	105	10	3
DJR	0.04	21	45	726	30	493	15	234	0	0
Parole	0.02	11	20	89	15	57	10	32	0	0
Community Placemt	0.01	22	10	64	10	59	0	4	0	0
DJR Institutions	0.03	12	25	558	20	365	5	194	0	0
DJR Special TX	0.01	6	15	16	10	12	0	4	0	0
MAA	13.10	18	13,890	18,730	6,800	4,889	6,135	12,354	920	1,488
Eligible No Svc	1.64	20	1,735	0	1,060	0	600	0	40	0
Hosp Inpatient	1.31	19	1,385	5,894	235	1,304	1,010	4,407	140	183
ER-Output & Physn	4.69	17	4,970	1,254	2,615	493	2,290	752	65	9
Hosp Outpatient	2.94	20	3,115	1,361	900	289	1,955	985	265	86
Physician & Clinic	9.39	17	9,955	3,811	4,725	1,341	4,595	2,511	635	59
Psych Services	0.28	16	295	94	45	22	235	71	15	1
Prescriptions	8.89	18	9,420	2,928	4,345	393	4,300	1,864	770	671
Dental Care	3.89	18	4,125	806	1,965	279	1,920	469	240	58
Other Medical	5.55	23	5,880	1,945	1,690	654	3,695	1,070	495	221
EPSDT	2.47	17	2,615	179	2,205	153	410	24	0	0
HMOs	0.10	27	105	87	65	60	35	28	0	0
Medicare Part B	1.16	23	1,230	373	0	0	540	173	690	199
DXRA	0.77	11	810	134	330	34	450	98	35	1
Case Management	0.76	11	810	36	325	15	450	20	35	1
ESL Training	0.03	14	35	14	0	0	35	14	0	0
Employment Ser	0.07	15	75	55	0	0	75	55	0	0
Unaccompanied Minors	0.00	8	5	29	0	19	0	10	0	0
DVR	0.38	28	410	660	5	3	405	657	0	0
Regular Case Mgt	0.36	30	380	373	5	3	375	370	0	0
SE Case Mgt	0.03	2	30	19	0	0	30	19	0	0
Assess Job Skill	0.05	6	55	24	0	0	55	24	0	0
Medical/Psych Tx	0.15	35	155	52	5	1	155	51	0	0
Training & Educ	0.10	21	100	109	0	0	100	109	0	0
Personal Support	0.09	21	90	59	0	0	90	59	0	0
Work Support	0.05	25	50	25	0	0	50	25	0	0
MHD	1.20	26	1,275	10,096	725	703	885	8,878	165	516
Case Management	0.50	17	525	1,469	55	195	355	1,140	120	135
Crisis Services	0.20	28	215	43	25	12	175	29	10	2
CMHC Intake	0.35	33	370	52	105	16	190	23	75	13
Outpatient Tx	0.78	26	825	646	175	239	365	368	85	40
Medication Mgt	0.55	10	590	200	20	2	450	162	120	36
Day Treatment	0.24	13	250	508	10	101	230	386	10	22
State Institutions	0.13	10	140	5,170	0	0	130	4,926	5	243
CSTC	0.00	6	5	116	5	116	0	0	0	0
ITA-Comm Hosp	0.09	10	100	151	0	1	95	150	0	0
Adlt Res Tx Fac	0.01	4	10	175	0	0	10	175	0	0
DSHS Agency Total	17.18	21	18,210	96,015	8,860	19,295	8,105	67,370	1,125	9,337

Service costs in \$ thousands. Client counts rounded to nearest multiple of five.

White (NonHisp.) Clients	White (NonHisp.) Service Cost (\$000's)	Black (NonHisp.) Clients	Black (NonHisp.) Service Cost (\$000's)	Indian (NonHisp.) Clients	Indian (NonHisp.) Service Cost (\$000's)	Asian (NonHisp.) Clients	Asian (NonHisp.) Service Cost (\$000's)	Hispanic Clients	Hispanic Service Cost (\$000's)	Unknown Race Clients	Unknown Race Service Cost (\$000's)
800	7,924	20	73	10	59	10	109	5	8	35	109
200	10	5	0	5	0	0	0	0	0	5	0
170	505	15	35	5	17	5	4	0	7	5	13
230	884	0	11	0	8	5	41	0	1	0	12
10	5	0	0	0	0	0	0	0	0	0	0
35	33	0	0	0	0	0	0	0	0	0	0
400	6,475	0	26	5	33	5	64	0	0	5	78
25	5	0	0	0	0	0	0	0	0	20	5
510	372	30	18	40	24	5	4	10	35	0	0
60	61	0	2	5	3	0	0	0	0	0	0
205	37	10	2	20	3	0	0	5	0	0	0
50	135	0	1	5	9	0	0	0	30	0	0
325	90	15	5	25	8	5	4	10	4	0	0
5	5	0	1	0	0	0	0	0	0	0	0
185	44	25	6	10	1	0	0	5	1	0	0
1,765	1,616	155	197	115	332	50	71	30	35	305	202
1,360	207	115	19	70	12	35	5	20	3	165	21
165	354	15	30	5	3	5	2	0	0	30	13
100	0	0	0	5	0	5	0	0	0	5	0
10	6	5	4	0	0	0	0	0	0	0	1
35	49	5	5	5	2	5	2	0	0	0	4
155	438	25	92	40	206	0	20	10	17	10	42
10	170	0	10	5	51	0	42	0	0	0	9
30	125	0	3	5	9	0	0	0	1	15	16
70	87	5	6	15	17	0	0	5	7	80	101
125	168	25	27	5	9	5	1	5	7	0	3
670	34,093	15	755	10	105	10	215	10	50	10	112
355	0	10	0	5	0	10	0	10	0	5	0
310	32,525	5	632	0	105	0	211	0	0	0	105
70	1,093	5	70	0	0	0	0	0	40	0	0
75	279	5	34	0	0	0	0	5	8	0	0
25	70	0	1	0	0	0	3	0	0	0	6
35	51	0	1	0	0	0	0	0	1	5	1
45	75	5	18	0	0	0	0	0	0	5	0
10,955	15,557	605	1,031	660	1,053	580	1,006	220	320	275	184
5,025	7,643	440	663	405	602	295	489	115	173	10	21
1,840	1,682	45	30	95	93	110	124	35	29	40	37
225	173	15	10	15	14	5	2	0	0	125	76
525	249	25	10	15	8	35	20	10	6	0	0
120	99	0	2	5	2	5	4	5	5	0	0
500	722	25	26	30	37	15	17	10	13	50	8
1,265	464	40	12	25	8	75	36	15	3	25	8
9,900	4,431	565	277	595	289	515	289	195	89	55	30
80	86	0	1	0	0	15	25	0	0	5	3
35	567	5	71	5	88	0	0	0	0	0	0
15	76	5	11	0	3	0	0	0	0	0	0
5	50	0	4	0	9	0	0	0	0	0	0
20	431	5	55	0	72	0	0	0	0	0	0
10	10	0	1	0	5	0	0	0	0	0	0
11,560	15,914	625	760	710	863	575	657	290	293	130	244
1,430	0	120	0	70	0	60	0	35	0	15	0
1,160	4,996	60	239	85	270	35	139	35	102	10	148
4,200	1,067	240	63	285	70	110	25	115	23	25	4
2,640	1,169	135	72	160	55	90	36	60	17	30	11
8,235	3,145	385	133	575	248	445	169	225	83	90	33
270	87	10	4	5	1	5	1	5	0	0	1
7,880	2,567	380	89	460	84	430	145	190	26	80	16
3,465	682	170	21	160	33	215	45	70	11	45	14
4,940	1,646	265	102	275	86	250	82	110	20	40	9
2,065	143	130	8	190	12	105	7	95	6	25	2
85	65	20	22	0	0	0	0	0	0	0	0
1,140	347	15	5	15	4	35	8	5	2	20	6
490	73	5	1	5	0	295	59	0	0	20	1
490	21	5	0	5	0	295	14	0	0	20	1
25	9	0	1	0	0	10	4	0	0	0	0
60	43	0	0	0	0	15	12	0	0	0	0
0	0	0	0	0	0	5	29	0	0	0	0
360	580	15	38	15	14	5	3	10	17	5	8
340	334	10	12	15	12	5	2	10	6	5	7
25	13	5	3	0	0	0	1	0	2	0	0
45	20	5	3	0	0	0	0	0	1	0	0
140	46	10	3	5	1	0	0	5	1	0	1
90	91	10	12	0	0	0	0	5	5	0	0
85	55	0	3	0	1	0	0	5	0	0	0
40	20	5	3	0	0	0	0	0	2	0	0
1,080	8,982	45	795	40	122	30	87	70	72	10	38
465	1,348	25	63	10	30	10	7	10	11	5	10
180	37	10	1	5	1	5	1	15	3	0	0
300	41	10	2	10	2	10	1	40	5	0	0
705	571	20	18	40	27	20	13	35	15	5	2
530	186	15	6	15	4	15	3	10	1	5	0
230	451	10	42	0	2	5	1	5	10	0	2
125	4,504	10	574	0	36	0	35	0	0	0	0
5	116	0	0	0	0	0	0	0	0	0	0
85	140	5	5	0	1	5	3	0	1	5	1
10	174	0	0	0	0	0	0	0	1	0	0
14,825	85,679	795	3,739	830	2,661	690	2,210	395	822	675	697

Service costs in \$ thousands. Client counts rounded to nearest multiple of five.

District 32	Use Rate (%)	Rank	Total Clients	Total Service Cost (\$000's)	Age 0-17 Clients	Age 0-17 Service Cost (\$000's)	Age 18-64 Clients	Age 18-64 Service Cost (\$000's)	Age Over 64 Clients	Age Over 64 Service Cost (\$000's)
1992 Est. Pop. 100,701										
AASA	1.43	14	1,440	16,797	5	2	290	1,510	1,120	15,278
Case Mgt & Assmt	0.28	26	280	19	0	0	115	14	165	5
Chore Services	0.21	26	210	284	0	0	50	93	155	190
Personal Care	0.33	19	330	1,165	0	1	150	484	180	680
Adult Family Home	0.04	8	45	115	0	0	35	112	5	4
Congregate Care	0.06	15	65	110	0	0	40	77	20	34
Nursing Home	0.86	6	860	15,031	0	0	55	699	810	14,332
APS-Adult Prot	0.11	6	115	24	0	1	35	7	55	12
DASA	0.45	33	455	572	75	68	380	504	0	0
Detoxification	0.09	32	60	77	0	0	60	77	0	0
ADATSA Assessmnt	0.12	35	120	22	0	0	120	22	0	0
Residential Tx	0.14	22	135	262	20	56	115	206	0	0
Outpatient Tx	0.29	38	295	79	55	7	240	72	0	0
Methadone Tx	0.04	7	40	26	0	0	40	26	0	0
ADATSA Stipend	0.11	19	115	102	0	0	115	102	0	0
DCFS	1.25	42	1,255	1,854	1,120	1,779	125	71	0	0
CPS Acc Ref-Child	0.68	43	680	111	675	109	0	0	0	0
Family Rec Serv	0.08	40	85	170	80	169	0	1	0	0
First Steps	0.13	37	135	0	20	0	115	0	0	0
Home Services	0.01	38	5	10	5	9	0	0	0	0
Interm Care	0.01	39	10	9	10	9	0	0	0	0
Foster Care	0.16	43	160	678	155	612	5	66	0	0
Group TX Care	0.01	35	10	192	10	192	0	0	0	0
Adoption	0.03	37	35	170	30	166	0	4	0	0
Emp/Trng CC-Child	0.23	32	230	338	225	337	5	1	0	0
Therapy CC-Child	0.08	43	85	170	85	170	0	0	0	0
DDD	0.93	1	940	62,168	140	1,247	775	59,662	20	1,258
Case Management	0.42	8	420	0	105	0	305	0	10	0
RHC-Res Hab Ctr	0.42	1	420	49,194	10	951	405	47,182	10	1,061
Comm Residential	0.23	1	235	10,655	0	38	225	10,438	5	179
Emp & Training	0.20	2	200	1,081	0	0	195	1,063	5	18
Family Support	0.07	3	75	175	65	159	10	16	0	0
Prof Services	0.11	1	110	187	10	72	95	115	0	0
Supplemental Community	0.11	1	115	848	5	27	110	820	0	0
DIA	5.91	44	5,955	7,973	2,150	3,651	3,240	3,899	555	422
Regular AFDC	2.17	44	2,190	3,434	1,370	2,181	820	1,253	0	0
Employable AFDC	0.57	44	580	568	315	314	265	254	0	0
IA ChildCare-Chd	0.21	44	210	218	210	218	0	0	0	0
JOBS	0.24	44	245	113	5	1	240	111	0	0
Pregnancy Grant	0.04	45	45	38	0	3	45	35	0	0
GA-U and GA-X	0.55	28	555	785	0	1	545	775	10	10
Aged,Blind,Disbl	1.37	19	1,375	518	40	10	880	282	455	225
Food Assistance	4.71	44	4,740	2,166	1,940	916	2,490	1,064	315	186
Refugee Grant	0.10	11	100	118	15	6	80	110	5	2
DJR	0.02	41	20	285	15	198	5	87	0	0
Parole	0.01	26	5	18	5	10	5	8	0	0
Community Placmnt	0.00	41	5	56	0	19	5	37	0	0
DJR Institutions	0.01	41	10	209	10	169	0	40	0	0
DJR Special TX	0.00	33	0	2	0	0	0	1	0	0
MAA	7.26	42	7,315	12,553	2,390	2,056	3,560	8,373	1,415	2,133
Eligible No Svc	0.80	42	800	0	350	0	330	0	70	0
Hosp Inpatient	0.81	37	820	3,928	80	626	555	2,945	180	358
ER-Outpt & Physn	1.67	42	1,680	419	665	123	940	290	80	6
Hosp Outpatient	2.51	26	2,530	1,232	455	148	1,700	948	380	136
Physician&Clinic	5.09	40	5,130	1,853	1,540	362	2,660	1,368	930	123
Psych Services	0.18	32	185	60	20	16	155	43	5	0
Prescriptions	4.87	41	4,910	2,205	1,330	125	2,335	1,193	1,245	888
Dental Care	2.06	41	2,075	433	665	93	1,030	256	380	84
Other Medical	3.20	39	3,220	1,794	515	440	1,970	1,112	735	242
HPSDT	0.89	43	895	64	715	53	180	11	0	0
IMOs	0.09	29	95	95	70	70	25	25	0	0
Medicare Part B	1.56	12	1,575	470	0	0	560	183	1,015	286
DORA	0.52	18	525	131	170	47	310	81	45	2
Case Management	0.52	18	520	24	165	8	310	14	45	2
ESL Training	0.02	23	20	7	0	0	20	7	0	0
Employment Ser	0.08	12	80	61	0	1	75	60	0	0
Unaccompanied Minors	0.00	8	5	39	5	39	0	0	0	0
DVR	0.33	36	330	615	0	0	330	615	0	0
Regular Case Mgt	0.31	36	310	294	0	0	310	294	0	0
SE Case Mgt	0.02	7	25	23	0	0	25	23	0	0
Assess Job Skill	0.03	18	30	18	0	0	30	18	0	0
Medical/Psych Tx	0.14	38	145	61	0	0	145	61	0	0
Training & Educ	0.10	21	100	142	0	0	100	142	0	0
Personal Support	0.06	39	55	42	0	0	55	42	0	0
Work Support	0.05	25	50	34	0	0	50	34	0	0
MHD	1.03	31	1,040	4,737	215	879	645	3,358	185	800
Case Management	0.44	23	440	788	40	82	280	564	120	142
Crisis Services	0.14	34	135	42	5	3	110	34	15	5
CMHC Intake	0.41	29	410	61	110	14	195	27	105	20
Outpatient Tx	0.73	30	725	1,005	175	372	470	585	80	48
Medication Mgt	0.36	23	360	118	15	2	270	99	75	17
Day Treatment	0.22	14	220	697	70	311	145	371	5	15
State Institutions	0.04	35	40	1,391	0	0	30	1,158	5	233
CSTC	0.00	6	0	89	0	89	0	0	0	0
ITA-Comm Hosp	0.07	15	65	50	5	6	55	44	5	1
Adlt Res Tx Fac	0.00	7	0	0	0	0	0	0	0	0
DSHS Agency Total	9.99	42	10,055	107,685	1,470	9,929	4,820	78,161	1,670	19,585

Service costs in \$ thousands. Client counts rounded to nearest multiple of five.

White (NonHispanic) Clients	White (NonHispanic) Service Cost (\$000's)	Black (NonHispanic) Clients	Black (NonHispanic) Service Cost (\$000's)	Indian (NonHispanic) Clients	Indian (NonHispanic) Service Cost (\$000's)	Asian (NonHispanic) Clients	Asian (NonHispanic) Service Cost (\$000's)	Hispanic Clients	Hispanic Service Cost (\$000's)	Unknown Race Clients	Unknown Race Service Cost (\$000's)
1,275	15,758	20	24	5	70	50	446	10	44	80	395
250	16	10	0	0	0	10	2	0	0	5	0
190	261	10	6	0	0	5	11	5	4	5	3
280	875	5	18	0	13	35	229	0	2	10	28
40	112	5	2	0	0	0	1	0	0	0	0
55	92	5	5	0	4	0	0	0	7	0	2
820	14,348	5	51	5	54	15	196	5	31	20	351
60	12	0	1	0	0	0	0	0	0	50	11
390	500	30	39	15	17	10	2	10	13	0	1
55	68	5	6	0	1	0	0	5	1	0	1
105	19	10	2	5	1	0	0	0	0	0	0
120	229	10	14	5	11	0	0	5	8	0	0
250	70	20	5	10	2	5	0	5	2	0	0
40	25	0	0	0	0	0	0	0	0	0	0
95	88	10	9	5	3	0	1	0	1	0	0
815	1,193	160	318	40	92	55	41	30	48	155	162
455	75	65	10	20	4	35	6	5	1	100	14
60	137	5	4	5	2	5	5	0	0	5	23
105	0	10	0	0	0	5	0	10	0	0	0
5	5	5	4	0	0	0	0	0	0	0	0
10	9	0	0	0	0	0	0	0	0	0	0
90	403	35	105	15	63	10	28	5	39	10	40
10	151	0	34	0	0	0	0	0	0	0	7
20	108	5	28	0	4	0	0	0	0	10	30
150	214	35	55	10	16	5	2	5	7	30	43
45	85	30	76	0	3	0	0	0	0	5	6
835	57,877	30	2,211	10	373	20	645	10	180	35	882
380	0	10	0	5	0	15	0	5	0	0	0
395	46,079	15	1,687	0	239	5	475	5	119	5	595
210	9,689	10	452	0	122	5	127	0	51	5	215
185	993	5	39	0	10	5	29	0	9	0	0
55	138	0	7	0	0	0	0	0	1	20	29
95	164	5	6	0	2	0	0	0	0	5	15
100	785	5	21	0	0	5	14	0	0	5	28
4,345	5,681	435	679	105	128	805	1,222	145	160	120	104
1,590	2,537	250	377	40	55	230	365	60	72	15	29
420	417	30	19	15	19	95	109	10	6	5	1
135	133	30	38	5	3	10	12	5	7	25	25
170	76	35	20	5	1	25	11	10	2	5	1
35	31	0	0	0	0	5	3	5	2	0	1
410	594	30	35	10	10	85	124	10	12	5	9
965	298	40	12	15	4	290	179	25	10	45	16
3,475	1,556	380	169	90	37	625	334	130	48	45	21
25	29	5	7	0	0	65	82	0	0	0	0
10	168	5	12	0	0	0	46	5	59	0	0
5	14	0	4	0	0	0	0	0	0	0	0
5	38	0	6	0	0	0	12	0	0	0	0
5	115	0	2	0	0	0	34	5	58	0	0
0	1	0	0	0	0	0	0	0	0	0	0
5,585	9,701	450	763	115	339	855	1,312	170	260	145	177
595	0	70	0	15	0	80	0	25	0	15	0
635	2,987	50	283	20	172	75	357	25	91	15	38
1,295	332	180	50	40	9	110	19	40	5	20	4
1,970	908	150	95	45	23	255	161	60	23	55	21
3,800	1,309	320	116	80	62	700	283	120	48	110	35
155	50	10	6	5	1	10	3	0	0	0	1
3,710	1,776	285	52	70	21	665	285	95	34	80	38
1,515	302	115	20	35	5	330	91	35	6	40	8
2,480	1,506	175	96	50	43	405	86	55	48	60	14
640	46	100	7	20	1	80	6	35	2	15	1
60	59	30	33	0	0	0	2	0	0	0	1
1,420	426	20	5	5	2	70	19	10	2	50	16
150	31	20	4	0	0	350	96	0	0	5	0
150	7	20	1	0	0	345	17	0	0	5	0
10	3	5	1	0	0	5	3	0	0	0	0
25	22	5	2	0	0	50	37	0	0	0	0
0	0	0	0	0	0	5	39	0	0	0	0
285	507	15	31	5	12	15	27	5	4	10	33
265	250	10	11	5	5	15	14	5	4	10	10
20	20	5	3	0	0	0	0	0	0	0	0
20	12	5	2	0	0	5	3	0	0	0	0
130	56	0	1	5	2	5	0	0	1	5	1
80	107	5	8	5	4	5	6	0	0	5	18
45	33	5	2	0	1	0	3	0	0	5	3
40	27	5	4	0	0	5	2	0	0	0	1
830	4,101	60	399	25	79	35	53	65	119	30	47
375	667	20	26	10	8	10	4	30	71	0	1
110	33	10	3	5	1	5	1	5	3	0	0
320	49	20	3	15	2	10	1	45	6	5	1
605	853	40	68	20	26	25	35	35	20	5	3
305	101	25	8	5	3	5	4	10	2	0	0
195	607	10	44	5	30	5	4	5	4	0	9
35	1,278	5	110	0	0	0	3	0	0	0	0
0	62	0	28	0	0	0	0	0	0	0	0
40	36	0	2	0	3	0	0	0	0	25	9
0	0	0	0	0	0	0	0	0	0	0	0
7,470	95,517	660	4,478	170	1,112	1,020	3,889	275	887	465	1,801

Service costs in \$ thousands. Client counts rounded to nearest multiple of five.

District 33	Use Rate (%)	Rank	Total Clients	Total Service Cost (\$000's)	Age 0-17 Clients	Age 0-17 Service Cost (\$000's)	Age 18-64 Clients	Age 18-64 Service Cost (\$000's)	Age Over 64 Clients	Age Over 64 Service Cost (\$000's)
1992 Est. Pop. 104,672										
AASA	1.07	24	1,115	13,654	5	1	285	2,184	800	11,458
Case Mgt & Assmt	0.17	37	180	11	0	0	90	8	90	3
Chore Services	0.12	38	125	244	0	0	55	129	70	116
Personal Care	0.25	29	260	888	0	1	115	473	140	414
Adult Family Home	0.02	24	20	74	0	0	15	72	5	3
Congregate Care	0.10	10	105	168	0	0	40	79	60	89
Nursing Home	0.64	15	665	12,214	0	0	85	1,417	580	10,792
APS-Adult Prot	0.10	7	105	21	0	0	30	6	45	10
DASA	0.55	28	575	640	85	82	490	554	0	4
Detoxification	0.08	20	80	84	0	0	80	80	0	4
ADATSA Assessmnt	0.22	18	225	40	0	0	225	40	0	0
Residential Tx	0.13	25	135	280	20	72	115	208	0	0
Outpatient Tx	0.34	31	355	87	65	5	295	82	0	0
Methadone Tx	0.02	10	15	13	0	0	15	13	0	0
ADATSA Stipend	0.15	13	155	131	0	1	150	130	0	0
DCFS	2.53	24	2,650	2,650	2,345	2,398	255	32	5	2
CPS Acc Ref-Child	1.40	26	1,470	231	1,445	227	0	0	0	0
Family Rec Serv	0.22	9	235	331	215	322	5	2	0	0
First Steps	0.24	20	255	0	35	0	220	0	0	0
Home Services	0.02	33	20	22	10	12	10	8	0	0
Interim Care	0.04	17	40	33	40	33	0	0	0	0
Foster Care	0.47	17	490	933	480	913	10	18	0	1
Group TX Care	0.02	24	15	289	15	289	0	0	0	0
Adoption	0.02	45	20	40	20	40	0	0	0	0
Emp/Tmg CC-Child	0.36	22	370	446	360	442	10	3	0	1
Therapy CC-Child	0.20	14	215	326	205	320	0	0	0	0
DDI	0.33	29	345	4,883	115	243	225	4,589	5	47
Case Management	0.31	29	325	0	115	0	205	0	5	0
RHC-Res Hab Ctr	0.00	13	5	144	5	36	0	108	0	0
Comm Residential	0.09	13	90	3,667	5	93	90	3,542	0	32
Emp & Training	0.09	23	100	478	0	0	95	472	0	6
Family Support	0.03	25	35	124	30	111	5	9	0	0
Prof Services	0.05	3	50	71	0	0	50	71	0	0
Supplemental Community	0.09	4	100	378	5	2	95	367	0	9
DIA	10.34	29	10,820	16,283	5,255	9,143	5,240	6,943	310	198
Regular AFDC	5.16	24	5,405	8,108	3,495	5,258	1,910	2,850	0	0
Employable AFDC	1.33	30	1,395	1,247	750	663	645	583	0	1
IA ChildCare-Child	0.78	16	815	890	795	886	15	4	0	1
JOBS	0.57	26	600	316	10	3	590	313	0	0
Pregnancy Grant	0.12	23	130	114	10	12	115	102	0	0
GA-U and GA-X	0.61	22	640	874	5	5	630	864	5	4
Aged,Blind,Disabl	0.88	36	915	353	75	19	605	224	235	90
Food Assistance	9.07	29	9,500	4,300	4,700	2,289	4,625	1,913	175	99
Refugee Grant	0.06	20	65	77	10	7	50	68	5	2
DJR	0.05	15	50	1,037	40	787	10	250	0	0
Parole	0.02	11	20	83	15	65	5	18	0	0
Community Placmt	0.01	22	10	135	5	62	5	73	0	0
DJR Institutions	0.04	7	35	803	30	643	10	159	0	0
DJR Special TX	0.01	6	10	17	10	17	0	0	0	0
MAA	10.78	26	11,280	16,636	5,420	4,003	4,865	11,074	265	1,559
Eligible No Svc	1.52	24	1,595	0	975	0	540	0	45	0
Hosp Inpatient	1.18	25	1,235	5,934	205	1,397	865	4,326	165	210
ER-Output & Physn	3.93	20	4,115	1,176	2,075	419	1,980	752	65	5
Hosp Outpatient	2.63	25	2,755	1,313	810	265	1,705	947	235	101
Physician&Clinic	7.59	26	7,945	3,042	3,585	797	3,725	2,188	635	57
Psych Services	0.26	19	265	60	30	17	200	41	35	2
Prescriptions	7.43	26	7,775	2,126	3,255	258	3,655	1,163	865	705
Dental Care	3.13	28	3,275	627	1,500	208	1,425	353	345	67
Other Medical	4.55	30	4,760	1,786	1,310	434	2,900	1,161	550	191
EPSDT	2.03	24	2,125	145	1,730	122	390	23	0	0
HMOs	0.15	20	155	132	105	87	55	45	0	0
Medicare Part B	0.95	30	1,000	295	0	0	240	75	760	221
DORA	0.55	16	575	76	215	10	330	65	30	2
Case Management	0.55	16	575	25	215	10	330	14	30	2
ESL Training	0.03	14	30	8	0	0	30	8	0	0
Employment Ser	0.04	23	40	33	0	0	40	33	0	0
Unaccompanied Minors	0.00	8	0	10	0	0	0	10	0	0
DVR	0.37	31	385	639	0	0	385	639	0	0
Regular Case Mgt	0.36	30	375	342	0	0	375	342	0	0
SE Case Mgt	0.01	21	10	12	0	0	10	12	0	0
Assess Job Skill	0.06	5	65	29	0	0	65	29	0	0
Medical/Psych Tx	0.16	31	170	66	0	0	170	66	0	0
Training & Educ	0.09	25	90	116	0	0	90	116	0	0
Personal Support	0.07	31	75	43	0	0	75	43	0	0
Work Support	0.05	25	55	31	0	0	55	31	0	0
MHD	0.95	35	990	4,750	125	388	710	3,358	160	1,003
Case Management	0.38	34	400	1,778	30	93	245	1,191	125	494
Crisis Services	0.36	17	380	122	55	96	305	79	15	5
CMBIC Intake	0.24	40	250	39	40	5	160	24	50	10
Outpatient Tx	0.57	37	600	596	85	113	410	409	105	74
Medication Mgt	0.33	27	340	182	1	1	255	137	75	43
Day Treatment	0.17	27	180	384	15	108	125	215	40	61
State Institutions	0.05	30	50	1,391	0	0	40	1,076	10	315
CSTC	0.00	6	0	28	0	28	0	0	0	0
ITA-Comm Hosp	0.07	15	75	81	0	2	70	79	5	0
Adlt Res Tx Fac	0.00	7	0	0	0	0	0	0	0	0
DSHS Agency Total	14.92	28	15,620	61,248	7,550	17,254	6,815	29,687	1,130	14,273

Service costs in \$ thousands. Client counts rounded to nearest multiple of five.

White (NonHispanic) Clients	White (NonHispanic) Service Cost (\$000's)	Black (NonHispanic) Clients	Black (NonHispanic) Service Cost (\$000's)	Indian (NonHispanic) Clients	Indian (NonHispanic) Service Cost (\$000's)	Asian (NonHispanic) Clients	Asian (NonHispanic) Service Cost (\$000's)	Hispanic Clients	Hispanic Service Cost (\$000's)	Unknown Race Clients	Unknown Race Service Cost (\$000's)
940	12,187	60	640	10	37	20	236	15	240	75	314
150	8	20	1	5	0	5	1	0	1	0	0
110	210	10	18	0	0	5	12	0	3	0	2
215	702	20	73	5	4	10	77	0	10	10	22
20	73	0	1	0	0	0	0	0	0	0	0
85	136	5	6	5	7	0	2	0	2	10	15
610	11,016	25	538	0	26	5	144	10	225	15	264
50	9	5	1	0	0	0	0	0	0	50	10
450	518	75	77	20	27	5	1	25	16	0	0
65	71	5	8	5	2	0	0	5	3	0	0
180	32	35	7	5	1	0	0	10	1	0	0
100	227	25	32	5	15	0	0	5	6	0	0
275	69	50	13	10	1	5	1	20	3	0	0
15	12	0	1	0	0	0	0	0	0	0	0
125	107	15	13	5	8	0	0	5	3	0	0
1,625	1,583	430	624	60	36	50	30	55	116	425	261
975	149	190	41	35	5	30	3	20	3	220	28
160	290	30	19	5	2	5	2	5	3	35	15
190	0	30	0	5	0	15	0	10	0	5	0
15	14	10	8	0	0	0	0	0	0	0	0
30	29	10	4	0	0	0	0	0	0	0	0
280	515	140	269	25	27	5	10	20	74	20	38
15	201	5	77	0	0	0	11	0	0	0	0
10	17	5	7	0	0	0	0	0	0	5	16
125	159	100	121	0	0	0	2	10	11	140	153
130	209	55	79	5	2	0	0	10	25	15	11
300	4,440	20	286	0	66	10	0	5	0	10	91
290	0	15	0	0	0	10	0	5	0	5	0
5	144	0	0	0	0	0	0	0	0	0	0
80	3,353	5	221	0	60	0	0	0	0	5	34
95	459	0	9	0	6	0	0	0	0	0	4
30	113	0	9	0	0	0	0	0	0	0	2
45	59	5	6	0	0	0	0	0	0	0	6
90	291	5	41	0	0	0	0	0	0	5	45
7,645	11,214	1,645	2,934	195	329	635	1,057	355	516	345	232
3,725	5,510	1,085	1,705	130	181	270	440	190	267	0	4
1,055	913	110	135	25	26	120	141	60	43	10	14
380	440	155	206	10	9	10	11	20	31	235	193
390	203	125	65	15	8	45	25	25	14	0	0
105	93	15	11	5	3	5	2	5	4	0	0
505	717	60	67	10	11	35	64	10	14	20	1
690	238	75	22	15	3	95	58	20	5	20	7
6,925	3,044	1,520	741	180	87	535	280	320	138	20	10
35	41	5	3	0	0	25	32	0	0	0	2
30	550	15	414	0	2	0	8	0	14	0	48
15	59	5	14	0	2	0	8	0	0	0	0
10	101	5	33	0	0	0	0	0	0	0	0
20	375	15	365	0	0	0	0	0	14	0	48
10	15	0	2	0	0	0	0	0	0	0	0
8,230	12,286	1,615	2,368	200	289	680	897	450	633	115	162
1,110	0	285	0	35	0	75	0	75	0	10	0
910	4,143	175	1,028	20	106	60	297	55	298	15	62
2,985	883	725	194	85	19	125	31	175	41	30	7
1,980	931	475	181	35	46	135	98	105	44	25	11
5,680	2,193	1,190	447	125	51	540	206	315	119	90	26
240	56	10	2	5	1	0	0	5	1	5	1
5,665	1,748	1,130	136	125	24	500	126	275	46	75	27
2,380	472	465	65	55	10	225	52	120	20	30	8
3,540	1,417	635	208	80	25	285	69	175	52	45	14
1,405	96	445	31	35	2	110	7	115	8	15	1
100	82	45	44	0	3	5	1	5	1	5	1
895	265	35	11	5	1	30	9	15	4	20	5
265	31	5	3	0	0	290	42	0	0	15	1
265	11	5	0	0	0	290	13	0	0	15	1
15	4	0	0	0	0	15	5	0	0	0	0
20	16	5	3	0	0	15	14	0	0	0	0
0	0	0	0	0	0	0	10	0	0	0	0
125	545	30	39	10	10	5	5	10	15	10	24
315	286	30	24	10	8	5	5	10	8	10	11
10	12	0	0	0	0	0	0	0	0	0	0
55	24	10	5	0	0	0	0	0	0	0	0
140	59	20	3	5	0	5	0	5	2	5	1
80	96	5	3	0	1	0	0	5	5	0	10
60	40	5	1	5	0	0	0	0	1	0	0
45	28	5	2	0	0	0	0	0	0	0	1
740	4,166	65	240	30	82	25	30	120	147	10	85
330	1,575	20	25	10	26	10	13	30	66	0	73
280	94	30	8	15	3	10	4	35	14	0	0
175	29	15	2	5	1	5	1	45	6	0	0
460	510	30	22	15	10	15	8	75	44	0	1
285	163	15	5	5	2	15	3	20	5	5	3
155	305	15	48	5	13	0	0	5	13	0	5
45	1,286	5	77	0	28	0	0	0	0	0	0
0	28	0	0	0	0	0	0	0	0	0	0
60	73	10	5	0	0	0	0	0	0	5	2
0	0	0	0	0	0	0	0	0	0	0	0
10,885	47,521	2,090	7,626	265	878	815	2,307	640	1,699	930	1,218

Service costs in \$ thousands. Client counts rounded to nearest multiple of five.

District 34	Use Rate (%)	Rank	Total Clients	Total Service Cost (\$000's)	Age 0-17 Clients	Age 0-17 Service Cost (\$000's)	Age 18-64 Clients	Age 18-64 Service Cost (\$000's)	Age Over 64 Clients	Age Over 64 Service Cost (\$000's)
1992 Est.Pop. 102,199										
AASA	0.87	32	895	8,803	0	8	215	1,384	660	7,407
Case Mgt & Assmt	0.21	34	215	13	0	0	90	10	120	3
Chore Services	0.14	35	140	251	0	0	55	124	85	127
Personal Care	0.22	34	225	909	0	7	90	365	130	537
Adult Family Home	0.01	36	15	11	0	0	10	11	0	0
Congregate Care	0.02	36	20	26	0	0	10	20	5	6
Nursing Home	0.48	23	495	7,541	0	0	55	837	440	6,704
APS-Adult Prot	0.08	13	85	20	0	0	25	5	45	11
DASA	0.54	29	550	627	85	38	465	589	0	0
Detoxification	0.07	24	75	114	0	0	75	114	0	0
ADATSA Assessmnt	0.18	26	180	34	0	0	180	34	0	0
Residential Tx	0.14	22	145	232	10	27	135	205	0	0
Outpatient Tx	0.34	31	350	79	75	8	270	71	0	0
Methadone Tx	0.02	10	25	22	0	0	25	22	0	0
ADATSA Stipend	0.15	13	150	143	0	0	150	143	0	0
DCFS	1.64	40	1,675	2,481	1,480	2,427	165	40	0	0
CPS Acc Ref-Chld	0.94	40	955	161	915	157	0	0	0	0
Family Rec Serv	0.12	31	120	135	115	133	5	2	0	0
First Steps	0.16	33	160	0	20	0	140	0	0	0
Home Services	0.03	31	25	34	20	22	5	4	0	0
Interim Care	0.03	23	25	42	25	42	0	0	0	0
Foster Care	0.31	30	315	809	300	776	10	33	0	0
Group TX Care	0.03	18	30	649	30	649	0	0	0	0
Adoption	0.03	37	30	55	30	55	0	0	0	0
Emp/Trng CC-Chld	0.20	35	205	295	200	294	5	1	0	0
Therapy CC-Chld	0.14	26	145	302	140	300	0	1	0	0
DDD	0.23	43	240	2,075	90	74	150	2,001	0	0
Case Management	0.23	42	230	0	90	0	145	0	0	0
RHC-Res Hab Ctr	0.00	13	0	0	0	0	0	0	0	0
Comm Residential	0.05	31	55	1,500	0	0	55	1,500	0	0
Emp & Training	0.07	32	75	357	0	0	75	357	0	0
Family Support	0.02	37	20	40	20	39	0	0	0	0
Prof Services	0.02	16	20	66	0	34	20	31	0	0
Supplemental Community	0.03	22	30	102	0	0	30	102	0	0
DIA	8.91	36	8,180	13,125	3,525	6,876	4,180	5,995	405	254
Regular AFDC	3.84	35	3,930	6,253	2,510	4,003	1,420	2,251	0	0
Employable AFDC	0.85	39	865	907	455	481	410	426	0	0
IA ChildCare-Chd	0.52	27	535	588	515	584	15	3	0	0
JOBS	0.43	34	440	269	10	4	430	264	0	0
Pregnancy Grant	0.09	34	95	94	10	10	85	84	0	0
GA-U and GA-X	0.60	23	610	876	0	0	610	873	5	3
Aged,Blnd,Disbl	1.07	34	1,090	378	55	15	740	262	295	102
Food Assistance	6.90	36	7,055	3,591	3,220	1,770	3,575	1,675	260	146
Refugee Grant	0.10	11	100	118	10	7	85	107	5	3
DJR	0.03	30	30	621	25	502	5	119	0	0
Parole	0.01	26	15	42	10	28	5	13	0	0
Community Placmnt	0.00	41	0	37	0	37	0	0	0	0
DJR Institutions	0.03	12	25	529	20	424	5	105	0	0
DJR Special TX	0.01	6	5	14	5	13	0	0	0	0
NAA	8.46	36	8,645	13,169	3,730	2,607	3,975	9,334	880	1,227
Eligible No Svc	1.09	36	1,115	0	560	0	450	0	45	0
Hosp Inpatient	0.88	34	900	4,912	125	878	655	3,877	120	157
ER-Output & Physn	2.52	36	2,575	720	1,200	238	1,320	478	55	4
Hosp Outpatient	2.18	33	2,225	1,136	565	170	1,450	886	215	80
Physician&Clinic	5.94	35	6,075	2,331	2,490	534	3,015	1,743	570	54
Psych Services	0.21	28	210	77	35	26	160	51	15	0
Prescriptions	5.70	36	5,830	1,926	2,185	190	2,885	1,177	760	559
Dental Care	2.41	35	2,465	480	1,090	142	1,165	278	210	60
Other Medical	3.36	38	3,435	1,112	780	269	2,200	717	460	125
EPSDT	1.33	35	1,355	93	1,105	78	250	15	0	0
HMOs	0.12	21	120	123	80	82	40	41	0	0
Medicare Part B	0.87	34	885	257	0	0	240	70	645	187
DORA	0.81	9	830	101	320	20	470	78	40	2
Case Management	0.81	9	825	38	320	15	470	21	40	2
ESL Training	0.04	13	40	9	0	0	40	9	0	0
Employment Ser	0.06	20	60	47	0	0	60	47	0	0
Unaccompanied Minors	0.00	8	0	7	0	5	0	2	0	0
DVR	0.36	32	370	583	5	5	365	576	0	2
Regular Case Mgt	0.35	33	360	337	5	3	355	333	0	1
SE Case Mgt	0.01	21	15	14	0	0	15	14	0	0
Assess Job Skill	0.03	18	30	19	0	0	30	19	0	0
Medical/Psych Tx	0.15	35	155	52	0	1	155	51	0	0
Training & Educ	0.08	36	85	95	0	2	85	93	0	0
Personal Support	0.07	31	75	32	0	0	75	32	0	0
Work Support	0.06	19	55	34	0	0	55	34	0	0
MHD	0.88	38	900	4,855	130	822	620	3,093	150	940
Case Management	0.39	30	400	1,228	45	93	245	975	105	160
Crisis Services	0.35	19	360	87	55	17	290	67	15	2
CMHC Intake	0.24	40	245	46	35	6	145	24	65	16
Outpatient Tx	0.58	36	595	993	85	152	395	578	115	263
Medication Mgt	0.33	27	330	196	15	3	240	129	80	64
Day Treatment	0.15	29	150	394	25	208	100	171	25	15
State Institutions	0.03	39	30	1,371	0	0	25	955	5	416
CSTC	0.01	1	5	280	5	280	0	0	0	0
ITA-Comm Hosp	0.06	21	60	127	5	62	50	64	5	1
Adlt Res Tx Fac	0.00	7	0	0	0	0	0	0	0	0
DSHS Agency Total	11.44	37	11,685	46,438	5,035	13,380	5,420	23,208	1,060	9,832

Service costs in \$ thousands. Client counts rounded to nearest multiple of five.

White (NonHisp.) Clients	White (NonHisp.) Service Cost (\$000's)	Black (NonHisp.) Clients	Black (NonHisp.) Service Cost (\$000's)	Indian (NonHisp.) Clients	Indian (NonHisp.) Service Cost (\$000's)	Asian (NonHisp.) Clients	Asian (NonHisp.) Service Cost (\$000's)	Hispanic Clients	Hispanic Service Cost (\$000's)	Unknown Race Clients	Unknown Race Service Cost (\$000's)
775	8,110	20	190	10	123	25	156	10	106	55	118
185	11	10	1	5	0	5	0	5	0	5	0
130	229	5	8	0	4	0	10	0	0	0	0
185	708	5	41	5	13	15	127	5	20	0	1
15	11	0	0	0	0	0	0	0	0	0	0
15	25	0	1	0	0	0	0	0	0	0	0
460	7,085	10	138	5	106	5	19	5	86	10	107
40	10	0	0	0	0	0	0	0	0	40	10
415	473	60	82	40	51	0	0	30	19	0	2
65	95	5	17	5	2	0	0	0	0	0	0
135	25	25	4	15	3	0	0	10	1	0	0
100	161	20	28	15	31	0	0	5	10	0	2
265	60	35	10	25	7	0	0	20	2	0	0
20	19	0	1	0	1	0	0	0	0	0	0
115	109	25	22	5	7	0	0	5	5	0	0
925	1,547	225	414	100	120	90	77	55	110	285	213
545	94	120	22	50	9	55	8	20	4	165	24
80	97	15	9	5	2	5	2	5	3	15	23
115	0	15	0	5	0	15	0	10	0	0	0
15	22	10	9	0	2	0	0	0	0	0	1
20	27	5	3	0	4	0	0	5	3	0	2
155	459	75	146	40	67	15	49	20	69	10	20
25	529	5	88	0	14	0	0	0	17	0	0
15	34	0	0	0	0	0	0	5	5	10	17
75	113	30	54	5	8	5	6	5	1	80	113
85	173	35	81	10	13	5	12	10	8	5	14
210	2,020	15	24	0	0	10	23	5	6	0	1
200	0	15	0	0	0	10	0	5	0	0	0
0	0	0	0	0	0	0	0	0	0	0	0
50	1,468	0	15	0	0	0	17	0	0	0	0
70	339	0	7	0	0	0	6	0	5	0	0
15	37	0	0	0	0	0	0	0	1	0	1
20	64	0	1	0	0	0	0	0	0	0	0
30	102	0	0	0	0	0	0	0	0	0	0
5,270	8,074	995	1,895	280	490	1,050	1,942	365	586	225	137
2,395	3,773	635	1,029	185	299	510	848	200	294	10	11
505	492	75	70	15	15	225	281	40	40	5	9
270	303	115	132	10	7	20	17	15	30	110	100
270	172	80	44	20	8	45	28	25	15	0	2
70	65	10	11	5	7	10	9	0	2	0	0
475	682	60	86	10	15	40	60	20	33	5	1
830	283	55	21	25	8	130	49	40	12	15	5
4,600	2,259	930	489	240	129	935	545	335	139	15	9
20	24	10	9	0	0	65	85	0	0	0	0
15	339	10	169	0	24	0	75	0	8	0	6
5	11	5	13	0	8	0	0	0	7	0	3
0	6	0	0	0	0	0	31	0	0	0	0
15	313	10	156	0	16	0	40	0	1	0	3
5	9	0	0	0	0	0	4	0	0	0	0
5,850	9,622	970	1,279	275	483	1,060	1,164	415	551	75	63
745	0	150	0	35	0	105	0	65	0	15	0
660	3,626	85	492	30	247	75	275	50	256	5	15
1,800	536	360	93	105	25	165	35	135	31	10	2
1,575	833	270	106	60	23	200	121	100	46	15	6
4,040	1,387	620	221	195	76	875	328	295	105	45	14
180	70	15	4	5	0	10	1	5	2	0	0
3,945	1,508	600	106	190	43	810	212	240	48	45	11
1,610	320	255	39	85	16	400	87	95	15	15	3
2,445	817	345	139	105	38	375	83	145	30	25	5
825	56	195	14	45	3	180	13	110	7	5	0
55	53	55	57	5	8	0	0	5	4	0	1
780	225	25	7	15	4	35	10	20	7	15	5
115	12	35	5	0	0	675	83	5	0	0	0
115	4	35	2	0	0	670	32	5	0	0	0
10	2	0	1	0	0	30	6	0	0	0	0
10	6	5	3	0	0	50	39	0	0	0	0
0	0	0	0	0	0	0	7	0	0	0	0
320	520	20	16	15	16	5	9	10	10	5	12
310	294	20	14	15	13	5	4	10	9	5	4
15	14	0	0	0	0	0	0	0	0	0	0
25	17	0	1	0	0	0	1	0	0	0	0
140	49	5	1	5	1	0	0	5	1	0	0
80	84	0	0	0	1	0	4	0	0	0	6
65	28	5	0	0	1	0	1	0	0	0	2
55	34	0	1	0	0	0	0	0	0	0	0
670	3,962	60	397	30	100	40	79	85	219	15	98
320	1,019	30	99	5	34	15	38	20	37	0	2
250	63	25	6	20	4	15	4	45	10	5	0
180	36	20	3	5	0	10	2	35	5	0	0
460	875	30	43	15	14	30	22	60	37	0	2
275	176	20	10	5	1	20	4	10	5	0	1
130	327	10	35	0	3	5	2	5	27	0	0
25	1,080	5	198	0	5	0	0	0	0	0	89
5	153	0	0	0	39	0	0	0	88	0	0
35	102	5	4	0	0	5	8	5	10	10	4
0	0	0	0	0	0	0	0	0	0	0	0
7,625	34,685	1,230	4,472	395	1,406	1,245	3,609	580	1,614	615	651

Service costs in \$ thousands. Client counts rounded to nearest multiple of five.

District 35	Use Rate (%)	Rank	Total Clients	Total Service Cost (\$000's)	Age 0-17 Clients	Age 0-17 Service Cost (\$000's)	Age 18-64 Clients	Age 18-64 Service Cost (\$000's)	Age Over 64 Clients	Age Over 64 Service Cost (\$000's)
1992 Est. Pop. 106,425										
AASA	1.41	15	1,495	10,907	10	23	380	1,883	1,100	9,000
Case Mgt & Assmt	0.56	10	600	31	5	1	205	18	390	13
Chore Services	0.43	5	460	796	0	3	120	228	340	565
Personal Care	0.47	9	500	1,729	5	15	210	675	285	1,039
Adult Family Home	0.02	24	20	18	0	0	15	8	5	10
Congregate Care	0.06	15	70	112	0	0	20	40	50	71
Nursing Home	0.55	19	580	8,207	0	4	70	908	510	7,294
APS-Adult Prot	0.08	13	80	13	0	0	30	5	45	7
DASA	0.76	18	805	703	140	85	655	609	5	3
Detoxification	0.09	19	100	77	0	0	100	75	0	2
ADATSA Assessmnt	0.29	9	315	55	5	0	305	55	0	0
Residential Tx	0.20	12	210	323	25	67	175	249	0	0
Outpatient Tx	0.51	19	545	211	120	16	420	194	5	1
Methadone Tx	0.01	16	10	15	0	0	10	15	0	0
ADATSA Stipend	0.03	36	30	21	0	0	30	21	0	0
DCFS	2.99	17	3,180	2,823	2,870	2,718	250	95	5	1
CPS Acc Ref-Chld	1.98	11	2,105	312	2,040	304	10	1	0	0
Family Rec Serv	0.19	15	205	142	195	137	5	2	0	1
First Steps	0.21	24	225	0	45	0	180	0	0	0
Home Services	0.05	25	55	25	40	13	20	11	0	0
Interim Care	0.04	17	45	131	45	131	0	0	0	0
Foster Care	0.46	18	485	1,487	450	1,411	30	77	0	0
Group TX Care	0.01	35	15	98	15	98	0	0	0	0
Adoption	0.05	21	55	131	55	131	0	0	0	0
Emp/Tmg C.C-Child	0.33	24	350	325	345	322	5	4	0	0
Therapy CC-Child	0.16	21	165	172	165	172	0	0	0	0
DDD	0.34	26	365	5,867	110	1,093	245	4,701	5	74
Case Management	0.31	29	325	0	100	0	220	0	5	0
RHC-Res Hab Ctr	0.03	7	30	3,309	10	1,030	20	2,480	0	0
Comm Residential	0.11	9	115	1,750	0	0	110	1,693	0	57
Emp & Training	0.14	4	150	482	0	0	145	465	5	16
Family Support	0.03	25	35	68	30	58	5	10	0	0
Prof Services	0.02	16	20	20	5	5	15	15	0	0
Supplemental Community	0.03	22	30	38	0	0	30	37	0	1
DIA	15.06	17	16,025	21,551	2,470	11,391	8,035	9,851	510	308
Regular AFDC	6.46	17	6,880	9,803	4,445	6,375	2,435	3,428	0	0
Employable AFDC	2.45	16	2,610	2,302	1,405	1,228	1,200	1,072	0	1
IA ChildCare-Chd	0.64	22	680	407	665	401	15	6	0	0
JOBS	0.60	22	640	267	15	3	630	264	0	0
Pregnancy Grant	0.14	19	145	134	15	11	130	123	0	0
GA-U and GA-X	0.83	15	880	1,248	5	2	875	1,244	0	2
Aged Blind, Disbl	1.52	16	1,620	543	135	27	1,135	404	345	112
Food Assistance	13.77	17	14,650	6,716	6,970	3,343	7,350	3,179	320	194
Refugee Grant	0.03	30	25	39	0	0	25	39	0	0
DJR	0.07	7	75	1,256	60	1,072	15	182	0	0
Parole	0.03	6	35	134	20	78	15	56	0	0
Community Placmt	0.02	9	20	274	20	231	0	43	0	0
DJR Institutions	0.04	7	45	831	40	750	5	82	0	0
DJR Special TX	0.01	6	10	17	10	15	0	2	0	0
MAA	14.34	17	15,260	25,195	7,520	9,483	6,530	13,753	1,190	1,953
Eligible No Svc	1.22	31	1,300	0	730	0	515	0	30	0
Hosp Inpatient	1.15	26	1,225	5,904	205	1,827	795	3,812	225	266
ER-Output & Physn	3.26	25	3,470	734	1,600	245	1,765	482	110	8
Hosp Outpatient	2.72	23	2,895	1,230	675	236	1,825	883	395	111
Physician&Clinic	7.61	25	8,095	2,820	3,365	736	3,940	2,013	790	70
Psych Services	0.27	17	290	70	60	26	215	43	15	1
Prescriptions	10.04	17	10,690	3,200	4,775	401	4,865	1,862	1,050	937
Dental Care	4.13	17	4,400	955	2,125	326	2,000	572	275	57
Other Medical	9.26	6	9,850	5,282	4,555	2,719	4,560	2,341	730	223
EPSDT	1.61	31	1,710	111	1,455	97	255	14	0	0
HMOs	4.74	1	5,050	4,484	3,205	2,876	1,840	1,608	0	0
Medicare Part B	1.27	20	1,355	406	0	0	405	125	950	281
LDORA	0.22	32	240	29	85	4	145	24	10	1
Case Management	0.23	32	240	11	85	4	145	7	10	1
ESL Training	0.01	26	15	4	0	0	15	4	0	0
Employment Ser	0.02	32	20	14	0	0	20	14	0	0
Unaccompanied Minors	0.00	8	0	0	0	0	0	0	0	0
DVR	0.50	17	535	760	0	1	530	756	5	3
Regular Case Mgt	0.49	17	520	447	0	0	515	445	5	2
SE Case Mgt	0.01	21	15	13	0	0	15	13	0	0
Assess Job Skill	0.02	30	20	8	0	0	20	8	0	0
Medical/Psych Tx	0.25	13	265	76	0	0	260	75	0	0
Training & Educ	0.11	18	115	113	0	0	115	113	0	0
Personal Support	0.11	15	120	80	0	0	120	80	0	0
Work Support	0.05	25	55	21	0	0	55	21	0	0
MHD	1.30	22	1,380	4,505	360	954	840	3,032	180	519
Case Management	0.48	19	515	932	155	306	265	559	95	67
Crisis Services	0.44	16	475	131	105	132	315	76	55	13
CMHC Intake	0.42	28	445	71	155	24	250	40	40	7
Outpatient Tx	0.74	29	790	648	210	195	515	433	65	19
Medication Mgt	0.32	30	340	152	25	3	270	138	45	11
Day Treatment	0.20	20	215	661	50	139	135	423	35	99
State Institutions	0.06	26	60	1,550	0	0	50	1,252	10	299
CSTC	0.01	1	5	256	5	256	0	0	0	0
I/A-Comm Hosp	0.05	28	50	65	0	8	40	52	5	5
Adlt Res Tx Fac	0.00	7	0	0	0	0	0	0	0	0
DSHS Agency Total	20.24	17	21,535	73,596	10,245	26,830	9,600	34,887	1,575	11,861

Service costs in \$ thousands. Client counts rounded to nearest multiple of five.

White (NonHisp.) Clients	White (NonHisp.) Service Cost (\$000's)	Black (NonHisp.) Clients	Black (NonHisp.) Service Cost (\$000's)	Indian (NonHisp.) Clients	Indian (NonHisp.) Service Cost (\$000's)	Asian (NonHisp.) Clients	Asian (NonHisp.) Service Cost (\$000's)	Hispanic Clients	Hispanic Service Cost (\$000's)	Unknown Race Clients	Unknown Race Service Cost (\$000's)
1,415	10,474	25	177	35	140	10	68	5	17	15	31
575	30	10	0	15	0	0	0	0	0	0	0
425	728	5	6	20	43	0	2	0	3	10	14
475	1,621	10	43	10	32	5	30	0	2	0	0
20	18	0	0	0	0	0	0	0	0	0	0
65	107	0	5	0	0	0	0	0	0	0	0
565	7,957	10	123	5	64	0	36	0	11	0	16
75	12	0	0	5	0	0	0	0	0	5	0
705	616	25	30	55	40	5	0	20	15	0	1
90	66	5	6	5	5	0	0	0	1	0	0
280	49	15	2	15	3	0	0	5	1	0	0
180	288	10	11	15	21	0	0	0	3	0	0
475	186	15	8	35	9	5	0	15	8	0	1
10	11	0	2	0	0	0	0	0	2	0	0
20	15	5	2	5	4	0	0	0	1	0	0
2,540	2,155	110	171	120	282	40	36	65	98	310	81
1,650	250	75	11	60	9	15	3	30	5	275	35
170	112	5	2	5	9	5	1	5	5	20	14
195	0	0	0	10	0	10	0	10	0	0	0
50	22	5	1	0	0	0	1	0	0	0	0
35	109	0	7	5	8	0	0	0	7	0	0
385	1,072	25	116	40	214	10	25	20	49	5	11
10	85	0	0	0	9	0	0	0	4	0	0
35	86	5	5	5	18	0	5	0	5	10	12
320	306	10	7	10	6	0	0	10	6	0	1
130	114	10	22	10	10	0	0	10	18	5	8
340	5,522	5	196	5	24	5	12	0	0	0	113
310	0	5	0	5	0	5	0	0	0	0	0
30	3,284	0	113	0	0	0	0	0	0	0	113
110	1,659	0	66	0	20	0	5	0	0	0	0
140	455	5	16	0	4	5	6	0	0	0	0
35	68	0	0	0	0	0	0	0	0	0	0
15	19	0	0	0	0	0	0	0	0	0	0
30	38	0	0	0	0	0	0	0	0	0	0
13,960	18,760	535	784	690	875	360	658	330	422	145	51
5,960	8,466	270	412	290	446	180	246	175	231	0	1
2,270	1,965	85	73	105	106	105	115	45	41	0	1
540	337	20	14	20	13	5	1	10	4	85	36
580	243	30	10	15	4	10	4	15	5	0	0
130	117	5	5	10	8	0	1	5	2	0	0
800	1,170	20	27	15	25	20	15	5	9	15	3
1,460	481	25	9	50	14	55	35	15	3	10	2
12,840	5,899	510	230	550	257	425	200	310	125	15	5
0	0	0	0	0	0	25	38	0	0	0	1
60	985	0	44	5	102	0	17	5	94	0	15
25	111	0	4	5	11	0	0	0	3	0	4
20	222	0	8	0	0	0	0	0	34	0	10
35	637	0	32	5	89	0	17	5	56	0	0
10	14	0	9	0	2	0	0	0	1	0	0
13,460	21,934	455	745	575	1,526	420	306	300	446	50	38
1,150	0	35	0	45	0	30	0	30	0	10	0
1,100	4,892	25	86	65	781	20	56	20	86	0	3
3,100	656	70	14	175	41	55	8	65	12	5	4
2,650	1,103	35	15	115	51	35	22	55	37	5	2
7,135	2,450	160	54	390	175	240	80	135	58	30	5
265	66	5	1	10	2	5	1	5	1	0	0
9,510	2,950	310	49	395	98	275	58	175	29	25	15
3,920	846	115	23	125	28	145	41	70	12	20	5
8,655	4,605	345	245	345	209	285	118	200	103	15	2
1,500	97	45	3	75	5	40	3	35	3	10	0
4,360	3,882	270	252	150	132	135	114	125	104	0	0
1,285	387	15	4	20	6	15	4	10	3	10	3
0	0	0	0	0	0	230	29	0	0	5	0
0	0	0	0	0	0	230	11	0	0	5	0
0	0	0	0	0	0	15	4	0	0	0	0
0	0	0	0	0	0	20	14	0	0	0	0
0	0	0	0	0	0	0	0	0	0	0	0
495	712	5	6	15	24	0	0	10	6	10	11
480	411	5	4	15	18	0	0	10	5	10	9
15	13	0	0	0	0	0	0	0	0	0	0
15	7	0	0	0	1	0	0	0	0	0	0
245	69	5	2	10	3	0	0	5	2	5	1
115	113	0	0	0	0	0	0	0	0	0	0
110	77	0	0	5	2	0	0	0	0	0	1
55	21	0	0	0	0	0	0	0	0	0	0
1,275	4,139	20	150	45	152	10	9	25	51	5	4
470	844	10	18	25	38	0	1	15	31	0	0
430	100	10	3	20	4	5	2	5	2	0	1
415	65	5	1	15	2	0	0	10	1	0	1
735	610	10	9	20	14	5	6	15	8	5	2
320	140	5	3	10	7	0	0	5	1	0	0
195	611	10	24	10	22	0	0	0	5	0	0
55	1,440	0	92	0	14	0	0	0	4	0	0
5	213	0	0	0	43	0	0	0	0	0	0
45	57	0	0	0	7	0	0	0	0	0	0
0	0	0	0	0	0	0	0	0	0	0	0
18,580	65,228	645	2,304	815	3,166	550	1,334	435	1,149	510	245

Service costs in \$ thousands. Client counts rounded to nearest multiple of five.

District 36	Use Rate (%)	Rank	Total Clients	Total Service Cost (\$000's)	Age 0-17 Clients	Age 0-17 Service Cost (\$000's)	Age 18-64 Clients	Age 18-64 Service Cost (\$000's)	Age Over 64 Clients	Age Over 64 Service Cost (\$000's)
1992 Est. Pop. 98,504										
AASA	0.65	38	640	5,158	0	0	160	644	460	4,311
Case Mgt & Assmt	0.24	30	240	10	0	0	90	6	145	4
Chore Services	0.13	37	130	223	0	0	40	77	95	146
Personal Care	0.21	36	205	704	0	0	75	230	135	454
Adult Family Home	0.01	36	10	19	0	0	5	14	0	5
Congregate Care	0.02	36	15	23	0	0	5	8	10	15
Nursing Home	0.24	42	230	4,109	0	0	25	275	210	3,834
APS-Adult Prot	0.08	13	80	19	0	0	15	3	45	13
DASA	0.59	25	575	549	40	58	535	488	5	2
Detoxification	0.12	13	120	166	0	0	115	164	5	2
ADATSA Assessmnt	0.28	10	280	52	0	0	280	52	0	0
Residential Tx	0.08	32	85	183	10	55	75	128	0	0
Outpatient Tx	0.38	26	370	92	35	3	335	89	0	0
Methadone Tx	0.06	5	60	52	0	0	60	52	0	0
ADATSA Stipend	0.02	38	15	4	0	0	15	4	0	0
DCFS	0.86	47	850	1,253	700	1,206	135	40	0	3
CPS Acc Ref-Chld	0.44	48	435	66	430	65	0	0	0	0
Family Rec Serv	0.06	46	60	66	60	66	0	0	0	0
First Steps	0.14	36	140	0	10	0	125	0	0	0
Home Services	0.01	38	5	6	5	5	0	1	0	0
Interim Care	0.01	39	10	13	10	13	0	0	0	0
Foster Care	0.12	47	120	362	115	357	0	4	0	0
Group TX Care	0.02	24	20	412	20	377	0	35	0	0
Adoption	0.03	37	25	53	25	53	0	0	0	0
Emp/Trng CC-Chld	0.14	44	140	181	135	175	0	1	0	3
Therapy CC-Chld	0.06	48	55	92	55	92	0	0	0	0
DDD	0.18	49	175	1,343	60	29	115	1,307	0	7
Case Management	0.17	49	170	0	55	0	110	0	0	0
RHC-Res Hab Ctr	0.00	13	0	0	0	0	0	0	0	0
Comm Residential	0.03	37	35	879	0	0	35	879	0	0
Emp & Training	0.04	46	40	241	0	0	40	234	0	7
Family Support	0.01	46	10	17	10	17	0	0	0	0
Prof Services	0.02	16	15	18	5	12	10	6	0	0
Supplemental Community	0.03	22	25	178	0	0	25	178	0	0
DIA	6.15	43	6,060	6,962	1,540	2,518	4,030	4,119	485	325
Regular AFDC	1.79	47	1,760	2,688	1,080	1,682	680	1,006	0	0
Employable AFDC	0.28	49	280	239	130	112	145	127	0	0
IA ChildCare-Chd	0.10	49	100	81	95	78	5	2	0	0
JOBS	0.18	48	175	71	0	1	170	70	0	0
Pregnancy Grant	0.06	42	65	52	5	4	60	48	0	0
GA-U and GA-X	0.79	16	780	1,118	0	0	775	1,110	5	7
Aged,Blind,Disbl	1.36	21	1,340	477	20	6	960	329	360	141
Food Assistance	5.31	43	5,235	2,157	1,415	636	3,520	1,346	300	175
Refugee Grant	0.03	30	35	47	0	0	30	46	0	0
DJR	0.02	41	25	528	15	348	10	180	0	0
Parole	0.01	26	10	32	5	20	5	12	0	0
Community Placmnt	0.01	22	10	96	5	46	5	50	0	0
DJR Institutions	0.02	24	20	396	15	279	5	117	0	0
DJR Special TX	0.00	33	5	4	5	3	0	1	0	0
MAA	5.73	44	5,645	10,348	1,685	1,360	3,185	7,339	750	1,129
Eligible No Svc	0.76	43	750	0	325	0	365	0	35	0
Hosp Inpatient	0.74	43	730	3,793	65	765	545	2,805	120	224
ER-Output & Physn	1.53	43	1,505	405	480	83	980	319	40	3
Hosp Outpatient	2.17	34	2,135	1,092	375	113	1,500	877	265	102
Physician&Clinic	3.90	43	3,845	1,534	1,020	232	2,355	1,237	470	65
Psych Services	0.22	22	215	62	20	14	190	48	5	0
Prescriptions	3.71	44	3,655	1,644	870	74	2,195	1,160	590	409
Dental Care	1.51	46	1,485	331	450	56	870	221	160	54
Other Medical	2.44	44	2,400	1,147	320	463	1,685	565	395	121
EPSTF	0.63	48	615	42	480	34	135	9	0	0
HMOs	0.06	34	60	45	35	28	25	17	0	0
Medicare Part B	0.88	33	870	252	0	0	350	101	520	151
DORA	0.24	30	235	54	55	12	160	41	20	2
Case Management	0.24	30	235	10	55	2	160	7	20	1
ESL Training	0.01	26	10	3	0	0	5	2	5	1
Employment Ser	0.03	27	25	24	0	0	25	24	0	0
Unaccompanied Minors	0.00	8	0	16	0	0	0	7	0	0
DVR	0.45	22	445	747	0	0	440	745	0	2
Regular Case Mgt	0.43	22	425	401	0	0	420	399	0	2
SE Case Mgt	0.02	7	20	22	0	0	20	22	0	0
Assess Job Skill	0.05	6	45	27	0	0	45	27	0	0
Medical/Psych Tx	0.18	25	175	66	0	0	175	65	0	0
Training & Educ	0.11	18	115	155	0	0	115	155	0	0
Personal Support	0.07	31	75	34	0	0	75	34	0	0
Work Support	0.08	11	75	41	0	0	75	41	0	0
MHD	0.98	34	960	5,007	90	370	760	4,334	110	303
Case Management	0.40	28	395	786	25	28	305	706	60	52
Cnsis Services	0.23	27	230	61	15	3	210	57	10	1
CMHC Intake	0.21	43	210	30	30	4	140	20	35	6
Outpatient Tx	0.64	35	635	887	70	132	505	706	60	49
Medication Mgt	0.43	16	425	151	0	0	380	141	45	10
Day Treatment	0.21	18	205	847	10	85	190	760	5	1
State Institutions	0.07	21	70	1,433	0	1	60	1,285	10	147
CSTC	0.00	6	0	26	0	26	0	0	0	0
ITA-Comm Hosp	0.16	6	155	217	5	86	135	122	10	9
Adlt Res Tx Fac	0.00	7	0	0	0	0	0	0	0	0
DSHS Agency Total	8.63	44	8,505	31,249	2,365	6,401	5,160	19,257	930	6,283

Service costs in \$ thousands. Client counts rounded to nearest multiple of five.

White (NonHisp.) Clients	White (NonHisp.) Service Cost (\$000's)	Black (NonHisp.) Clients	Black (NonHisp.) Service Cost (\$000's)	Indian (NonHisp.) Clients	Indian (NonHisp.) Service Cost (\$000's)	Asian (NonHisp.) Clients	Asian (NonHisp.) Service Cost (\$000's)	Hispanic Clients	Hispanic Service Cost (\$000's)	Unknown Race Clients	Unknown Race Service Cost (\$000's)
535	4,703	25	145	5	10	20	151	5	43	50	106
215	9	15	1	0	0	5	0	5	0	5	0
115	193	5	7	0	4	5	12	0	0	5	7
180	568	10	25	0	2	15	86	5	22	0	0
10	19	0	0	0	0	0	0	0	0	0	0
15	23	0	1	0	0	0	0	0	0	0	0
215	3,831	5	110	0	4	0	53	0	21	5	91
35	9	5	2	0	0	0	0	0	0	40	8
435	416	20	90	45	31	5	1	20	10	0	0
90	127	10	17	15	21	0	0	0	1	0	0
195	36	55	11	20	3	0	0	10	2	0	0
60	132	20	45	5	5	0	0	0	1	0	0
280	72	45	13	25	3	5	0	15	4	0	0
50	47	5	3	0	1	0	0	0	1	0	0
10	2	10	1	0	0	0	0	0	0	0	0
515	857	105	190	35	76	20	10	55	41	135	80
245	38	55	9	25	4	10	1	10	2	95	12
40	54	10	7	5	3	0	1	0	0	5	2
110	0	5	0	5	0	10	0	15	0	0	0
5	6	0	0	0	0	0	0	0	0	0	0
10	13	0	1	0	0	0	0	0	0	0	0
70	200	25	72	10	33	5	5	10	27	5	24
15	361	0	34	0	17	0	0	0	0	0	0
5	17	0	0	0	6	0	0	0	2	15	28
90	108	20	39	5	11	0	3	5	7	20	13
40	59	10	29	0	1	0	0	5	2	0	1
140	1,218	10	4	5	0	10	83	5	31	5	8
140	0	10	0	5	0	10	0	5	0	5	0
0	0	0	0	0	0	0	0	0	0	0	0
30	809	0	0	0	0	0	62	0	0	0	7
40	205	0	0	0	0	0	5	0	31	0	0
10	14	0	0	0	0	0	2	0	0	0	0
15	14	0	4	0	0	0	0	0	0	0	0
25	169	0	0	0	0	0	9	0	0	0	0
4,530	4,389	650	941	285	416	345	488	200	199	45	29
1,155	1,768	275	429	140	203	125	196	65	87	0	5
195	151	25	27	15	25	25	27	15	9	0	0
65	54	25	13	0	0	0	1	0	3	10	9
120	48	35	15	10	3	5	3	5	2	0	0
50	40	10	8	0	1	5	1	1	1	0	0
605	868	95	142	25	43	35	45	20	17	5	2
1,050	352	85	31	60	24	95	49	35	14	20	8
3,920	1,578	590	257	260	117	275	135	175	65	15	5
5	5	5	12	0	0	25	30	0	0	0	0
20	453	5	89	0	0	0	6	0	0	0	0
10	31	0	1	0	0	0	0	0	0	0	0
5	85	0	11	0	0	0	0	0	0	0	0
15	314	5	76	0	0	0	6	0	0	0	0
5	3	0	1	0	0	0	0	0	0	0	0
4,200	7,251	550	799	260	429	360	549	210	490	65	130
535	0	85	0	45	0	40	0	40	0	5	0
575	2,876	55	292	25	188	40	170	30	178	10	90
1,125	307	190	52	80	22	60	12	45	11	5	1
1,650	865	205	99	90	38	115	50	65	35	15	6
2,850	1,153	355	114	180	67	285	127	135	58	40	15
185	54	20	5	5	1	0	0	5	1	5	0
2,735	1,364	355	95	165	48	270	102	105	26	25	9
1,060	235	160	37	70	13	140	37	45	8	10	1
1,860	824	180	80	105	41	175	33	65	165	15	4
400	28	105	7	30	2	50	3	25	2	5	0
35	24	19	8	5	5	5	5	5	2	0	0
760	221	35	10	15	5	35	9	15	4	10	2
75	14	20	7	0	0	140	33	0	0	0	0
75	3	20	1	0	0	135	6	0	0	0	0
5	2	0	0	0	0	0	1	0	0	0	0
10	9	5	6	0	0	15	10	0	0	0	0
0	0	0	0	0	0	0	16	0	0	0	0
375	621	30	54	10	11	15	37	5	9	10	15
360	336	30	27	10	8	15	15	5	5	10	9
15	16	5	4	0	0	0	2	0	0	0	0
40	24	5	1	0	1	0	0	0	0	0	1
150	56	15	3	5	1	10	3	0	0	0	2
90	127	10	11	0	0	5	9	0	4	5	3
60	26	5	1	0	0	5	7	0	0	0	0
65	34	10	5	0	1	0	1	0	0	0	0
700	4,077	80	473	20	123	40	140	80	124	45	59
305	639	40	69	10	7	25	35	10	14	0	2
155	39	25	9	10	2	5	4	30	6	0	1
160	23	10	2	0	0	10	2	30	3	0	0
475	729	50	64	10	14	30	30	65	46	0	4
320	113	40	19	10	4	35	10	20	4	0	0
165	694	20	87	10	35	10	24	5	8	0	0
55	1,197	5	128	0	37	0	5	0	45	0	20
0	26	0	0	0	0	0	0	0	0	0	0
95	172	10	12	0	0	0	3	0	7	45	23
0	0	0	0	0	0	0	0	0	0	0	0
6,235	25,180	800	2,791	345	1,097	465	1,498	345	957	315	427

Service costs in \$ thousands. Client counts rounded to nearest multiple of five.

District 37	Use Rate (%)	Rank	Total Clients	Total Service Cost (\$000's)	Age 0-17 Clients	Age 0-17 Service Cost (\$000's)	Age 18-64 Clients	Age 18-64 Service Cost (\$000's)	Age Over 64 Clients	Age Over 64 Service Cost (\$000's)
1992 Est. Pop. 161,264										
AASA	2.35	2	2,380	23,286	10	45	690	4,499	1,600	18,722
Case Mgt & Assmt	0.58	7	590	37	0	0	280	26	305	11
Chore Services	0.44	4	450	750	5	4	150	275	295	472
Personal Care	0.75	2	760	3,338	0	5	275	1,082	480	2,250
Adult Family Home	0.06	5	60	145	0	0	50	139	15	4
Congregate Care	0.11	8	115	184	0	0	65	118	45	66
Nursing Home	0.92	3	935	18,556	0	34	170	2,752	765	15,770
APS-Adult Prot	0.26	2	260	61	5	1	45	11	135	31
DASA	2.19	2	2,215	2,751	235	193	1,940	2,523	30	35
Detoxification	0.42	6	430	632	0	0	420	607	10	26
ADATSA Assessmnt	0.79	2	805	146	0	0	800	146	5	0
Residential Tx	0.52	2	525	951	20	72	500	878	0	1
Outpatient Tx	1.35	1	1,365	350	180	15	1,170	329	15	5
Methadone Tx	0.15	1	150	119	0	0	150	116	0	2
ADATSA Stipend	0.65	1	655	447	0	1	650	447	0	0
DCFS	4.92	4	4,985	8,060	4,605	7,832	305	202	5	1
CPS Acc Ref-Child	2.23	7	2,260	376	2,220	371	5	1	0	0
Family Rec Serv	0.30	4	300	313	295	311	5	2	0	0
First Steps	0.26	16	270	0	30	0	235	0	0	0
Home Services	0.04	27	45	44	30	32	0	0	0	0
Interim Care	0.14	1	145	168	140	165	5	3	0	0
Foster Care	1.31	1	1,320	3,089	1,270	2,945	35	138	0	1
Group TX Care	0.06	4	65	878	65	863	0	15	0	0
Adoption	0.13	4	130	423	125	397	5	27	0	0
Emp/Tmg CC-Child	1.01	5	1,020	1,615	990	1,600	20	12	5	1
Therapy CC-Child	0.51	1	515	1,150	515	1,145	0	5	0	0
DDD	0.40	14	400	1,563	175	223	215	1,298	10	42
Case Management	0.38	11	385	0	170	0	205	0	10	0
RHC-Res Hab Ctr	0.00	13	0	95	0	0	0	95	0	0
Comm Residential	0.03	37	30	832	0	61	30	772	0	0
Emp & Training	0.06	36	65	300	0	0	60	286	5	14
Family Support	0.02	37	15	31	15	29	0	2	0	0
Prof Services	0.02	16	25	147	5	119	20	29	0	0
Supplemental Community	0.04	17	45	132	10	15	35	95	0	21
DIA	27.45	3	27,795	43,875	11,760	23,294	14,065	19,230	1,865	1,349
Regular AFDC	13.16	2	13,330	21,799	8,930	14,891	4,395	6,900	5	8
Employable AFDC	2.73	14	2,765	2,652	1,540	1,460	1,220	1,191	5	1
IA ChildCare-Child	1.08	5	1,095	1,172	1,065	1,162	25	9	0	0
JOBS	1.21	5	1,225	526	20	7	1,205	518	0	1
Pregnancy Grant	0.28	2	285	218	40	26	245	191	0	0
GA-U and GA-X	2.07	3	2,095	3,044	5	0	2,080	3,026	15	18
Aged,Blind,Disbl	4.26	1	4,315	1,646	165	55	2,550	919	1,595	672
Food Assistance	23.77	3	24,065	11,771	10,625	5,635	12,330	5,493	1,105	642
Refugee Grant	0.81	1	820	931	105	57	700	867	15	7
DJR	0.23	1	230	4,816	150	3,082	80	1,733	0	0
Parole	0.11	1	110	343	60	201	45	142	0	0
Community Placmt	0.05	1	50	690	25	278	25	411	0	0
DJR Institutions	0.17	1	175	3,742	125	2,572	45	1,170	0	0
DJR Special TX	0.03	1	30	41	20	31	10	10	0	0
MAA	26.84	3	27,175	40,993	12,080	7,432	12,370	29,090	2,670	4,471
Eligible No Svc	3.61	3	3,655	0	2,100	0	1,410	0	95	0
Hosp Inpatient	2.63	4	2,670	16,058	385	2,320	1,850	12,635	435	1,103
ER-Output & Physn	6.84	8	6,930	1,852	3,050	564	3,695	1,263	190	25
Hosp Outpatient	7.92	1	8,020	3,956	2,485	629	4,595	2,899	945	429
Physician&Clinic	18.01	3	18,240	6,782	7,245	1,561	9,605	4,906	1,995	314
Psych Services	0.52	5	530	140	50	28	465	111	15	1
Prescriptions	17.36	4	17,585	5,580	6,400	502	8,900	3,615	2,290	1,463
Dental Care	7.42	3	7,510	1,566	3,280	413	3,470	940	760	213
Other Medical	9.88	5	10,005	3,574	2,120	785	6,400	2,347	1,490	442
EPSDT	4.44	5	4,495	331	3,895	291	595	0	0	0
IMOs	0.46	10	470	484	325	339	145	145	0	0
Medicare Part B	2.29	3	2,315	670	0	1	660	188	1,655	481
DCORA	5.65	1	5,720	1,039	2,140	127	3,280	895	300	17
Case Management	5.63	1	5,705	261	2,135	95	3,270	150	300	16
ESL Training	0.48	1	490	166	0	0	490	166	0	0
Employment Ser	0.57	1	580	471	5	1	575	469	0	1
Unaccompanied Minors	0.02	3	15	142	5	31	10	111	0	0
DYR	1.00	3	1,015	1,424	10	8	1,000	1,413	5	2
Regular Case Mgt	0.97	3	985	835	10	6	970	827	5	2
SE Case Mgt	0.03	2	25	30	0	0	25	30	0	0
Assess Job Skill	0.14	1	140	63	0	0	140	63	0	0
Medical/Psych Tx	0.39	3	400	120	5	2	395	118	0	0
Training & Educ	0.18	4	185	213	0	0	185	212	0	0
Personal Support	0.16	4	160	56	0	0	160	56	0	0
Work Support	0.19	3	190	100	0	0	190	100	0	0
MHD	2.79	3	2,830	15,755	395	2,168	1,965	11,559	470	2,026
Case Management	1.22	3	1,235	2,240	185	513	790	1,440	260	284
Crisis Services	0.91	3	925	254	100	45	725	186	95	23
CMHC Intake	0.64	15	645	116	140	23	345	57	165	36
Outpatient Tx	1.63	2	1,650	1,880	275	495	1,150	1,193	225	192
Medication Mgt	1.11	2	1,130	370	40	6	855	294	235	70
Day Treatment	0.58	1	590	1,549	90	485	455	979	50	85
State Institutions	0.23	3	230	7,564	0	2	195	6,253	35	1,309
CSTC	0.01	1	10	483	10	483	0	0	0	0
ITA-Comm Hosp	0.27	2	270	444	15	115	240	327	15	2
Adl Res Tx Fac	0.00	7	0	0	0	0	0	0	0	0
DSHS Agency Total	36.69	3	37,150	143,561	15,860	44,404	17,615	72,442	3,365	26,665

Service costs in \$ thousands. Client counts rounded to nearest multiple of five.

White (NonHisp.) Clients	White (NonHisp.) Service Cost (\$000's)	Black (NonHisp.) Clients	Black (NonHisp.) Service Cost (\$000's)	Indian (NonHisp.) Clients	Indian (NonHisp.) Service Cost (\$000's)	Asian (NonHisp.) Clients	Asian (NonHisp.) Service Cost (\$000's)	Hispanic Clients	Hispanic Service Cost (\$000's)	Unknown Race Clients	Unknown Race Service Cost (\$000's)
1,180	13,440	520	3,935	20	174	395	4,929	35	249	225	558
280	18	200	12	10	0	70	5	10	0	25	1
235	389	140	239	5	6	25	45	5	5	40	67
280	944	220	854	5	19	215	1,390	15	73	20	58
45	105	5	29	0	0	5	6	0	3	5	2
85	127	15	21	0	2	5	13	5	4	10	18
600	11,757	145	2,668	10	146	160	3,445	10	164	15	376
70	16	35	8	0	0	10	3	0	1	145	33
783	1,081	1,070	1,239	155	220	50	55	130	127	25	29
170	267	180	232	45	74	5	5	25	55	0	0
230	42	495	91	50	9	10	2	20	3	0	0
195	382	275	473	35	63	5	7	15	25	0	1
450	131	710	161	75	18	40	23	85	15	5	1
65	51	55	44	0	2	15	17	10	5	0	0
260	176	255	193	105	52	0	2	30	22	0	3
1,185	1,358	2,400	4,213	155	227	245	193	155	275	845	794
465	76	1,175	207	105	18	120	18	55	10	335	47
155	194	90	89	10	4	10	5	15	11	25	11
55	0	100	0	0	0	50	0	25	0	40	0
20	22	20	20	0	0	0	0	0	1	0	1
85	107	45	57	5	2	5	1	5	1	0	0
365	793	735	1,839	45	105	40	65	50	144	85	142
35	492	20	249	5	43	0	49	0	45	0	0
85	274	20	82	0	7	0	4	5	14	20	41
90	117	555	952	5	12	25	38	15	21	325	474
145	282	305	714	15	35	10	12	10	28	25	78
195	1,219	140	281	10	6	45	39	10	8	5	10
185	0	140	0	10	0	45	0	10	0	0	0
0	0	0	95	0	0	0	0	0	0	0	0
30	785	0	41	0	0	0	0	0	0	0	7
45	201	15	86	0	0	5	6	0	6	0	1
5	11	5	15	0	0	0	4	0	1	0	0
10	89	5	22	5	6	5	22	0	1	0	0
30	118	10	9	0	0	5	1	0	0	0	3
5,635	7,371	13,240	23,066	775	1,195	6,620	10,651	930	1,276	600	316
1,745	2,747	8,040	13,332	450	685	2,685	4,396	415	633	5	6
510	466	850	823	65	39	1,185	1,210	155	110	0	3
145	154	610	724	10	6	35	23	15	19	285	245
185	84	625	260	20	5	360	165	30	11	0	0
65	52	160	119	0	1	45	39	10	6	0	1
750	1,175	800	1,211	50	77	365	488	60	91	65	3
1,300	448	1,310	448	95	35	1,405	639	105	45	100	31
4,770	2,108	11,985	5,969	710	342	5,725	2,983	840	348	40	20
80	102	130	130	0	0	600	690	5	7	0	2
20	433	170	3,688	10	142	15	346	10	189	0	18
10	32	80	255	5	23	5	21	5	5	0	7
5	25	40	568	0	0	5	93	0	3	0	0
15	369	130	2,835	5	118	10	229	10	179	0	11
5	7	25	30	0	0	0	2	0	2	0	0
5,860	12,769	12,245	16,211	755	1,204	6,805	9,118	1,135	1,201	370	390
660	0	1,975	0	110	0	705	0	190	0	15	0
800	5,638	1,095	6,593	75	562	545	2,614	125	553	30	98
1,640	515	3,915	991	260	86	790	180	280	71	40	10
2,090	1,096	3,760	1,616	235	106	1,475	944	365	155	95	38
3,915	1,537	7,330	2,543	495	167	5,505	2,174	705	273	290	68
265	87	155	38	10	1	85	13	10	1	5	1
3,975	1,924	6,925	1,564	455	96	5,375	1,815	595	91	260	90
1,645	361	3,090	543	175	35	2,305	570	210	34	85	24
2,615	1,194	3,880	1,596	290	97	2,765	569	330	83	120	34
675	59	2,260	165	125	8	1,115	86	250	17	75	6
65	71	370	381	15	17	10	7	10	8	0	0
1,025	297	625	182	30	9	520	146	50	15	70	21
305	73	585	177	0	0	4,795	783	25	7	10	0
305	13	585	24	0	0	4,780	222	25	1	10	0
55	20	115	36	0	0	325	169	0	1	0	0
50	39	150	117	0	0	380	311	5	5	0	0
0	0	0	0	0	0	15	142	0	0	0	0
430	661	445	567	35	44	60	84	30	50	20	19
420	367	430	345	35	30	55	47	30	29	20	16
10	10	10	14	0	0	5	7	0	0	0	0
55	29	70	28	5	3	5	2	5	1	0	0
160	53	180	48	15	2	25	8	15	7	5	1
90	122	65	69	10	4	10	12	5	6	0	0
70	31	70	20	5	1	5	1	10	3	0	0
75	44	85	41	10	5	10	7	5	3	0	0
1,625	10,261	590	3,650	90	233	245	564	215	479	65	158
700	1,310	295	520	20	16	150	220	60	168	5	5
540	153	200	57	45	9	35	10	105	25	5	1
380	71	115	21	15	2	70	13	70	10	0	0
955	1,094	340	468	45	46	180	161	125	108	10	4
690	233	210	79	15	4	145	38	60	15	5	2
355	882	175	505	10	29	30	76	15	45	5	12
140	5,466	70	1,483	5	116	15	383	0	96	0	18
5	234	5	259	0	0	0	0	0	0	0	0
115	104	75	186	0	5	20	39	10	10	50	100
0	0	0	0	0	0	0	0	0	0	0	0
9,035	40,664	15,605	57,026	975	3,445	7,965	27,161	1,585	3,961	1,980	2,304

Service costs in \$ thousands. Client counts rounded to nearest multiple of five.

District 38	Use Rate (%)	Rank	Total Clients	Total Service Cost (\$000's)	Age 0-17 Clients	Age 0-17 Service Cost (\$000's)	Age 18-64 Clients	Age 18-64 Service Cost (\$000's)	Age Over 64 Clients	Age Over 64 Service Cost (\$000's)
1992 Est. Pop. 105,560										
AASA	1.64	7	1,730	15,635	5	15	445	2,576	1,270	13,040
Case Mgt & Assmt	0.64	4	675	33	0	0	235	19	440	14
Chore Services	0.37	10	390	792	0	12	90	266	300	514
Personal Care	0.50	7	530	1,670	0	3	220	779	310	888
Adult Family Home	0.04	8	35	14	0	0	20	10	15	4
Congregate Care	0.14	4	150	199	0	0	65	85	80	114
Nursing Home	0.76	8	800	12,851	0	0	85	1,398	720	11,453
APS-Adult Prot	0.07	18	75	16	0	0	30	6	35	8
DASA	1.30	7	1,375	1,556	140	193	1,170	1,270	65	93
Detoxification	0.44	4	465	438	5	8	405	344	55	86
ADATSA Assessmnt	0.43	7	450	79	5	1	445	78	0	0
Residential Tx	0.18	14	195	412	30	144	165	269	0	0
Outpatient Tx	0.69	11	725	442	110	40	605	395	10	7
Methadone Tx	0.02	10	25	21	0	0	25	21	0	0
ADATSA Stipend	0.20	9	210	164	0	0	210	164	0	0
DCFS	3.89	11	4,100	3,595	3,575	3,380	290	145	0	2
CPS Acc Ref-Child	2.61	2	2,760	403	2,640	388	10	1	0	0
Family Rec Serv	0.19	15	195	213	180	198	5	4	0	1
First Steps	0.21	24	225	0	35	0	190	0	0	0
Home Services	0.12	8	130	77	65	40	20	19	0	0
Interim Care	0.03	23	30	130	30	130	0	0	0	0
Foster Care	0.64	6	675	1,565	540	1,482	60	60	0	0
Group TX Care	0.03	18	25	376	25	376	0	0	0	0
Adoption	0.05	21	50	170	45	112	5	58	0	0
Emp/Tmg CC-Child	0.31	25	325	365	325	364	0	2	0	0
Therapy CC-Child	0.26	5	280	290	265	285	5	1	0	0
DIDD	0.60	5	635	4,314	205	196	415	3,912	10	207
Case Management	0.57	1	600	0	195	0	390	0	10	0
RHC-Res Hab Ctr	0.00	13	5	343	0	131	5	212	0	0
Comm Residential	0.16	2	170	3,115	0	0	165	2,961	5	154
Emp & Training	0.21	1	220	594	0	0	210	561	10	33
Family Support	0.03	25	35	62	30	57	5	4	0	0
Prof Services	0.03	9	30	25	10	7	25	17	0	0
Supplemental Community	0.09	4	90	170	0	0	85	150	5	20
DIA	18.09	12	19,090	29,144	8,685	15,237	9,705	13,429	705	467
Regular AFDC	8.43	10	8,895	13,132	5,700	8,421	3,195	4,711	0	0
Employable AFDC	2.74	13	2,890	2,679	1,585	1,465	1,305	1,214	0	0
IA ChildCare-Chd	1.22	3	1,285	1,211	1,225	1,200	60	11	0	0
JOBS	0.97	13	1,025	536	10	4	1,010	532	0	0
Pregnancy Grant	0.17	10	185	174	25	20	160	153	0	0
GA-U and GA-X	1.37	6	1,450	2,227	5	7	1,445	2,220	0	0
Aged,Blind,Disbl	2.13	8	2,250	928	155	49	1,585	660	510	219
Food Assistance	15.90	13	16,785	8,033	7,955	4,065	8,415	3,723	415	245
Refugee Grant	0.12	6	125	139	10	6	110	131	5	3
DJR	0.09	6	95	1,790	70	1,344	20	445	0	0
Parole	0.03	6	30	89	15	54	15	35	0	0
Community Placmt	0.02	9	20	272	15	205	5	67	0	0
DJR Institutions	0.07	3	70	1,401	60	1,058	10	343	0	0
DJR Special TX	0.01	6	15	28	10	27	0	1	0	0
MAA	18.29	13	19,300	27,230	8,820	5,707	8,815	19,003	1,555	2,520
Eligible No Svc	2.46	13	2,600	0	1,445	0	990	0	55	0
Hosp Inpatient	1.91	11	2,015	9,107	305	1,771	1,475	7,034	235	302
ER-Outpt & Physn	5.88	11	6,205	1,966	2,860	588	3,310	1,367	35	11
Hosp Outpatient	3.81	15	4,025	1,844	840	254	2,730	1,438	455	152
Physician&Clinic	13.08	12	13,810	5,254	5,995	1,361	6,715	3,789	1,105	104
Psych Services	0.30	15	320	108	50	33	265	75	5	0
Prescriptions	12.61	11	13,310	4,135	5,350	448	6,570	2,583	1,390	1,104
Dental Care	4.84	14	5,115	971	2,275	291	2,475	609	365	70
Other Medical	7.90	13	8,335	3,074	2,070	773	5,335	1,885	930	416
BPSTD/T	2.41	18	2,545	173	2,055	146	490	27	0	0
HMOs	0.10	27	105	69	70	43	40	26	0	0
Medicare Part B	1.69	8	1,785	529	0	0	555	168	1,230	361
DORA	0.81	9	860	119	320	16	500	101	35	2
Case Management	0.81	9	855	41	320	16	500	23	35	2
ESL Training	0.07	8	75	16	0	0	75	16	0	0
Employment Ser	0.17	4	175	62	0	0	175	62	0	0
Unaccompanied Minors	0.00	8	0	0	0	0	0	0	0	0
DVR	0.59	10	625	842	10	8	615	831	0	3
Regular Case Mgt	0.57	10	605	512	10	5	590	506	0	2
SE Case Mgt	0.02	7	25	16	0	0	25	16	0	0
Assess Job Skill	0.05	6	60	31	0	1	55	31	0	0
Medical/Psych Tx	0.30	6	320	77	5	2	315	75	0	0
Training & Educ	0.12	15	130	106	0	1	130	105	0	0
Personal Support	0.11	15	120	43	0	0	120	43	0	0
Work Support	0.09	10	95	36	0	0	95	35	0	0
MHD	1.96	9	2,065	8,362	675	1,268	1,205	6,111	185	967
Case Management	0.57	15	595	1,154	70	74	380	969	145	111
Crisis Services	0.18	30	195	108	25	14	160	80	10	2
CMHC Intake	0.77	8	820	115	325	45	425	53	70	16
Outpatient Tx	1.43	6	1,510	1,468	625	808	805	599	80	31
Medication Mgt	0.59	8	620	156	65	10	485	130	65	14
Day Treatment	0.22	14	235	774	40	237	170	500	25	38
State Institutions	0.17	7	180	3,808	0	0	155	3,078	20	729
CSTC	0.00	6	5	63	5	63	0	0	0	0
ITA-Comm Hosp	0.12	8	130	147	5	15	120	128	10	3
Adlt Res Tx Fac	0.02	2	15	134	0	0	15	122	0	2
DSHS Agency Total	25.60	13	27,020	92,593	12,325	27,361	12,290	47,835	2,035	17,400

Service costs in \$ thousands. Client counts rounded to nearest multiple of five.

White (NonHisp.) Clients	White (NonHisp.) Service Cost (\$000's)	Black (NonHisp.) Clients	Black (NonHisp.) Service Cost (\$000's)	Indian (NonHisp.) Clients	Indian (NonHisp.) Service Cost (\$000's)	Asian (NonHisp.) Clients	Asian (NonHisp.) Service Cost (\$000's)	Hispanic Clients	Hispanic Service Cost (\$000's)	Unknown Race Clients	Unknown Race Service Cost (\$000's)
1,665	15,132	15	149	25	147	20	159	5	33	5	15
640	31	5	0	15	1	10	1	0	0	5	0
380	772	0	2	5	8	5	8	0	1	0	0
500	1,568	5	13	15	23	10	54	0	1	0	11
35	14	0	0	0	0	0	0	0	0	0	0
145	196	0	0	5	2	0	0	0	1	0	0
780	12,492	5	123	5	106	5	97	0	31	0	4
70	16	0	0	0	0	0	0	0	0	0	0
1,235	1,411	35	40	65	60	15	14	25	30	0	0
425	403	5	6	20	15	0	0	10	14	0	0
415	72	15	3	20	3	0	0	5	1	0	0
175	369	10	14	10	18	0	4	5	6	0	0
640	402	20	8	35	17	15	10	15	5	0	0
25	21	0	0	0	0	0	0	0	0	0	0
185	144	10	9	5	7	0	0	5	4	0	0
3,085	2,734	105	107	245	250	45	80	60	216	560	208
2,125	318	60	9	155	23	25	4	25	3	370	46
175	167	5	5	10	39	0	1	5	3	5	7
205	0	5	0	5	0	5	0	5	0	0	0
90	67	5	2	25	6	0	1	5	1	5	1
25	123	0	0	0	2	0	0	0	4	0	0
485	1,250	30	58	55	111	10	21	25	108	65	18
20	247	0	0	0	4	0	50	5	75	0	0
30	126	5	8	0	7	0	1	0	6	15	22
190	216	10	11	15	18	5	2	5	6	105	113
220	216	10	14	40	51	0	1	10	7	0	1
590	4,170	10	73	10	54	5	4	5	1	10	13
565	0	10	0	10	0	5	0	5	0	0	0
5	343	0	0	0	0	0	0	0	0	0	0
165	3,012	0	61	5	42	0	0	0	0	0	0
210	873	5	10	0	7	0	4	0	1	0	0
30	56	0	1	0	4	0	0	0	0	0	0
30	25	0	0	0	0	0	0	0	0	0	0
80	156	0	2	0	0	0	0	0	0	10	13
16,205	24,703	495	821	820	1,417	885	1,488	355	484	325	231
7,525	11,092	300	406	505	763	365	621	185	238	15	12
2,490	2,263	35	36	180	159	140	168	30	23	15	31
945	962	50	51	20	14	15	8	30	21	230	156
885	471	35	19	30	8	45	26	25	11	0	1
170	163	5	3	5	3	5	2	5	3	0	0
1,285	1,990	55	78	45	58	40	59	20	34	5	7
1,970	780	35	10	60	30	140	88	35	14	10	7
14,445	6,865	445	214	745	381	790	417	325	139	30	15
35	40	0	0	0	0	90	98	0	0	0	1
75	1,419	5	83	10	210	5	35	0	1	0	22
25	69	0	16	5	4	0	0	0	0	0	0
20	245	0	0	0	13	0	13	0	0	0	0
55	1,092	5	59	5	186	5	42	0	1	0	22
10	14	0	8	0	6	0	0	0	0	0	0
16,710	24,135	475	659	775	720	870	1,256	405	401	70	58
2,280	0	80	0	80	0	70	0	75	0	15	0
1,800	7,937	40	291	70	234	60	484	45	147	5	14
5,445	1,748	190	52	255	83	155	39	145	42	15	3
3,565	1,677	105	34	110	50	145	51	75	27	145	6
11,885	4,535	340	115	505	171	775	320	260	97	45	15
305	106	0	0	0	1	0	0	10	1	0	0
11,540	3,732	325	61	440	85	745	214	225	33	35	10
4,420	846	115	17	120	21	350	69	95	14	20	4
7,340	2,839	190	76	260	58	385	64	135	31	25	6
2,250	153	65	5	100	5	80	7	45	3	5	0
90	62	10	3	5	3	0	1	0	0	0	0
1,690	501	20	6	30	9	30	8	15	5	0	1
210	35	5	1	0	0	630	82	0	0	15	1
210	9	0	0	0	0	630	30	0	0	15	1
30	6	0	1	0	0	45	9	0	0	0	0
60	19	0	0	0	0	115	43	0	0	0	0
0	0	0	0	0	0	0	0	0	0	0	0
585	791	5	8	10	18	5	3	10	11	10	11
565	484	5	5	10	7	5	2	10	7	10	8
20	16	0	0	0	0	0	0	0	0	0	0
55	30	0	1	0	0	0	0	0	0	0	0
295	73	5	1	5	1	0	0	5	1	0	0
125	103	0	0	0	0	0	0	0	1	5	2
115	43	0	0	0	0	0	0	0	0	0	1
90	44	0	1	0	9	0	0	0	1	5	1
1,770	7,724	25	55	40	81	35	137	160	328	30	44
550	1,091	10	13	10	14	15	18	15	16	0	2
180	88	0	0	5	4	5	0	5	3	0	12
695	94	10	2	10	1	15	2	85	15	0	1
1,275	1,210	20	9	35	28	20	20	155	190	5	10
560	140	10	2	15	4	10	4	20	4	5	2
215	690	0	7	5	30	5	1	10	45	0	1
165	3,726	5	18	0	0	5	25	0	33	0	6
0	59	0	0	0	0	0	4	0	0	0	0
100	113	0	3	0	0	0	0	0	21	25	9
15	124	0	0	0	0	0	0	0	0	0	0
22,645	82,234	630	1,996	1,065	2,958	1,095	3,279	630	1,565	960	602

Service costs in \$ thousands. Client counts rounded to nearest multiple of five.

District 39	Use Rate (%)	Rank	Total Clients	Total Service Cost (\$000's)	Age 0-17 Clients	Age 0-17 Service Cost (\$000's)	Age 18-64 Clients	Age 18-64 Service Cost (\$000's)	Age Over 64 Clients	Age Over 64 Service Cost (\$000's)
1992 Est. Pop. 106,944										
AASA	0.92	27	985	8,900	5	44	280	2,820	695	6,036
Case Mgt & Assmt	0.33	21	355	16	0	0	110	10	245	7
Chore Services	0.23	24	250	439	0	2	45	97	205	340
Personal Care	0.27	28	290	928	0	3	105	335	185	590
Adult Family Home	0.04	8	40	18	0	0	25	13	15	4
Congregate Care	0.05	21	50	74	0	0	20	27	30	47
Nursing Home	0.45	30	485	7,401	0	39	120	2,336	360	5,026
APS-Adult Prot	0.03	32	30	5	0	0	10	2	15	3
DASA	0.52	31	555	466	110	76	435	387	5	3
Detoxification	0.07	24	70	40	0	0	70	38	0	1
ADATSA Assessmnt	0.19	24	265	36	5	1	200	36	0	0
Residential Tx	0.08	32	85	148	15	46	70	103	0	0
Outpatient Tx	0.37	27	460	236	90	29	300	205	5	2
Methadone Tx	0.01	16	10	4	0	0	10	4	0	0
ADATSA Stipend	0.00	44	5	2	0	0	5	2	0	0
DCFS	2.44	26	2,610	2,700	2,290	2,392	225	67	5	1
CPS Acc Ref-Child	1.61	30	1,725	260	1,670	251	5	1	0	0
Family Rec Serv	0.12	31	130	122	120	117	5	2	0	0
First Steps	0.19	28	200	0	20	0	180	0	0	0
Home Services	0.07	17	70	50	40	24	15	12	0	0
Interim Care	0.02	30	20	67	20	67	0	0	0	0
Foster Care	0.39	21	415	1,393	370	1,257	20	36	5	0
Group TX Care	0.02	24	20	291	15	281	0	9	0	0
Adoption	0.06	15	70	181	65	177	0	4	0	0
Emp/Trng CC-Child	0.17	37	185	253	185	251	0	1	0	0
Therapy CC-Child	0.16	21	170	174	165	167	0	2	0	0
DDD	0.31	34	330	1,064	150	88	165	944	15	30
Case Management	0.29	36	310	0	135	0	160	0	15	0
RHC-Res Hab Cr	0.00	13	0	181	0	0	0	181	0	0
Comm Residential	0.03	37	30	528	0	0	30	528	0	0
Emp & Training	0.08	27	80	175	0	0	70	161	10	14
Family Support	0.04	17	40	73	40	72	0	0	0	0
Prof Services	0.03	9	30	42	15	14	15	26	0	0
Supplemental Community	0.02	34	20	61	0	1	15	46	0	14
DIA	8.81	34	9,425	13,347	4,465	7,239	4,570	5,849	390	259
Regular AFDC	3.98	34	4,250	6,190	2,720	3,969	1,535	2,221	0	0
Employable AFDC	1.19	33	1,270	1,079	685	582	585	497	0	0
IA Child-Care-Chd	0.61	24	655	680	625	675	30	4	0	0
JOBS	0.38	36	405	219	5	3	400	216	0	0
Pregnancy Grant	0.09	34	95	78	5	6	90	73	0	0
GA-U and GA-X	0.54	30	580	788	0	2	575	786	0	1
Aged/Blind/Disbl	0.88	36	945	400	70	21	610	261	265	118
Food Assistance	7.76	34	8,300	3,846	4,060	1,981	4,000	1,727	240	138
Refugee Grant	0.01	42	5	9	0	0	5	7	0	2
DJR	0.04	21	40	640	25	414	15	226	0	0
Parole	0.01	26	15	51	10	23	10	28	0	0
Community Placmt	0.01	22	5	110	5	95	0	15	0	0
DJR Institutions	0.03	12	25	466	20	292	10	174	0	0
DJR Special TX	0.00	33	5	12	0	3	5	9	0	0
MAA	9.04	34	9,665	13,554	4,645	3,147	4,120	9,139	860	1,267
Eligible No Svc	1.21	32	1,295	0	775	0	445	0	30	0
Hosp Inpatient	0.98	32	1,050	4,692	160	1,191	735	3,327	155	174
ER-Outpt & Physn	2.73	32	2,920	779	1,445	295	1,465	481	10	3
Hosp Outpatient	2.23	32	2,385	1,063	560	151	1,540	826	285	87
Physician&Clinic	6.71	30	7,175	2,765	3,270	727	3,290	1,989	620	49
Psych Services	0.11	47	115	40	30	17	80	23	0	0
Prescriptions	6.37	33	6,815	2,091	2,955	228	3,110	1,304	755	559
Dental Care	2.33	36	2,490	462	1,240	155	1,055	267	195	40
Other Medical	4.00	34	4,275	1,258	1,155	280	2,615	815	500	165
EPSDT	1.37	34	1,460	96	1,200	82	265	15	0	0
HMOs	0.04	40	40	30	25	20	15	10	0	0
Medicare Part B	0.89	32	950	277	0	0	280	84	670	193
ORCA	0.03	45	30	2	10	1	15	1	0	0
Case Management	0.03	45	30	1	10	1	15	1	0	0
ESL Training	0.00	32	0	0	0	0	0	0	0	0
Employment Ser	0.00	40	0	1	0	0	0	1	0	0
Unaccompanied Minors	0.00	8	0	0	0	0	0	0	0	0
DVR	0.34	35	360	525	5	3	355	520	0	0
Regular Case Mgt	0.33	35	355	320	5	3	350	317	0	0
SE Case Mgt	0.00	43	5	4	0	0	5	4	0	0
Assess Job Skill	0.03	18	35	21	0	0	35	21	0	0
Medical/Psych Tx	0.17	28	180	48	5	1	180	47	0	0
Training & Educ	0.07	39	70	39	0	0	70	39	0	0
Personal Support	0.07	31	75	40	0	0	75	40	0	0
Work Support	0.05	25	55	32	0	0	55	32	0	0
MHD	1.18	28	1,260	4,503	325	658	700	2,728	240	1,033
Case Management	0.39	30	415	545	35	27	210	369	170	145
Crisis Services	0.07	47	80	34	15	2	65	30	0	1
CMHC Intake	0.54	20	580	76	175	22	325	42	85	12
Outpatient Tx	0.94	18	1,005	956	295	380	545	430	160	137
Medication Mgt	0.35	24	370	104	15	2	180	46	175	56
Day Treatment	0.31	7	330	1,235	20	109	140	567	170	578
State Institutions	0.04	35	45	1,231	0	0	40	1,128	5	103
CSTC	0.00	6	5	108	0	101	0	7	0	0
ITA-Comm Hosp	0.04	30	40	36	0	13	30	40	5	1
Adlt Res Tx Fac	0.00	7	0	8	0	0	0	8	0	0
DSHS Agency Total	13.23	33	14,145	45,702	6,840	14,262	6,045	22,752	1,120	4,630

Service costs in \$ thousands. Client counts rounded to nearest multiple of five.

White (NonHisp.) Clients	White (NonHisp.) Service Cost (\$000's)	Black (NonHisp.) Clients	Black (NonHisp.) Service Cost (\$000's)	Indian (NonHisp.) Clients	Indian (NonHisp.) Service Cost (\$000's)	Asian (NonHisp.) Clients	Asian (NonHisp.) Service Cost (\$000's)	Hispanic Clients	Hispanic Service Cost (\$000's)	Unknown Race Clients	Unknown Race Service Cost (\$000's)
960	8,718	10	77	10	77	0	2	5	4	0	23
340	15	0	0	5	1	0	0	5	0	0	0
240	431	5	2	5	4	0	2	0	1	0	0
280	902	0	2	5	24	0	0	0	2	0	0
40	17	0	0	0	0	0	0	0	0	0	0
45	71	0	2	0	0	0	0	0	0	0	0
475	7,259	5	71	0	47	0	0	0	0	0	23
30	5	0	0	0	0	0	0	0	0	0	0
495	435	5	7	35	15	10	7	5	2	0	0
65	37	0	0	5	2	0	0	0	0	0	0
185	33	5	1	10	2	5	0	0	0	0	0
80	139	5	5	0	4	0	0	0	0	0	0
355	220	0	1	30	7	10	7	5	1	0	0
5	4	0	0	0	0	0	0	0	0	0	0
5	1	0	0	0	1	0	0	0	0	0	0
2,135	2,125	35	107	105	205	20	29	35	89	280	145
1,465	225	10	1	60	10	10	1	15	2	170	20
120	114	0	2	0	2	0	1	0	1	0	2
185	0	0	0	5	0	0	0	5	0	5	0
55	45	0	0	5	1	0	1	5	2	0	0
20	65	0	0	0	0	0	0	0	2	0	0
305	930	25	88	30	161	10	25	15	74	35	25
20	291	0	0	0	0	0	0	0	0	0	0
40	137	5	11	0	3	0	0	0	2	20	26
130	172	0	5	0	3	0	0	0	5	50	68
140	147	5	0	20	23	0	0	0	1	0	3
325	1,054	0	0	0	3	0	0	5	5	0	2
305	0	0	0	0	0	0	0	5	0	0	0
0	181	0	0	0	0	0	0	0	0	0	0
30	525	0	0	0	0	0	0	0	4	0	0
80	174	0	0	0	0	0	0	0	1	0	0
40	70	0	0	0	3	0	0	0	0	0	0
25	40	0	0	0	0	0	0	0	1	0	2
20	61	0	0	0	0	0	0	0	0	0	0
8,870	12,005	35	61	230	379	50	61	130	164	115	76
4,010	5,853	25	52	145	207	20	26	50	73	0	0
1,190	1,014	5	4	40	32	10	4	30	24	0	1
535	581	5	8	15	14	5	3	5	2	90	72
395	215	0	1	10	3	0	1	0	0	0	0
90	76	0	0	0	1	0	0	0	0	0	0
550	767	0	1	10	10	5	4	10	6	5	0
915	386	5	2	10	6	5	1	10	4	5	1
7,895	3,656	30	13	215	105	35	15	120	54	5	3
0	2	0	0	0	0	5	7	0	0	0	0
35	588	0	0	5	40	0	8	0	4	0	0
15	41	0	0	0	1	0	8	0	0	0	0
5	110	0	0	0	0	0	0	0	0	0	0
25	423	0	0	0	39	0	0	0	4	0	0
5	12	0	0	0	0	0	0	0	0	0	0
9,140	12,924	40	32	250	336	45	23	165	198	25	41
1,215	0	10	0	25	0	15	0	25	0	0	0
995	4,413	5	3	35	142	0	2	15	109	5	23
2,740	740	10	3	110	27	5	0	45	8	5	1
2,280	1,033	10	1	45	17	5	2	35	6	5	2
6,765	2,621	30	6	230	84	30	6	110	45	15	3
110	38	0	0	0	0	0	0	0	0	0	2
6,440	2,035	30	10	210	27	25	6	90	10	15	3
2,360	435	5	2	65	13	15	5	40	6	10	2
4,075	1,219	15	4	105	22	15	1	60	8	10	4
1,360	91	5	0	55	3	5	0	30	2	5	0
40	30	0	0	0	0	0	0	0	0	0	0
930	270	5	2	0	1	0	0	10	4	5	1
20	1	0	0	0	0	10	1	0	0	0	0
20	1	0	0	0	0	10	0	0	0	0	0
0	0	0	0	0	0	0	0	0	0	0	0
0	0	0	0	0	0	0	1	0	0	0	0
0	0	0	0	0	0	0	0	0	0	0	0
335	493	0	1	5	4	0	1	5	3	15	22
330	294	0	1	5	4	0	0	5	3	15	18
5	4	0	0	0	0	0	0	0	0	0	0
30	20	0	0	0	0	0	0	0	1	0	0
170	46	0	0	0	1	0	0	0	0	10	1
65	58	0	0	0	0	0	0	0	0	5	1
75	40	0	0	0	0	0	0	0	0	0	0
55	30	0	0	0	0	0	0	0	0	0	2
1,185	4,344	10	25	20	17	10	10	35	79	5	29
395	329	5	7	5	3	5	1	5	1	0	4
70	31	0	0	0	0	0	0	5	1	0	1
540	71	5	1	5	1	5	0	20	2	5	1
940	865	10	6	15	8	10	8	30	58	0	11
360	102	0	0	0	1	0	0	5	1	0	0
320	1,226	5	11	0	4	0	0	5	13	0	0
45	1,231	0	0	0	0	0	0	0	0	0	0
5	108	0	0	0	0	0	0	0	0	0	0
35	42	0	0	0	0	0	0	0	2	0	11
0	8	0	0	0	0	0	0	0	0	0	0
12,950	43,287	80	310	360	1,077	90	142	240	549	430	338

Service costs in \$ thousands Client counts rounded to nearest multiple of five.

District 40	Use Rate (%)	Rank	Total Clients	Total Service Cost (\$000's)	Age 0-17 Clients	Age 0-17 Service Cost (\$000's)	Age 18-64 Clients	Age 18-64 Service Cost (\$000's)	Age Over 64 Clients	Age Over 64 Service Cost (\$000's)
1992 Est. Pop. 106,771										
AASA	1.45	12	1,550	14,219	10	30	310	1,811	1,225	12,377
Case Mgt & Assmt	0.51	12	550	177	5	0	150	7	395	10
Chore Services	0.39	9	420	1,008	0	5	85	216	335	787
Personal Care	0.33	19	350	1,235	5	24	110	364	235	846
Adult Family Home	0.00	47	5	2	0	0	5	2	0	0
Congregate Care	0.10	16	105	166	0	1	30	56	70	108
Nursing Home	0.75	9	800	11,749	0	0	95	1,160	705	10,590
APS-Adult Prot	0.03	32	35	5	0	0	15	2	10	2
DASA	0.91	14	970	1,036	75	95	880	930	15	12
Detoxification	0.19	9	205	288	0	0	195	278	5	9
ADATSA Assessmnt	0.24	16	260	43	0	0	255	42	0	0
Residential Tx	0.17	19	180	346	25	80	155	265	0	1
Outpatient Tx	0.57	17	605	275	55	15	540	259	10	1
Methadone Tx	0.01	16	10	5	0	0	10	5	0	0
ADATSA Stipend	0.19	11	205	80	5	0	200	79	0	0
DCFS	2.81	19	3,000	3,850	2,515	3,724	395	100	5	2
CPS Acc Ref.Chld	1.44	24	1,535	224	1,495	219	5	1	0	0
Family Rec Serv	0.11	33	120	106	115	102	0	1	0	0
First Steps	0.33	11	350	0	60	0	290	0	0	0
Home Services	0.08	13	85	43	50	29	25	12	0	0
Intern Care	0.03	23	25	127	25	127	0	0	0	0
Foster Care	0.34	27	365	908	320	870	15	27	5	1
Group TX Care	0.08	2	85	1,494	80	1,445	5	48	0	0
Adoption	0.08	7	85	298	85	295	0	3	0	0
Emp/Tmg CC-Chld	0.55	10	590	413	530	406	55	6	0	1
Therapy CC-Child	0.21	12	220	154	200	149	10	2	0	0
DDD	0.32	32	340	2,200	135	145	190	1,946	15	109
Case Management	0.31	29	330	0	135	0	185	0	15	0
RHC-Res Hab Ctr	0.00	13	0	0	0	0	0	0	0	0
Comm Residential	0.08	19	80	1,370	0	85	70	1,402	10	83
Emp & Training	0.12	11	125	312	0	0	115	489	10	22
Family Support	0.02	37	25	34	25	34	0	0	0	0
Prof Services	0.02	16	25	22	10	5	15	17	0	0
Supplemental Community	0.03	22	35	61	5	22	30	36	5	3
DIA	12.00	24	12,815	14,737	5,860	7,748	6,395	6,741	545	247
Regular AFDC	4.82	27	5,140	7,030	3,320	4,524	1,820	2,504	0	2
Employable AFDC	1.32	31	1,415	1,101	795	602	615	499	0	0
IA ChildCare-Chd	0.44	32	465	284	455	277	10	6	0	0
JOBS	0.56	27	595	238	15	6	575	232	0	0
Pregnancy Grant	0.12	23	125	89	10	9	110	79	0	0
GA-U and GA-X	0.74	19	790	1,015	5	1	785	1,013	0	2
Aged,Blind,Disbl	1.36	21	1,450	257	105	8	990	196	355	53
Food Assistance	10.74	25	11,470	4,667	5,440	2,316	5,695	2,161	320	190
Refugee Grant	0.04	26	40	34	5	4	35	30	0	0
DJR	0.05	15	50	933	40	805	5	128	0	0
Parole	0.01	26	15	63	10	55	5	8	0	0
Community Placemt	0.01	22	15	209	10	144	5	65	0	0
DJR Institutions	0.03	12	35	638	30	583	5	55	0	0
DJR Special TX	0.01	6	10	23	10	23	0	0	0	0
MAA	12.63	21	13,485	18,048	6,350	4,111	5,610	11,762	1,400	2,175
Eligible No Svc	1.63	21	1,735	0	1,015	0	535	0	60	0
Hosp Inpatient	1.46	17	1,560	6,312	245	1,506	1,070	4,558	245	248
BR-Output & Physn	3.80	21	4,060	868	2,025	295	1,980	569	55	4
Hosp Outpatient	2.77	22	2,960	1,154	650	215	1,845	791	465	148
Physician&Clinic	8.93	20	9,535	3,446	4,185	949	4,290	2,404	1,060	93
Psych Services	0.23	21	240	64	25	23	210	41	5	0
Prescriptions	8.57	23	9,150	2,880	3,800	313	4,090	1,604	1,265	964
Dental Care	3.48	23	3,710	803	1,835	264	1,620	482	255	57
Other Medical	6.05	19	6,460	1,907	2,160	419	3,520	1,161	785	327
EPSDT	2.12	23	2,265	145	1,825	118	440	27	0	0
HMOs	0.03	42	25	16	15	9	10	6	0	0
Medicare Part B	1.42	17	1,520	452	0	0	410	118	1,110	334
DORA	0.11	37	115	19	25	1	85	17	5	0
Case Management	0.11	37	115	8	25	1	85	3	5	0
ESL Training	0.03	14	30	7	0	0	30	7	0	0
Employment Ser	0.03	27	35	7	0	0	35	7	0	0
Unaccompanied Minors	0.00	8	0	0	0	0	0	0	0	0
DVR	0.67	6	710	1,126	10	7	705	1,114	0	5
Regular Case Mgt	0.65	6	695	663	10	5	685	657	0	2
SE Case Mgt	0.02	7	20	23	0	0	20	23	0	0
Assess Job Skill	0.05	6	55	30	0	0	55	30	0	0
Medical/Psych Tx	0.35	4	375	93	5	1	370	91	0	0
Training & Educ	0.15	7	160	121	0	0	160	120	0	1
Personal Support	0.15	6	165	119	0	0	165	116	0	3
Work Support	0.10	8	110	76	0	0	110	76	0	0
MHD	2.21	8	2,365	7,896	605	1,365	1,465	5,834	290	676
Case Management	0.82	7	880	1,421	250	354	490	917	140	139
Crisis Services	0.32	20	345	163	30	15	295	142	15	5
CMHC Intake	1.01	5	1,080	171	325	48	600	87	160	33
Outpatient Tx	1.52	3	1,625	1,541	515	533	980	930	125	72
Medication Mgt	0.69	7	730	157	75	9	595	133	65	15
Day Treatment	0.28	10	300	958	75	287	165	492	65	179
State Institutions	0.09	17	95	2,358	0	0	85	2,334	10	224
CSTC	0.00	6	0	69	0	69	0	0	0	0
ITA-Comm Hosp	0.07	15	70	130	5	50	60	75	5	5
Adlt Res Tx Fac	0.00	7	0	0	0	0	0	0	0	0
DSHS Agency Total	18.56	18	19,820	64,064	8,800	18,031	8,910	30,383	1,870	15,603

Service costs in \$ thousands. Client counts rounded to nearest multiple of five.

White (NonHisp.) Clients	White (NonHisp.) Service Cost (\$000's)	Black (NonHisp.) Clients	Black (NonHisp.) Service Cost (\$000's)	Indian (NonHisp.) Clients	Indian (NonHisp.) Service Cost (\$000's)	Asian (NonHisp.) Clients	Asian (NonHisp.) Service Cost (\$000's)	Hispanic Clients	Hispanic Service Cost (\$000's)	Unknown Race Clients	Unknown Race Service Cost (\$000's)
1,485	13,956	5	21	30	116	5	12	20	85	10	28
510	15	0	0	20	1	5	0	10	0	5	0
390	932	0	2	15	30	0	2	10	29	5	13
330	1,173	0	0	10	29	0	9	10	23	0	1
5	2	0	0	0	0	0	0	0	0	0	0
105	165	0	0	0	0	0	0	0	0	0	0
785	11,625	0	19	10	56	0	0	0	34	0	15
30	5	0	0	0	0	0	0	0	0	0	0
830	874	15	15	65	81	5	35	60	31	0	0
180	233	0	3	15	15	5	35	5	2	0	0
235	38	0	0	15	3	0	0	5	1	0	0
145	279	5	8	30	49	0	0	5	10	0	0
515	246	10	3	25	8	0	0	50	18	0	0
5	4	0	0	0	1	0	0	0	0	0	0
190	74	0	0	10	4	0	0	0	1	0	0
2,090	2,879	50	300	200	302	30	43	395	208	240	117
1,085	161	20	4	110	18	15	2	120	17	190	23
110	97	5	3	0	0	0	0	5	5	0	1
270	0	0	0	15	0	5	0	60	0	0	0
75	41	0	0	5	1	0	0	0	0	0	0
25	120	0	2	0	2	0	0	0	2	0	0
250	635	15	37	55	186	5	1	15	16	25	34
70	1,165	10	217	0	49	0	31	5	23	0	11
55	213	5	17	0	10	0	5	5	6	20	45
340	265	5	2	30	22	10	5	200	116	0	2
165	117	10	8	20	14	0	0	25	14	5	2
310	2,078	5	69	5	0	0	41	10	8	0	3
305	0	5	0	5	0	0	0	10	0	0	0
0	0	0	0	0	0	0	0	0	0	0	0
75	1,469	5	66	0	0	0	35	0	0	0	0
120	497	0	3	0	0	0	3	0	8	0	0
25	34	0	0	0	0	0	0	0	0	0	0
25	22	0	0	0	0	0	0	0	0	0	0
30	34	0	0	0	0	0	3	0	0	0	3
10,150	12,027	100	123	630	267	150	199	1,760	1,416	25	6
4,130	5,716	45	60	355	520	55	74	560	660	0	0
1,065	814	15	12	120	117	25	30	190	128	0	0
395	253	5	5	25	11	0	0	30	11	10	4
525	217	0	0	15	3	5	1	50	17	0	0
110	78	0	0	5	4	0	2	5	5	0	0
705	936	5	8	25	37	10	5	45	29	5	0
1,305	220	10	1	50	12	15	3	60	20	5	1
8,995	3,764	90	38	555	262	130	59	1,695	544	5	1
5	8	0	0	0	0	30	26	0	0	0	0
35	660	0	42	10	143	0	27	5	61	0	0
10	52	0	0	0	7	0	0	0	4	0	0
10	104	0	39	0	19	0	27	0	20	0	0
20	486	0	2	10	117	0	0	5	32	0	0
5	18	0	0	0	1	0	0	0	5	0	0
10,860	15,403	105	111	615	814	155	173	1,715	1,310	30	37
1,300	0	20	0	85	0	15	0	320	0	0	0
1,290	5,355	10	37	75	296	20	50	165	570	0	4
3,180	705	40	7	245	53	30	5	555	95	10	1
2,545	965	20	5	120	65	35	11	235	107	10	1
7,795	2,785	75	19	460	221	120	39	1,065	375	25	6
225	38	5	4	5	1	0	0	5	1	0	0
7,615	2,623	65	22	345	63	115	25	985	130	25	16
3,145	697	30	5	105	24	50	12	370	62	15	2
5,360	1,656	45	6	235	77	85	26	715	136	15	5
1,815	118	20	1	65	4	30	2	330	20	10	0
20	10	0	1	0	0	0	1	5	3	0	0
1,445	432	5	2	25	7	5	1	35	10	0	0
35	8	0	0	0	0	80	11	0	0	0	0
35	2	0	0	0	0	80	1	0	0	0	0
10	3	0	0	0	0	15	3	0	0	0	0
15	4	0	0	0	0	0	4	0	0	0	0
0	0	0	0	0	0	0	0	0	0	0	0
620	986	5	14	15	24	5	6	55	70	15	26
600	575	5	8	15	15	5	4	55	50	15	12
20	23	0	0	0	0	0	0	0	0	0	0
45	27	0	1	0	0	0	0	0	1	5	2
325	83	5	2	5	2	5	1	30	5	5	1
145	111	0	1	5	2	0	0	5	3	5	3
145	103	0	2	5	2	0	0	5	9	5	4
100	64	0	1	5	3	0	0	5	4	5	4
2,060	7,049	25	215	60	105	20	68	180	417	20	43
755	1,272	10	16	25	32	10	10	80	81	0	11
310	140	5	1	5	0	5	5	20	15	5	2
925	147	10	1	25	3	5	1	115	16	0	3
1,410	1,350	20	24	45	22	10	15	130	121	5	8
675	144	5	1	20	5	5	2	25	3	5	3
270	846	5	6	10	42	5	25	10	39	0	0
85	2,316	5	136	0	0	0	1	5	103	0	0
0	69	0	0	0	0	0	0	0	0	0	0
50	102	0	1	0	0	0	2	0	9	15	16
0	0	0	0	0	0	0	0	0	0	0	0
15,595	35,920	175	910	865	2,533	215	614	2,640	3,807	330	260

Service costs in \$ thousands. Client counts rounded to nearest multiple of five.

District 41	Use Rate (%)	Rank	Total Clients	Total Service Cost (\$000's)	Age 0-17 Clients	Age 0-17 Service Cost (\$000's)	Age 18-64 Clients	Age 18-64 Service Cost (\$000's)	Age Over 64 Clients	Age Over 64 Service Cost (\$000's)
1992 Est. Pop. 103,381										
AASA	0.36	49	370	3,548	0	2	80	436	280	3,107
Case Mgt & Assmt	0.06	46	60	5	0	0	20	4	40	1
Chore Services	0.05	49	50	141	0	2	20	86	30	52
Personal Care	0.09	49	95	374	0	0	35	122	60	252
Adult Family Home	0.01	36	10	7	0	0	10	6	0	1
Congregate Care	0.01	44	15	20	0	0	0	2	10	18
Nursing Home	0.21	44	215	2,961	0	0	15	197	200	2,764
APS-Adult Prot	0.03	32	30	8	0	0	10	3	10	2
DASA	0.20	49	205	186	35	46	165	138	0	2
Detoxification	0.03	45	30	24	0	0	30	24	0	0
ADATSA Assessmnt	0.07	48	70	12	0	0	70	12	0	0
Residential Tx	0.02	48	15	50	5	41	10	9	0	0
Outpatient Tx	0.14	49	140	43	35	5	105	36	0	2
Methadone Tx	0.01	16	5	3	0	0	5	3	0	0
ADATSA Stipend	0.06	29	60	54	0	0	60	54	0	0
DCFS	0.62	49	640	738	580	659	50	77	0	0
CPS Acc Ref-Chld	0.35	49	365	51	355	50	0	0	0	0
Family Rec Serv	0.06	46	60	39	55	35	5	2	0	0
First Steps	0.04	48	40	0	10	0	30	0	0	0
Home Services	0.00	47	5	3	0	1	0	0	0	0
Interim Care	0.00	48	5	2	5	2	0	0	0	0
Foster Care	0.05	49	55	246	50	212	5	33	0	0
Group TX Care	0.00	47	0	78	0	78	0	0	0	0
Adoption	0.02	45	25	107	20	70	5	37	0	0
Emp/Tmg CC-Chld	0.12	47	125	167	120	167	5	0	0	0
Therapy CC-Chld	0.04	49	40	44	40	43	0	0	0	0
DDD	0.19	47	195	1,888	75	73	120	1,900	0	65
Case Management	0.19	48	195	0	75	0	125	0	0	0
RHC-Res Hab Ctr	0.00	13	5	294	0	0	5	294	0	0
Comm Residential	0.03	37	30	1,122	0	0	25	1,057	0	65
Emp & Training	0.06	36	65	379	0	0	65	379	0	0
Family Support	0.01	46	10	31	10	23	5	7	0	0
Prof Services	0.00	49	5	6	0	0	5	6	0	0
Supplemental Community	0.01	41	10	45	0	0	10	45	0	0
DIA	2.87	49	2,970	4,102	1,285	3,012	1,445	1,891	240	198
Regular AFDC	1.17	49	1,205	1,803	775	1,138	430	665	0	0
Employable AFDC	0.35	48	355	366	200	202	155	164	0	0
IA ChildCare-Chd	0.12	48	125	116	125	116	0	0	0	0
JOBS	0.17	49	180	87	5	0	175	86	0	0
Pregnancy Grant	0.02	48	20	14	5	1	15	13	0	0
GA-U and GA-X	0.19	49	200	299	0	0	200	297	0	2
Aged,Blind,Disabl	0.50	47	515	235	25	7	275	101	215	127
Food Assistance	2.40	49	2,485	1,128	1,165	547	1,200	512	120	69
Refugee Grant	0.05	25	55	49	5	1	50	47	0	1
DJR	0.01	47	5	150	5	29	5	121	0	0
Parole	0.00	48	5	22	0	14	5	9	0	0
Community Placmnt	0.00	41	0	27	0	0	0	27	0	0
DJR Institutions	0.00	49	5	100	0	16	5	85	0	0
DJR Special TX	0.00	33	0	0	0	0	0	0	0	0
MAA	3.41	49	3,525	5,336	1,445	1,357	1,580	3,257	480	721
Eligible No Svc	0.46	49	475	0	255	0	175	0	25	0
Hosp Inpatient	0.37	49	385	1,831	60	553	255	1,119	65	160
ER-Outpt & Physn	0.79	49	815	182	375	64	415	113	30	4
Hosp Outpatient	0.75	48	780	468	205	60	470	361	105	47
Physician&Clinic	2.34	49	2,425	987	940	230	1,175	696	310	61
Psych Services	0.09	49	90	46	15	6	75	40	0	0
Prescriptions	2.17	49	2,245	774	760	83	1,080	429	405	262
Dental Care	1.05	49	1,085	218	435	63	510	128	135	27
Other Medical	1.38	49	1,425	613	300	222	905	310	225	82
EPSDT	0.49	49	505	36	425	31	75	4	0	0
IMOs	0.07	32	70	70	45	45	25	25	0	0
Medicare Part B	0.39	48	405	110	0	0	110	32	295	78
DORA	0.42	21	430	91	100	5	280	82	50	4
Case Management	0.42	21	435	19	100	5	285	12	50	3
ESL Training	0.05	11	50	21	0	0	45	21	5	1
Employment Ser	0.07	15	70	51	0	0	65	50	0	1
Unaccompanied Minors	0.00	8	0	0	0	0	0	0	0	0
DVR	0.19	49	200	403	5	1	195	402	0	0
Regular Case Mgt	0.18	49	185	182	5	1	185	182	0	0
SE Case Mgt	0.01	21	15	14	0	0	15	14	0	0
Assess Job Skill	0.03	18	30	17	0	0	30	17	0	0
Medical/Psych Tx	0.09	49	90	43	0	0	90	43	0	0
Training & Educ	0.05	49	50	91	0	0	50	91	0	0
Personal Support	0.03	49	35	25	0	0	35	25	0	0
Work Support	0.02	49	20	30	0	0	20	30	0	0
MHD	0.37	47	380	1,969	50	137	290	1,525	40	307
Case Management	0.15	46	150	604	15	28	105	900	30	76
Crisis Services	0.07	47	75	31	5	3	70	28	0	0
CMHC Intake	0.13	47	130	28	30	5	85	20	20	4
Outpatient Tx	0.26	47	270	234	45	46	205	178	15	10
Medication Mgt	0.16	43	170	51	5	0	140	44	25	6
Day Treatment	0.03	48	25	78	5	47	20	31	0	0
State Institutions	0.03	39	30	847	0	0	25	637	5	210
CSTC	0.00	6	0	10	0	10	0	1	0	0
I/A-Comm Hosp	0.03	38	30	25	0	0	25	25	0	0
Adlt Res Tx Fac	0.00	7	0	0	0	0	0	0	0	0
DSHS Agency Total	4.70	49	4,865	18,411	2,055	4,272	2,220	9,725	545	4,405

Service costs in \$ thousands. Client counts rounded to nearest multiple of five.

White (NonHisp.) Clients	White (NonHisp.) Service Cost (\$000's)	Black (NonHisp.) Clients	Black (NonHisp.) Service Cost (\$000's)	Indian (NonHisp.) Clients	Indian (NonHisp.) Service Cost (\$000's)	Asian (NonHisp.) Clients	Asian (NonHisp.) Service Cost (\$000's)	Hispanic Clients	Hispanic Service Cost (\$000's)	Unknown Race Clients	Unknown Race Service Cost (\$000's)
325	3,288	10	48	0	4	15	97	5	19	15	92
50	4	0	0	0	0	5	1	0	0	0	0
45	125	0	2	0	0	5	14	0	0	0	0
75	244	5	39	0	4	10	67	0	17	0	2
5	3	0	3	0	0	0	1	0	0	0	0
15	20	0	0	0	0	0	0	0	0	0	0
210	2,862	0	4	0	0	0	5	0	2	5	87
20	5	0	0	0	0	0	0	0	0	10	3
170	168	25	17	0	0	0	0	5	1	0	0
25	22	0	2	0	0	0	0	0	0	0	0
60	10	10	2	0	0	0	0	0	0	0	0
15	50	0	0	0	0	0	0	0	0	0	0
115	36	15	5	0	0	0	0	5	1	0	0
5	3	0	0	0	0	0	0	0	0	0	0
55	47	10	7	0	0	0	0	0	0	0	0
415	517	75	80	10	19	20	9	15	4	105	72
220	31	50	7	10	1	15	2	0	0	70	9
50	31	5	2	0	0	0	1	0	1	5	5
30	0	0	0	0	0	5	0	5	0	0	0
0	1	0	1	0	0	0	0	0	0	0	1
0	2	0	0	0	0	0	0	0	0	0	0
30	185	10	34	0	10	0	6	5	31	5	9
0	78	0	0	0	0	0	0	0	0	0	0
10	66	5	12	0	3	0	0	0	0	10	25
85	123	15	16	0	4	0	0	5	6	20	18
30	28	5	7	0	0	0	1	0	3	0	4
160	1,751	10	123	0	0	10	15	5	0	5	0
165	0	10	0	0	0	10	0	5	0	5	0
5	294	0	0	0	0	0	0	0	0	0	0
25	1,059	0	63	0	0	0	0	0	0	0	0
60	317	5	47	0	0	5	15	0	0	0	0
10	26	0	5	0	0	0	0	0	0	0	0
5	2	0	4	0	0	0	0	0	0	0	0
10	44	0	1	0	0	0	0	0	0	0	0
2,100	2,779	365	632	20	19	360	522	65	107	60	43
815	1,199	250	378	5	8	95	163	35	50	5	5
255	259	25	19	5	2	55	66	15	16	5	5
80	77	15	15	0	1	5	6	0	0	25	17
130	65	25	12	0	0	20	8	5	2	0	0
15	10	0	1	0	1	0	1	0	0	0	0
155	222	15	32	0	2	20	36	5	7	0	0
345	143	20	6	0	0	125	75	5	1	20	8
1,775	771	340	168	15	6	275	145	60	30	15	8
35	29	0	0	0	0	20	20	0	0	0	0
5	83	0	61	0	0	0	0	0	0	0	6
0	8	0	8	0	0	0	0	0	0	0	6
0	27	0	0	0	0	0	0	0	0	0	0
5	48	0	53	0	0	0	0	0	0	0	0
0	0	0	0	0	0	0	0	0	0	0	0
2,560	4,128	365	453	15	24	390	568	135	117	55	46
345	0	60	0	5	0	30	0	25	0	10	0
285	1,484	35	120	5	5	40	170	15	36	5	17
600	123	115	31	5	0	50	14	40	11	10	2
565	341	90	54	5	6	85	52	25	14	5	2
1,725	728	235	78	10	9	320	135	90	30	40	8
80	37	10	8	0	0	5	1	0	0	0	0
1,650	608	210	40	10	2	285	163	60	12	35	10
790	159	105	16	5	0	140	37	30	4	15	2
1,030	487	145	74	5	2	180	39	50	8	15	3
360	26	60	4	0	0	50	4	25	2	5	0
45	42	20	26	0	0	5	2	0	0	0	0
340	93	10	4	0	0	45	11	0	0	5	2
215	68	0	0	0	0	215	23	0	0	0	0
215	9	0	0	0	0	215	10	0	0	0	0
35	16	0	0	0	0	10	5	0	0	0	0
50	43	0	0	0	0	20	8	0	0	0	0
0	0	0	0	0	0	0	0	0	0	0	0
170	351	10	13	0	7	5	5	5	4	10	24
160	159	10	7	0	2	5	4	5	2	10	9
10	12	0	2	0	0	0	0	0	0	0	0
30	16	0	1	0	0	0	0	0	0	0	0
80	37	5	1	0	0	5	1	0	1	5	3
45	84	0	3	0	0	0	0	0	0	5	4
25	20	0	0	0	4	0	0	0	0	0	1
15	22	0	1	0	0	0	0	0	0	5	7
270	1,749	20	65	5	68	30	40	55	45	0	0
115	538	10	26	0	3	15	22	10	15	0	0
55	26	5	2	0	0	5	1	15	3	0	0
100	22	10	2	0	0	5	1	20	3	0	0
195	183	10	12	5	4	25	12	35	22	0	0
130	43	10	2	0	0	20	4	15	2	0	0
25	66	0	8	0	3	0	0	0	1	0	0
25	787	0	12	0	48	0	0	0	0	0	0
0	1	0	0	0	18	0	0	0	0	0	0
20	22	5	2	0	0	0	1	0	0	0	0
0	0	0	0	0	0	0	0	0	0	0	0
3,485	14,881	460	1,492	35	143	475	1,278	205	334	205	284

Source: DSHS ORDA - NADB Client Database

Service costs in \$ thousands. Client counts rounded to nearest multiple of five.

District 42	Use Rate (%)	Rank	Total Clients	Total Service Cost (\$000's)	Age 0-17 Clients	Age 0-17 Service Cost (\$000's)	Age 18-64 Clients	Age 18-64 Service Cost (\$000's)	Age Over 64 Clients	Age Over 64 Service Cost (\$000's)
1992 Est. Pop. 106,983										
AASA	0.94	26	1,005	10,897	0	0	260	2,107	740	8,789
Case Mnt & Assmt	0.27	27	290	12	0	0	110	6	180	5
Chore Services	0.15	31	160	399	0	0	50	143	110	256
Personal Care	0.24	31	260	884	0	0	105	339	155	545
Adult Family Home	0.01	36	10	3	0	0	5	2	0	1
Congregate Care	0.05	21	55	82	0	0	20	35	35	48
Nursing Home	0.56	17	690	9,483	0	0	95	1,568	505	7,914
APS-Adult Prot	0.02	44	25	5	0	0	10	2	15	3
DASA	0.64	23	690	717	50	90	630	618	10	9
Detoxification	0.17	11	180	161	5	7	170	147	5	7
ADATSA Assessmnt	0.09	44	100	16	0	0	95	15	0	0
Residential Tx	0.16	21	170	293	30	77	135	215	0	0
Outpatient Tx	0.42	23	445	202	20	6	420	195	5	1
Methadone Tx	0.00	34	0	2	0	0	0	2	0	0
ADATSA Stupend	0.06	29	65	44	0	0	65	44	0	0
DCFS	2.70	21	2,890	3,219	2,415	3,101	385	91	5	1
CPS Acc Ref-Chld	1.45	23	1,550	224	1,520	219	5	0	0	0
Family Rec Serv	0.07	45	75	67	75	66	0	0	0	0
First Steps	0.31	12	335	0	50	0	285	0	0	0
Home Services	0.06	20	65	23	35	13	20	6	0	0
Interim Care	0.02	30	20	72	15	70	0	2	0	0
Foster Care	0.36	24	385	1,041	310	987	30	39	0	0
Group TX Care	0.02	24	25	212	25	207	0	5	0	0
Adoption	0.18	1	195	1,109	185	1,087	5	22	0	0
Emp/Trng CC-Chld	0.39	21	420	275	380	262	35	12	0	1
Therapy CC-Child	0.22	9	235	160	215	153	15	5	0	0
DDD	0.36	21	385	2,527	130	157	235	2,323	25	47
Case Management	0.34	20	370	0	125	0	220	0	25	0
RHC-Res Hab Ctr	0.00	13	0	48	0	0	0	48	0	0
Comm Residential	0.09	13	100	1,834	5	68	95	1,731	5	36
Emp & Training	0.13	7	140	404	0	0	130	394	10	11
Family Support	0.02	37	25	82	25	82	0	0	0	0
Prof Services	0.02	16	20	18	5	1	15	17	0	0
Supplemental Community	0.06	9	60	131	5	7	55	124	0	0
DIA	9.98	32	10,675	12,892	5,115	7,091	5,160	5,611	390	194
Regular AFDC	4.07	32	4,355	6,130	2,860	4,092	1,490	2,038	0	0
Employable AFDC	1.31	32	1,400	1,071	795	605	600	466	0	0
IA ChildCare-Chld	0.50	29	535	327	525	323	5	1	0	0
JOBS	0.51	30	545	223	15	8	530	215	0	0
Pregnancy Grant	0.08	36	80	62	10	6	70	56	0	0
GA-U and GA-X	0.50	33	540	831	0	0	535	830	0	1
Aged,Blind,Disbl	1.12	31	1,200	272	105	9	820	195	275	69
Food Assistance	8.78	32	9,390	3,905	4,665	2,038	4,520	1,745	205	123
Refugee Grant	0.06	20	60	52	15	10	45	41	5	1
DJR	0.05	15	55	932	35	582	20	349	0	0
Parole	0.01	26	15	50	10	25	5	26	0	0
Community Placmt	0.02	9	15	172	10	108	5	64	0	0
DJR Institutions	0.03	12	35	703	25	445	10	258	0	0
DJR Special TX	0.00	33	5	7	5	5	0	2	0	0
MAA	10.25	29	10,970	14,414	5,350	3,666	4,520	9,201	990	1,548
Eligible No Svc	1.45	26	1,545	0	930	0	475	0	35	0
Hosp Inpatient	1.11	28	1,190	4,845	225	1,251	825	3,349	135	245
BR-Output & Physn	2.93	30	3,135	638	1,575	251	1,525	382	40	5
Hosp Outpatient	1.78	40	1,905	977	415	152	1,270	760	220	65
Physician&Clinic	7.36	28	7,870	2,991	3,660	875	3,495	2,015	715	101
Psych Services	0.17	34	185	48	30	19	155	29	0	0
Prescriptions	6.74	29	7,210	2,220	3,145	290	3,210	1,303	855	627
Dental Care	2.66	32	2,845	481	1,360	178	1,290	266	200	37
Other Medical	4.92	27	5,265	1,773	1,750	557	2,965	977	550	238
EPSDT	1.56	32	1,670	107	1,370	89	295	18	0	0
HMOs	0.01	49	10	4	5	2	5	2	0	0
Medicare Part B	1.04	25	1,110	330	0	0	336	100	780	230
EXORA	0.24	30	260	29	80	3	160	25	20	1
Case Management	0.24	30	260	10	80	3	160	6	20	1
ESL Training	0.03	14	35	6	0	0	35	6	0	0
Employment Ser	0.04	23	45	13	0	0	40	13	0	0
Unaccompanied Minors	0.00	8	0	0	0	0	0	0	0	0
DVR	0.55	13	585	915	5	2	580	913	0	0
Regular Case Mnt	0.55	11	585	577	5	2	580	575	0	0
SE Case Mgt	0.00	43	0	0	0	0	0	0	0	0
Assess Job Skill	0.03	18	30	22	0	0	30	22	0	0
Medical/Psych Tx	0.26	11	285	78	0	0	280	78	0	0
Traning & Educ	0.13	11	140	106	0	0	140	106	0	0
Personal Support	0.11	15	115	89	0	0	115	89	0	0
Work Support	0.06	19	65	43	0	0	65	43	0	0
MHD	1.21	25	1,290	5,333	315	1,107	800	3,592	170	629
Case Management	0.49	18	520	827	125	232	300	521	95	75
Crisis Services	0.03	49	30	12	0	0	25	10	0	1
CMBIC Intake	0.55	18	590	89	160	24	355	49	70	14
Outpatient Tx	0.88	20	935	956	260	320	595	602	80	32
Medication Mgt	0.30	33	320	85	20	4	265	74	35	7
Day Treatment	0.20	20	210	711	60	249	120	387	35	74
State Institutions	0.07	21	75	2,220	0	31	65	1,766	10	423
CSTC	0.00	6	5	230	5	230	0	0	0	0
ITA-Comm Hosp	0.06	21	60	67	10	17	50	49	5	1
Adlt Res Tx Fac	0.00	7	0	0	0	0	0	0	0	0
DSHS Agency Total	14.94	27	15,980	51,883	7,535	15,799	7,015	24,831	1,215	11,218

Service costs in \$ thousands. Client counts rounded to nearest multiple of five.

White (NonHisp.) Clients	White (NonHisp.) Service Cost (\$000's)	Black (NonHisp.) Clients	Black (NonHisp.) Service Cost (\$000's)	Indian (NonHisp.) Clients	Indian (NonHisp.) Service Cost (\$000's)	Asian (NonHisp.) Clients	Asian (NonHisp.) Service Cost (\$000's)	Hispanic Clients	Hispanic Service Cost (\$000's)	Unknown Race Clients	Unknown Race Service Cost (\$000's)
935	10,432	5	33	35	270	5	34	10	52	10	76
250	11	5	0	20	1	5	0	5	0	5	0
130	334	0	2	15	47	0	5	0	1	5	10
230	784	5	5	15	44	5	28	5	17	0	5
10	3	0	0	0	0	0	0	0	0	0	0
50	75	0	2	0	3	0	0	0	0	0	2
585	9,191	0	23	10	175	0	0	5	34	5	59
25	5	0	0	0	0	0	0	0	0	0	0
545	570	10	20	80	82	5	1	45	43	0	1
145	127	5	5	20	14	0	1	10	14	0	0
75	12	0	0	15	2	0	0	5	0	0	0
125	224	5	11	30	49	0	0	10	9	0	0
360	166	5	2	45	16	5	1	30	15	0	1
0	2	0	0	0	0	0	0	0	0	0	0
55	37	0	1	5	1	0	0	5	4	0	0
2,020	2,128	55	109	340	403	45	46	210	193	220	339
1,080	160	25	3	210	32	25	3	80	11	135	16
60	54	0	0	5	9	5	2	0	1	0	1
260	0	0	0	20	0	10	0	40	0	0	0
55	18	0	0	10	3	0	0	5	1	0	0
15	70	0	0	0	2	0	0	0	0	0	0
245	673	10	24	80	240	15	38	15	64	20	2
20	184	0	7	0	19	0	1	0	1	0	0
100	596	15	68	10	49	0	0	10	81	55	315
295	212	5	4	45	25	5	3	70	28	5	2
185	124	10	3	30	24	0	0	10	6	5	4
350	2,422	5	26	15	31	5	13	5	21	5	13
335	0	5	0	15	0	5	0	5	0	0	0
0	48	0	0	0	0	0	0	0	0	0	0
95	1,776	0	23	0	24	0	11	0	0	0	1
135	397	0	3	0	4	0	0	0	0	0	0
25	59	0	0	0	2	0	0	0	21	0	0
20	18	0	0	0	0	0	0	0	0	0	0
55	115	0	0	0	1	0	3	0	0	0	12
8,055	9,852	105	116	1,225	1,832	245	296	985	783	55	20
3,285	4,654	45	59	650	948	85	114	290	356	0	0
975	732	10	10	265	10	25	18	125	66	0	0
405	248	5	4	60	53	10	4	20	5	35	13
480	204	5	2	20	6	5	4	35	7	0	0
65	51	0	0	10	9	0	1	0	1	0	0
465	742	5	4	40	44	10	17	20	23	5	1
1,020	213	20	3	80	27	30	11	35	13	10	5
7,020	2,972	90	34	1,105	499	220	89	955	311	0	1
15	15	0	0	0	0	45	37	0	0	0	0
40	732	5	22	5	112	0	0	5	66	0	0
10	44	0	0	0	4	0	0	0	3	0	0
15	107	0	0	0	31	0	0	0	34	0	0
25	577	5	22	5	76	0	0	0	28	0	0
0	4	0	0	0	2	0	0	0	2	0	0
8,545	11,444	100	139	1,150	1,494	250	290	885	994	40	52
1,165	0	20	0	155	0	45	0	155	0	5	0
905	3,697	5	38	135	527	25	119	115	443	0	22
2,330	471	35	5	435	94	55	9	275	59	5	1
1,530	749	20	27	165	116	35	18	145	64	10	3
6,060	2,209	70	21	895	473	180	55	645	223	25	9
160	41	0	0	10	3	5	3	5	1	0	1
5,800	1,977	65	29	595	96	175	35	555	77	25	7
2,390	396	25	5	140	26	85	20	195	33	10	2
4,295	1,513	45	12	400	139	125	25	385	78	15	5
1,365	89	20	1	115	7	40	2	125	7	5	0
5	2	0	0	0	0	0	0	5	3	0	0
1,010	302	10	2	45	13	10	3	30	7	10	3
90	14	0	0	0	0	170	15	0	0	0	0
90	3	0	0	0	0	170	6	0	0	0	0
20	3	0	0	0	0	15	3	0	9	0	0
20	7	0	0	0	0	25	6	0	0	0	0
0	0	0	0	0	0	0	0	0	0	0	0
520	828	15	17	20	19	5	5	15	18	15	28
520	518	15	12	20	15	5	5	15	14	15	13
0	0	0	0	0	0	0	0	0	0	0	0
25	20	0	0	0	1	0	0	0	0	0	1
250	66	5	1	10	2	5	0	10	4	5	4
135	103	0	1	0	0	0	1	0	0	5	1
105	82	5	2	0	2	0	0	0	0	5	4
65	39	0	1	0	0	0	0	0	0	0	3
1,125	4,853	20	107	35	171	15	27	80	160	15	15
450	722	10	14	15	21	5	7	35	64	0	0
25	11	0	0	0	0	0	0	0	0	0	1
525	78	10	1	15	2	5	1	40	7	0	1
820	847	10	17	20	16	5	4	75	69	5	4
300	79	5	3	5	1	5	1	10	1	0	0
190	648	5	16	5	26	0	3	5	13	0	5
70	2,049	0	53	5	105	5	10	0	0	0	0
5	230	0	0	0	0	0	0	0	0	0	0
40	54	0	0	0	0	5	1	5	6	10	5
0	0	0	0	0	0	0	0	0	0	0	0
12,230	43,275	180	589	1,475	4,414	355	738	1,390	2,333	345	544

Service costs in \$ thousands. Client counts rounded to nearest multiple of five.

District 43 1992 Est.Pop. 101,917	Use Rate (%)	Rank	Total Clients	Total Service Cost (\$000's)	Age 0-17 Clients	Age 0-17 Service Cost (\$000's)	Age 18-64 Clients	Age 18-64 Service Cost (\$000's)	Age Over 64 Clients	Age Over 64 Service Cost (\$000's)
AASA	1.21	22	1,235	10,801	0	3	370	1,831	840	8,964
Case Mgt & Assmt	0.40	19	410	32	0	0	170	12	240	20
Chore Services	0.26	20	265	428	0	0	95	162	175	266
Personal Care	0.32	21	330	1,052	0	0	135	373	195	679
Adult Family Home	0.02	24	20	64	0	0	20	61	5	2
Congregate Care	0.05	21	50	82	0	2	30	42	20	37
Nursing Home	0.48	23	490	8,698	0	0	90	1,143	405	7,555
APS-Adult Prot	0.10	7	105	22	0	0	25	5	60	13
DASA	1.69	5	1,725	2,031	70	53	1,630	1,921	25	57
Detoxification	0.47	3	475	768	0	0	455	714	20	54
ADATSA Assessmnt	0.76	3	775	144	0	0	770	143	0	0
Residential Tx	0.21	10	210	389	10	30	200	360	0	0
Outpatient Tx	0.94	5	955	247	55	5	890	240	10	2
Methadone Tx	0.14	2	140	102	0	0	140	102	0	0
ADATSA Stipend	0.41	3	415	362	0	0	415	361	0	1
DCFS	1.03	46	1,050	1,293	905	1,266	135	25	0	0
CPS Acc Ref-Child	0.61	46	625	105	615	102	5	1	0	0
Family Rec Serv	0.05	49	55	105	50	103	5	2	0	0
First Steps	0.12	38	120	0	5	0	115	0	0	0
Home Services	0.01	38	15	9	10	6	5	3	0	0
Interim Care	0.02	30	15	15	15	15	0	0	0	0
Foster Care	0.20	38	200	480	190	465	5	14	0	0
Group TX Care	0.01	35	15	168	10	164	0	4	0	0
Adoption	0.02	45	20	41	20	41	0	0	0	0
Emp/Tmg CC-Child	0.15	42	155	242	150	240	5	1	0	0
Therapy CC-Child	0.07	47	70	129	70	129	0	0	0	0
DDD	0.19	47	195	483	65	16	130	459	5	8
Case Management	0.20	47	200	0	65	0	130	0	5	0
RHC-Res Hab Ctr	0.00	13	0	0	0	0	0	0	0	0
Comm Residential	0.01	48	10	173	0	0	10	173	0	0
Emp & Training	0.04	46	40	189	0	0	40	182	0	8
Family Support	0.01	46	10	10	10	10	0	0	0	0
Prof Services	0.02	16	15	26	0	6	15	19	0	0
Supplemental Community	0.02	34	20	85	0	0	20	85	0	0
DIA	10.46	28	10,660	13,096	2,450	4,712	7,345	7,772	860	611
Regular AFDC	2.87	41	2,925	4,648	1,840	2,963	1,085	1,684	0	0
Employable AFDC	0.58	43	590	555	295	274	290	280	0	1
IA ChildCare-Child	0.29	39	295	348	285	345	5	2	0	0
JOBS	0.37	37	375	160	5	4	370	156	0	0
Pregnancy Grant	0.11	28	110	82	5	2	105	80	0	0
GA-U and GA-X	1.46	5	1,490	2,284	0	0	1,485	2,270	5	15
Aged,Blind,Disbl	2.50	6	2,550	877	35	10	1,810	594	700	272
Food Assistance	9.14	28	9,315	3,980	2,225	1,111	6,540	2,549	540	319
Refugee Grant	0.10	11	105	111	10	3	95	104	5	4
DJR	0.03	30	35	671	25	441	10	230	0	0
Parole	0.01	26	10	41	5	24	5	17	0	0
Community Placmt	0.00	41	5	64	5	39	0	25	0	0
DJR Institutions	0.02	24	25	557	15	371	10	186	0	0
DJR Special TX	0.01	6	10	9	5	7	0	2	0	0
MAA	9.75	32	9,930	20,680	2,570	1,972	6,010	16,348	1,325	2,357
Eligible No Svc	1.19	33	1,215	0	450	0	685	0	55	0
Hosp Inpatient	1.33	18	1,360	8,689	95	829	1,010	7,287	250	572
BR-Outpt & Physn	2.73	32	2,785	880	805	152	1,870	717	110	11
Hosp Outpatient	3.91	13	3,990	2,280	655	168	2,845	1,889	485	222
Physician&Clinic	6.53	33	6,635	2,656	1,455	325	4,260	2,178	940	133
Psych Services	0.48	6	490	127	25	16	455	110	10	1
Prescriptions	6.42	32	6,545	3,202	1,260	95	4,170	2,317	1,110	789
Dental Care	2.48	34	2,530	519	710	80	1,495	353	325	85
Other Medical	4.10	33	4,175	1,702	500	171	2,975	1,277	705	254
EPSDT	1.03	40	1,055	78	890	67	165	11	0	0
HMOs	0.11	24	110	107	70	69	40	39	0	0
Medicare Part B	1.52	15	1,550	441	0	0	625	170	925	270
DORA	0.55	16	565	138	95	4	490	130	65	4
Case Management	0.55	16	560	25	95	4	400	17	65	4
ESL Training	0.08	7	85	31	0	0	80	31	5	1
Employment Ser	0.09	10	95	82	0	0	95	81	0	0
Unaccompanied Minors	0.00	8	0	0	0	0	0	0	0	0
DVR	0.88	4	895	1,495	0	1	890	1,493	5	2
Regular Case Mgt	0.86	4	880	791	0	1	875	789	5	2
SE Case Mgt	0.01	21	15	17	0	0	15	17	0	0
Assess Job Skill	0.10	2	105	44	0	0	105	44	0	0
Medical/Psych Tx	0.35	4	355	174	0	0	355	174	0	0
Training & Educ	0.21	3	220	245	0	0	220	245	0	0
Personal Support	0.16	4	160	99	0	0	160	99	0	0
Work Support	0.15	4	155	103	0	0	155	103	0	0
MHD	1.73	13	1,765	11,536	130	487	1,425	10,044	210	1,004
Case Management	0.73	9	750	1,429	40	67	595	1,253	115	109
Crisis Services	0.49	13	500	133	30	9	455	122	20	3
CMHC Intake	0.32	34	330	52	50	6	225	36	55	9
Outpatient Tx	1.03	14	1,050	1,256	105	171	835	984	110	101
Medication Mgt	0.82	5	840	278	5	1	715	248	115	30
Day Treatment	0.42	4	430	1,417	25	155	380	1,221	30	41
State Institutions	0.15	9	155	5,663	0	11	140	4,956	15	696
CSTC	0.00	6	0	45	0	45	0	0	0	0
ITA-Comm Hosp	0.27	2	280	368	10	19	250	346	20	4
Adlt Res Tx Fac	0.00	7	0	0	0	0	0	0	0	0
DSHS Agency Total	14.54	29	14,820	62,225	3,435	8,955	9,660	40,253	1,665	13,007

Service costs in \$ thousands. Client counts rounded to nearest multiple of five.

White (NonHisp.) Clients	White (NonHisp.) Service Cost (\$000's)	Black (NonHisp.) Clients	Black (NonHisp.) Service Cost (\$000's)	Indian (NonHisp.) Clients	Indian (NonHisp.) Service Cost (\$000's)	Asian (NonHisp.) Clients	Asian (NonHisp.) Service Cost (\$000's)	Hispanic Clients	Hispanic Service Cost (\$000's)	Unknown Race Clients	Unknown Race Service Cost (\$000's)
850	8,163	150	854	20	117	105	1,407	15	42	95	218
285	25	60	2	5	0	35	2	10	0	15	2
170	252	50	95	0	3	15	20	5	3	30	56
210	609	70	230	5	17	40	174	5	21	5	10
20	57	5	6	0	0	0	0	0	0	0	0
40	70	5	3	0	0	0	0	0	1	5	7
385	6,763	30	483	10	93	55	1,210	5	17	5	133
45	9	10	2	0	0	0	0	0	0	45	11
980	1,104	510	607	125	218	10	12	90	87	5	4
270	415	105	151	60	156	5	6	35	38	0	2
420	78	245	46	65	12	5	1	35	6	0	0
110	194	80	156	10	21	0	0	10	18	0	0
560	161	290	64	55	10	5	3	40	9	0	0
95	74	40	25	0	1	0	1	5	2	0	0
195	169	190	161	20	18	0	1	10	13	0	0
420	559	370	529	50	85	25	18	30	27	155	75
220	35	225	40	45	9	15	3	10	2	110	16
30	91	15	16	0	1	0	1	0	0	0	1
75	0	20	0	5	0	10	0	10	0	5	0
5	4	0	2	0	0	0	2	0	1	0	0
10	12	5	3	0	0	0	0	0	0	0	0
75	156	85	207	15	66	5	12	10	16	15	23
10	112	5	56	0	0	0	0	0	0	0	0
5	14	5	22	0	0	0	0	0	0	5	5
50	82	75	128	0	1	0	0	0	2	25	28
25	52	35	61	5	9	0	0	5	5	0	1
150	422	35	42	5	6	5	14	0	0	0	0
155	0	30	0	5	0	5	0	0	0	0	0
0	0	0	0	0	0	0	0	0	0	0	0
10	173	0	0	0	0	0	0	0	0	0	0
35	140	5	41	0	1	0	7	0	0	0	0
5	10	0	1	0	0	0	0	0	0	0	0
15	16	0	0	0	3	0	6	0	0	0	0
15	83	0	0	0	2	0	0	0	0	0	0
5,255	6,143	3,325	5,184	460	537	570	785	370	353	180	96
1,010	1,559	1,565	2,566	135	200	135	229	75	91	0	3
285	259	200	185	20	22	65	75	15	13	0	1
70	75	155	199	0	0	5	5	5	4	65	65
155	73	165	67	10	2	25	14	10	4	0	0
60	49	35	24	5	5	5	3	0	1	0	1
935	1,476	340	517	70	92	55	98	60	95	30	7
1,685	576	440	141	105	33	210	94	75	23	35	10
4,970	1,997	3,070	1,434	425	180	485	241	340	118	30	9
55	50	30	38	0	0	20	24	0	0	0	0
5	87	25	461	5	46	0	0	0	31	0	45
0	4	10	34	0	3	0	0	0	0	0	0
0	1	0	34	0	0	0	0	0	28	0	0
5	82	15	389	5	41	0	0	0	0	0	45
0	0	5	4	0	2	0	0	0	3	0	0
5,445	13,040	2,985	4,832	370	951	685	1,114	350	670	100	73
580	0	450	0	50	0	70	0	50	0	10	0
860	5,409	310	2,159	55	507	75	336	45	259	10	19
1,440	461	1,000	287	130	67	95	23	110	40	10	2
2,345	1,333	1,120	613	150	82	195	141	155	104	25	6
3,765	1,536	1,835	640	245	138	505	206	245	116	65	20
380	105	60	13	10	2	20	4	10	2	5	1
3,745	2,358	1,780	473	230	67	510	217	225	75	45	12
1,365	296	780	126	85	20	185	52	95	22	15	2
2,570	1,163	990	348	175	54	280	92	135	42	30	3
380	28	505	37	30	2	85	7	40	3	15	1
30	26	75	74	5	4	0	1	0	1	0	0
1,140	323	215	61	25	7	125	36	20	6	20	7
255	66	105	44	0	0	195	28	0	0	5	0
255	11	105	5	0	0	195	9	0	0	5	0
45	15	25	10	0	0	15	6	0	0	0	0
45	39	35	29	0	0	15	13	0	0	0	0
0	0	0	0	0	0	0	0	0	0	0	0
595	1,047	195	304	25	25	20	28	35	39	20	52
585	541	195	169	25	19	20	15	35	28	20	19
10	12	0	3	0	0	0	2	0	0	0	0
65	28	30	11	5	1	0	1	5	3	0	1
235	140	80	24	10	2	5	1	15	4	10	4
150	173	50	35	5	3	5	7	5	3	5	24
100	76	55	18	0	0	0	1	5	0	5	3
95	62	50	37	0	0	5	2	5	1	0	1
1,230	9,009	235	1,529	45	129	70	517	105	204	80	147
565	1,075	110	171	20	32	30	79	20	70	5	2
340	87	80	20	20	4	20	8	40	12	5	1
220	36	40	7	15	1	15	2	40	5	0	0
770	951	135	165	30	35	35	43	70	57	5	5
630	202	110	48	15	3	40	13	35	9	5	3
330	1,084	75	222	5	47	15	39	5	8	0	16
115	4,589	30	764	0	2	5	220	0	16	0	72
0	45	0	0	0	0	0	0	0	0	0	0
155	225	45	75	0	3	10	33	5	14	65	19
0	0	0	0	0	0	0	0	0	0	0	0
8,250	39,639	3,975	14,386	565	2,114	830	3,923	630	1,454	565	210

Service costs in \$ thousands. Client counts rounded to nearest multiple of five.

District 44	Use Rate (%)	Rank	Total Clients	Total Service Cost (\$000's)	Age 0-17 Clients	Age 0-17 Service Cost (\$000's)	Age 18-64 Clients	Age 18-64 Service Cost (\$000's)	Age Over 64 Clients	Age Over 64 Service Cost (\$000's)
1992 Est.Pop. 107,156										
AASA	0.46	42	495	4,789	5	41	160	1,221	325	3,327
Case Mgt & Assmt	0.17	37	180	11	0	0	85	9	95	3
Chore Services	0.09	42	100	197	0	9	30	77	70	111
Personal Care	0.15	40	160	597	0	0	85	309	75	288
Adult Family Home	0.02	24	25	23	0	0	20	21	5	2
Congregate Care	0.01	44	15	20	0	0	5	7	10	13
Nursing Home	0.20	45	215	3,933	0	32	40	797	175	3,104
APS-Adult Prot	0.03	32	30	7	0	0	5	1	20	6
DASA	0.30	45	320	247	55	24	265	219	5	4
Detoxification	0.05	35	55	22	0	0	55	22	0	0
ADATSA Assessmnt	0.09	44	95	18	0	0	95	17	0	0
Residential Tx	0.04	42	45	63	10	15	35	48	0	1
Outpatient Tx	0.22	43	230	136	45	9	185	124	0	3
Metadone Tx	0.01	16	10	6	0	0	10	6	0	0
ADATSA Stipend	0.01	40	5	2	0	0	5	2	0	0
DCFS	1.82	36	1,955	1,593	1,650	1,599	195	55	0	0
CPS Acc Ref/Child	1.17	36	1,355	182	1,195	174	5	1	0	0
Family Rec Serv	0.08	40	90	68	75	62	10	3	0	0
First Steps	0.17	30	180	0	30	0	150	0	0	0
Home Services	0.07	17	75	41	30	22	15	5	0	0
Interim Care	0.01	39	10	23	10	23	0	0	0	0
Foster Care	0.24	34	250	714	220	667	15	42	0	0
Group TX Care	0.01	35	10	84	10	84	0	0	0	0
Adoption	0.03	37	30	99	30	99	0	0	0	0
Emp/Trng CC-Child	0.22	33	230	254	225	252	5	2	0	0
Therapy CC-Child	0.11	33	115	128	110	127	0	0	0	0
DDD	0.26	40	280	1,700	130	94	140	1,596	5	10
Case Management	0.24	40	255	0	115	0	139	0	5	0
RHC-Res Hab Ctr	0.00	13	0	0	0	0	0	0	0	0
Comm Residential	0.05	31	55	1,268	0	0	55	1,268	0	0
Emp & Training	0.08	27	85	236	0	0	80	230	5	6
Family Support	0.05	11	50	94	45	92	5	2	0	0
Prof Services	0.01	37	15	8	5	2	10	6	0	0
Supplemental Community	0.03	22	30	84	0	0	30	83	0	0
DIA	7.27	39	7,790	11,573	3,865	6,390	3,655	4,990	265	192
Regular AFDC	3.62	36	3,880	5,517	2,440	3,487	1,440	2,030	0	0
Employable AFDC	1.06	35	1,135	1,021	635	556	500	465	0	0
IA ChildCare-Child	0.62	23	665	688	630	682	35	6	0	0
JOBS	0.41	35	440	220	10	2	430	218	0	0
Pregnancy Grant	0.08	36	80	77	10	6	70	70	0	0
GA-U and GA-X	0.36	43	385	549	0	4	375	540	5	6
Aged,Blind,Disabl	0.69	43	740	299	75	21	450	180	215	99
Food Assistance	6.34	40	6,795	3,986	3,420	1,627	3,220	1,374	150	85
Refugee Grant	0.07	19	75	88	10	5	60	81	5	2
DJR	0.01	47	15	257	10	168	5	89	0	0
Parole	0.01	26	5	30	5	9	5	11	0	0
Community Placmnt	0.00	41	5	29	0	7	0	23	0	0
DJR Institutions	0.01	41	10	202	10	149	5	54	0	0
DJR Special TX	0.00	33	5	5	0	3	0	2	0	0
MAA	7.28	40	7,805	10,895	3,920	2,790	3,365	7,328	480	777
Eligible No Svc	1.01	38	1,085	0	685	0	350	0	15	0
Hosp Inpatient	0.76	42	810	3,674	140	879	600	2,690	70	104
ER-Output & Physn	2.16	38	2,320	663	1,155	210	1,145	442	20	10
Hosp Outpatient	1.65	42	1,770	831	460	143	1,175	646	135	42
Physician&Clinic	5.35	38	5,735	2,189	2,750	596	2,630	1,543	355	49
Psych Services	0.12	44	130	37	35	16	90	21	5	0
Prescriptions	5.03	39	5,390	1,426	2,435	203	2,525	917	430	306
Dental Care	2.60	42	2,145	438	1,015	133	1,005	279	125	26
Other Medical	3.02	41	3,235	1,343	910	403	2,050	709	270	141
EPSDT	1.28	38	1,370	100	1,120	85	245	14	0	0
HMCS	0.05	38	60	45	40	30	20	15	0	0
Medicare Part B	0.49	46	520	150	0	0	175	51	345	99
DORA	0.43	20	460	65	155	17	265	46	40	2
Case Management	0.43	20	460	21	155	7	265	12	40	2
ESL Training	0.03	14	30	6	0	0	30	6	0	0
Employment Ser	0.08	12	85	29	0	0	85	29	0	0
Unaccompanied Minors	0.00	8	0	10	0	10	0	0	0	0
DVR	0.24	46	260	386	0	1	255	383	0	1
Regular Case Mgt	0.24	44	250	226	0	1	250	224	0	1
SE Case Mgt	0.01	21	5	4	0	0	5	4	0	0
Assess Job Skill	0.03	18	25	12	0	0	25	12	0	0
Medical/Psych Tx	0.11	44	120	44	0	0	120	44	0	0
Traning & Educ	0.06	43	60	50	0	0	60	50	0	0
Personal Support	0.04	46	45	25	0	0	45	25	0	0
Work Support	0.04	35	45	24	0	0	45	24	0	0
MHD	0.82	39	875	2,633	235	541	550	1,875	90	202
Case Management	0.18	42	195	510	20	37	130	428	45	46
Crisis Services	0.08	46	85	41	5	6	75	27	5	1
CMHC Intake	0.38	31	405	60	145	18	230	32	30	6
Outpatient Tx	0.66	33	705	638	205	254	425	344	70	37
Medication Mgt	0.21	41	220	59	15	1	170	49	35	8
Day Treatment	0.11	35	115	425	30	178	65	187	25	58
State Institutions	0.03	39	30	764	0	0	30	717	0	47
CSTC	0.00	6	0	17	0	17	0	0	0	0
ITA-Comm Hosp	0.03	38	35	48	5	30	30	19	0	0
Adlt Res Tx Fac	0.00	7	0	13	0	0	0	13	0	0
DSHS Agency Total	10.48	40	11,230	34,139	5,625	11,576	4,330	17,891	630	4,715

Service costs in \$ thousands. Client counts rounded to nearest multiple of five.

White (NonHisp.) Clients	White (NonHisp.) Service Cost (\$000's)	Black (NonHisp.) Clients	Black (NonHisp.) Service Cost (\$000's)	Indian (NonHisp.) Clients	Indian (NonHisp.) Service Cost (\$000's)	Asian (NonHisp.) Clients	Asian (NonHisp.) Service Cost (\$000's)	Hispanic Clients	Hispanic Service Cost (\$000's)	Unknown Race Clients	Unknown Race Service Cost (\$000's)
460	4,563	5	45	0	3	15	107	5	45	5	27
165	10	5	0	0	0	10	1	0	0	0	0
95	189	0	3	0	0	0	2	0	3	0	0
140	458	5	16	0	2	10	83	0	10	5	27
25	23	0	0	0	0	0	0	0	0	0	0
15	20	0	0	0	0	0	0	0	0	0	0
210	3,855	0	26	0	0	0	21	0	31	0	0
25	7	0	0	0	0	0	0	0	0	0	0
290	224	5	9	10	3	5	8	10	3	0	0
55	22	0	0	0	1	0	0	0	0	0	0
90	16	5	1	0	0	0	0	0	0	0	0
40	53	5	6	0	0	0	5	0	0	0	0
205	126	5	2	16	2	5	3	10	3	0	0
10	6	0	0	0	0	0	0	0	0	0	0
5	2	0	0	0	0	0	0	0	0	0	0
1,535	1,189	75	164	45	60	60	22	30	33	210	123
1,040	151	35	6	30	4	35	5	15	2	105	14
75	57	5	3	0	1	5	5	5	2	0	1
150	0	10	0	0	0	10	0	5	0	15	0
65	36	0	0	5	1	5	1	0	2	0	0
5	18	0	5	0	0	0	0	0	0	0	0
185	543	25	85	15	47	5	7	10	18	15	14
10	78	0	6	0	0	0	0	0	0	0	0
20	71	5	17	0	0	0	0	0	2	5	10
130	130	15	31	5	3	5	4	5	4	70	82
100	106	10	11	5	5	0	0	0	2	0	4
240	1,620	5	1	0	0	10	31	5	34	15	13
225	0	0	0	0	0	10	0	5	0	5	0
0	0	0	0	0	0	0	0	0	0	0	0
55	1,215	0	0	0	0	0	24	0	29	0	0
80	221	0	0	0	0	5	5	0	5	0	4
40	86	0	1	0	0	0	2	0	0	5	3
15	8	0	0	0	0	0	0	0	0	0	0
25	80	0	0	0	0	0	0	0	0	5	4
6,520	9,711	315	524	85	146	535	890	165	199	170	103
3,320	4,713	210	289	60	76	215	351	75	87	0	1
970	832	30	30	20	14	85	113	25	22	5	9
480	540	30	30	10	8	10	16	20	11	120	84
375	189	20	11	10	3	25	12	10	5	0	0
75	69	5	5	0	1	0	1	0	2	0	0
330	486	10	15	0	2	30	38	5	7	0	1
540	212	15	4	10	4	145	71	15	6	15	2
5,840	2,612	290	139	80	39	435	234	140	38	10	5
30	36	0	0	0	0	45	53	0	0	0	0
15	257	0	0	0	0	0	0	0	0	0	0
5	20	0	0	0	0	0	0	0	0	0	0
5	29	0	0	0	0	0	0	0	0	0	0
10	202	0	0	0	0	0	0	0	0	0	0
0	5	0	0	0	0	0	0	0	0	0	0
6,630	9,369	295	480	100	157	560	626	170	236	55	27
930	0	50	0	20	0	50	0	30	0	5	0
715	3,302	25	95	15	55	30	115	20	103	5	4
2,015	574	110	39	45	11	90	21	50	16	10	1
1,515	729	60	26	25	13	120	43	40	16	10	3
4,825	1,843	190	66	85	49	490	178	105	48	40	8
115	34	5	2	0	0	5	1	0	0	0	0
4,550	1,212	175	33	75	15	460	141	100	19	30	6
1,830	370	65	9	15	2	185	45	40	9	10	3
2,775	1,045	100	202	50	13	225	63	70	20	15	1
1,200	88	45	3	25	1	70	5	25	2	5	0
50	37	5	4	0	1	0	3	0	0	0	0
465	136	5	1	0	1	35	10	10	2	5	1
145	21	0	0	0	0	305	44	0	0	10	0
145	6	0	0	0	0	305	15	0	0	10	0
20	4	0	0	0	0	10	2	0	0	0	0
40	12	0	0	0	0	45	17	0	0	0	0
0	0	0	0	0	0	0	10	0	0	0	0
230	345	5	6	0	4	5	14	5	9	15	9
225	201	5	4	0	3	5	6	5	5	15	7
5	4	0	0	0	0	0	0	0	0	0	0
25	11	0	0	0	0	0	1	0	0	0	0
105	39	0	0	0	1	5	2	5	1	5	1
55	46	0	0	0	0	5	2	0	1	0	0
49	23	0	0	0	0	5	0	0	1	0	1
40	20	0	1	0	0	0	1	0	1	0	0
760	2,310	15	49	15	13	20	55	55	188	10	18
170	448	5	21	5	1	10	23	10	17	0	0
75	32	0	0	0	0	5	2	5	1	0	6
345	49	10	1	10	1	5	1	40	4	0	4
625	575	10	7	15	8	20	9	30	36	0	2
205	53	5	0	0	0	10	3	5	1	0	1
105	340	5	18	0	3	5	15	5	47	0	2
25	681	0	0	0	0	0	2	0	81	0	0
0	17	0	0	0	0	0	0	0	0	0	0
25	45	0	0	0	0	0	0	0	1	10	2
0	13	0	0	0	0	0	0	0	0	0	0
9,305	29,609	380	1,278	150	386	680	1,797	265	746	445	323

Service costs in \$ thousands. Client counts rounded to nearest multiple of five.

District 45	Use Rate (%)	Rank	Total Clients	Total Service Cost (\$000's)	Age 0-17 Clients	Age 0-17 Service Cost (\$000's)	Age 18-64 Clients	Age 18-64 Service Cost (\$000's)	Age Over 64 Clients	Age Over 64 Service Cost (\$000's)
1992 Est. Pop. 105,007										
AASA	0.38	48	400	3,445	5	2	90	408	300	3,034
Case Mgt & Assmt	0.06	46	65	4	0	0	30	3	40	1
Chore Services	0.06	46	69	189	0	1	25	115	35	73
Personal Care	0.11	46	120	493	0	0	50	207	70	287
Adult Family Home	0.02	24	20	18	0	0	20	14	0	4
Congregate Care	0.02	36	25	34	0	0	0	2	25	32
Nursing Home	0.18	46	190	2,689	0	0	5	58	185	2,630
NPS-Adult Prot	0.04	26	40	10	0	0	10	3	20	5
DASA	0.23	47	240	156	55	31	180	125	5	1
Detoxification	0.03	45	30	31	0	0	30	30	0	0
ADATSA Assessment	0.08	47	85	15	0	0	85	15	0	0
Residential Tx	0.03	45	30	53	10	25	20	28	0	0
Outpatient Tx	0.18	46	190	53	45	5	140	48	0	0
Methadone Tx	0.00	34	5	5	0	0	5	5	0	0
ADATSA Stupend	0.00	44	5	0	0	0	5	0	0	0
DCFS	1.12	45	1,175	1,227	1,030	1,102	100	87	0	0
CPS Acc Ref-Chld	0.64	45	675	95	650	90	5	1	0	0
Family Rec Serv	0.09	39	95	95	90	92	0	1	0	0
First Steps	0.08	43	85	0	10	0	70	0	0	0
Home Services	0.02	33	20	29	5	3	0	1	0	0
Interim Care	0.01	39	10	17	10	16	0	1	0	0
Foster Care	0.15	44	155	483	145	459	5	17	0	0
Group TX Care	0.01	35	5	127	5	71	0	56	0	0
Adoption	0.02	45	20	48	20	44	0	3	0	0
Emp/Trng CC-Chld	0.15	42	155	211	145	206	10	5	0	0
Therapy CC-Chld	0.09	38	100	123	95	121	0	1	0	0
DDD	0.25	41	260	1,533	155	68	105	1,465	0	0
Case Management	0.23	42	240	0	140	0	100	0	0	0
RHC Res Hab Ctr	0.00	13	0	0	0	0	0	0	0	0
Comm Residential	0.02	42	25	1,056	0	0	25	1,056	0	0
Emp & Training	0.05	40	50	256	0	0	50	255	0	0
Family Support	0.05	11	50	62	40	45	10	17	0	0
Prof Services	0.01	37	15	27	5	22	10	5	0	0
Supplemental Community	0.01	41	10	111	0	0	10	111	0	0
DIA	3.93	48	4,130	5,834	2,000	3,164	1,925	2,524	205	146
Regular AFDC	1.79	47	1,885	2,780	1,210	1,777	675	1,003	0	0
Employable AFDC	0.48	47	510	504	295	293	210	211	0	0
IA ChildCare-Chd	0.26	40	270	244	250	239	20	5	0	0
JOBS	0.23	45	240	130	0	0	240	130	0	0
Pregnancy Grant	0.02	48	25	17	0	1	20	16	0	0
GA-U and GA-X	0.21	48	225	326	0	0	220	323	0	3
Aged, Blind, Disbl	0.47	48	500	225	30	8	305	126	165	90
Food Assistance	3.25	48	3,415	1,562	1,755	839	1,565	671	95	53
Refugee Grant	0.04	26	40	35	10	5	30	30	0	0
DJR	0.01	47	10	212	5	127	5	85	0	0
Parole	0.00	48	5	17	5	6	0	11	0	0
Community Placmt	0.00	41	0	13	0	13	0	0	0	0
DJR Institutions	0.01	41	10	181	5	108	5	73	0	0
DJR Special TX	0.00	33	0	0	0	0	0	0	0	0
MAA	4.56	48	4,295	7,288	2,315	2,399	1,990	4,222	455	666
Eligible No Svc	0.67	46	710	0	415	0	230	0	30	0
Hosp Inpatient	0.50	48	525	3,235	100	1,296	380	1,787	45	151
HR- Outpt & Physn	1.15	47	1,205	281	560	102	615	176	30	3
Hosp Outpatient	1.02	47	1,075	491	300	88	680	358	95	45
Physician&Clinic	3.12	48	3,275	1,345	1,460	350	1,530	941	290	54
Psych Services	0.13	42	140	78	50	48	85	29	5	0
Prescriptions	2.76	48	2,895	750	1,195	95	1,320	413	385	241
Dental Care	1.20	48	1,255	226	585	80	530	118	140	27
Other Medical	1.73	48	1,820	627	505	226	1,130	340	180	60
EPSDT	0.75	46	790	55	650	47	140	7	0	0
HMOs	0.09	29	95	90	70	66	25	24	0	0
Medicare Part B	0.37	49	390	112	0	0	100	29	295	83
DORA	0.42	21	445	62	185	19	235	41	30	2
Case Management	0.42	21	445	20	185	8	230	11	25	1
ESL Training	0.02	23	20	8	0	0	20	7	0	1
Employment Ser	0.03	27	35	24	0	1	35	23	0	0
Unaccompanied Minors	0.03	8	0	10	0	10	0	0	0	0
DVR	0.23	47	240	412	5	5	235	407	0	0
Regular Case Mgt	0.21	47	225	223	5	1	220	222	0	0
SE Case Mgt	0.01	21	15	12	0	0	15	12	0	0
Assess Job Skill	0.03	18	30	16	0	0	30	16	0	0
Medical/Psych Tx	0.10	47	110	42	0	1	105	41	0	0
Training & Educ	0.06	43	60	80	0	3	60	78	0	0
Personal Support	0.04	46	40	16	0	0	40	16	0	0
Work Support	0.03	41	30	21	0	0	30	21	0	0
MHD	0.60	44	625	2,331	150	396	435	1,522	40	312
Case Management	0.16	44	170	620	35	25	115	570	25	25
Crisis Services	0.14	34	140	47	10	3	125	42	5	2
CMHC Intake	0.27	36	285	47	80	11	185	33	20	3
Outpatient Tx	0.43	41	455	421	105	109	325	300	20	12
Medication Mgt	0.16	43	165	49	5	0	145	43	15	6
Day Treatment	0.04	46	40	165	25	116	15	48	0	0
State Institutions	0.01	47	10	698	0	0	10	435	5	263
CSTC	0.00	6	0	14	0	14	0	0	0	0
ITA-Comm Hosp	0.02	47	20	111	10	106	10	4	0	0
Adlt Res Tx Fac	0.00	7	0	0	0	0	0	0	0	0
DSHS Agency Total	6.59	48	6,920	27,401	3,395	7,312	2,900	10,886	530	4,162

Service costs in \$ thousands. Client counts rounded to nearest multiple of five.

White (NonHisp.) Clients	White (NonHisp.) Service Cost (\$000's)	Black (NonHisp.) Clients	Black (NonHisp.) Service Cost (\$000's)	Indian (NonHisp.) Clients	Indian (NonHisp.) Service Cost (\$000's)	Asian (NonHisp.) Clients	Asian (NonHisp.) Service Cost (\$000's)	Hispanic Clients	Hispanic Service Cost (\$000's)	Unknown Race Clients	Unknown Race Service Cost (\$000's)
355	3,248	5	15	0	0	10	73	5	51	20	58
60	4	0	0	0	0	0	0	0	0	0	0
55	177	0	11	0	0	0	2	0	0	0	0
116	438	0	2	0	0	10	50	0	2	0	0
20	15	0	0	0	0	0	0	0	3	0	0
25	34	0	0	0	0	0	0	0	0	0	0
186	2,565	0	2	0	0	0	21	0	46	5	54
25	7	0	0	0	0	0	0	0	0	20	3
215	141	16	7	5	5	0	0	5	3	0	0
25	27	5	2	0	1	0	0	0	1	0	0
80	13	5	1	0	0	0	0	0	0	0	0
25	48	0	1	0	3	0	0	0	2	0	0
170	48	10	3	5	2	0	0	5	1	0	0
5	5	0	0	0	0	0	0	0	0	0	0
0	0	0	0	0	0	0	0	0	0	0	0
835	846	55	97	20	152	30	17	35	39	195	76
465	67	20	3	5	1	25	3	20	2	140	18
80	86	10	5	0	0	0	0	5	2	0	1
70	0	0	0	0	0	5	0	5	0	5	0
15	16	5	10	0	1	0	0	0	1	0	1
10	12	0	4	0	0	0	0	0	0	0	0
115	305	16	45	15	85	5	9	5	25	5	15
5	71	0	0	0	56	0	0	0	0	0	0
10	30	5	9	0	0	0	0	0	2	10	7
110	154	10	19	0	2	0	4	5	3	30	30
80	106	5	2	5	7	0	1	0	4	5	3
220	1,343	10	2	0	4	5	51	5	1	20	131
215	0	10	0	0	0	5	0	5	0	0	0
0	0	0	0	0	0	0	0	0	0	0	0
20	907	0	0	0	0	0	49	0	0	0	101
50	251	0	0	0	0	0	4	0	0	0	0
30	47	0	0	0	4	0	0	0	1	15	10
15	8	0	0	0	0	0	0	0	0	0	20
10	111	0	0	0	0	0	0	0	0	0	0
3,330	4,694	165	256	40	64	420	649	80	109	95	62
1,555	2,262	100	157	25	39	170	257	35	63	0	3
415	406	5	5	5	2	70	83	10	8	0	2
190	187	10	7	0	0	5	1	0	1	65	49
200	112	15	6	0	1	20	9	5	2	0	0
20	12	0	1	0	2	0	1	0	1	0	0
190	276	10	10	0	1	20	37	5	2	0	0
365	151	15	7	0	1	85	53	15	8	20	5
2,820	1,270	145	63	40	18	340	184	60	24	5	3
15	13	0	0	0	0	25	22	0	0	0	0
5	137	0	11	0	25	0	15	0	24	0	0
5	14	0	0	0	0	0	3	0	0	0	0
0	0	0	0	0	13	0	0	0	0	0	0
5	122	0	11	0	12	0	12	0	24	0	0
0	0	0	6	0	0	0	0	0	0	0	0
3,925	5,972	170	324	50	114	450	472	150	127	50	80
575	0	25	0	5	0	75	0	25	0	5	0
435	2,627	15	150	10	59	35	151	25	226	10	23
1,015	248	60	13	15	3	55	10	45	6	10	2
905	394	40	26	10	7	65	31	35	14	15	18
2,635	1,079	115	54	30	24	355	125	105	51	35	13
135	76	5	1	0	0	0	0	0	0	0	0
2,355	625	100	20	30	4	315	77	65	13	30	11
1,020	178	50	9	15	2	150	32	15	2	10	1
1,490	524	65	39	25	12	170	34	45	10	20	9
630	44	30	2	5	1	80	5	40	2	5	0
80	77	10	11	0	1	0	0	0	1	0	0
345	100	5	0	0	0	25	7	5	2	10	3
125	28	0	0	0	0	315	34	0	0	5	0
125	6	0	0	0	0	315	14	0	0	5	0
10	5	0	0	0	0	5	3	0	0	0	0
25	16	0	0	0	0	10	8	0	0	0	0
0	0	0	0	0	0	0	10	0	0	0	0
220	384	5	4	0	1	5	14	0	0	5	8
210	211	5	3	0	1	5	3	0	0	5	5
10	10	0	0	0	0	0	3	0	0	0	0
30	15	0	0	0	0	0	1	0	0	0	1
100	39	0	0	0	1	0	0	0	0	5	2
55	74	0	0	0	0	5	6	0	0	0	0
35	15	0	0	0	0	0	0	0	0	0	1
30	19	0	0	0	0	0	1	0	0	0	0
475	2,035	20	50	5	15	25	68	95	60	0	4
140	562	5	9	0	0	15	31	10	13	0	4
110	39	5	1	0	0	5	1	20	6	0	0
220	39	15	2	5	0	10	1	35	4	0	0
345	352	15	11	5	14	20	12	65	32	0	0
135	43	5	1	0	0	10	3	15	1	0	0
40	146	0	0	0	0	0	17	0	3	0	0
10	698	0	0	0	0	0	0	0	0	0	0
0	14	0	0	0	0	0	0	0	0	0	0
20	82	0	26	0	9	0	2	0	0	0	0
0	0	0	0	0	0	0	0	0	0	0	0
5,430	18,827	240	767	70	389	540	1,395	280	614	360	418

Service costs in \$ thousands. Client counts rounded to nearest multiple of five.

District 46	Use Rate (%)	Rank	Total Clients	Total Service Cost (\$000's)	Age 0-17 Clients	Age 0-17 Service Cost (\$000's)	Age 18-64 Clients	Age 18-64 Service Cost (\$000's)	Age Over 64 Clients	Age Over 64 Service Cost (\$000's)
1992 Est.Pop. 98,409										
AASA	0.77	35	755	7,033	5	3	200	1,096	535	5,930
Case Mgt & Assmt	0.23	33	220	11	0	0	85	7	140	4
Chore Services	0.15	31	150	269	0	3	45	108	100	157
Personal Care	0.22	34	215	785	0	0	90	273	125	511
Adult Family Home	0.03	17	25	363	0	0	25	360	5	3
Congregate Care	0.03	32	30	54	0	0	15	25	15	29
Nursing Home	0.32	37	320	5,502	0	0	30	314	290	5,187
APS-Adult Prot	0.08	13	75	17	0	0	15	3	40	10
DASA	0.44	35	435	423	50	57	380	364	5	1
Detoxification	0.08	20	75	84	0	0	75	84	0	1
ADATSA Assessmnt	0.16	28	155	28	0	0	155	28	0	0
Residential Tx	0.07	36	70	154	10	51	60	103	0	0
Outpatient Tx	0.30	36	300	90	40	6	255	83	5	0
Methadone Tx	0.04	7	40	31	0	0	40	31	0	0
ADATSA Stipend	0.04	32	40	36	0	0	40	36	0	0
DCFS	1.20	44	1,185	2,350	1,020	2,237	150	78	0	33
CPS Acc Ref-Chld	0.66	44	645	102	635	100	5	1	0	0
Family Rec Serv	0.06	46	60	95	55	94	0	0	0	0
First Steps	0.15	35	150	0	15	0	130	0	0	0
Home Services	0.01	38	10	17	10	17	0	0	0	0
Interim Care	0.02	30	20	34	20	32	0	0	0	2
Foster Care	0.18	40	175	556	170	491	5	59	0	6
Group TX Care	0.06	4	60	908	55	879	0	4	0	25
Adoption	0.04	28	40	197	35	185	0	12	0	0
Emp/Tmg CC-Chld	0.16	38	160	239	155	237	5	2	0	0
Therapy CC-Chld	0.10	35	100	202	100	202	0	0	0	0
DDDD	0.38	18	370	3,635	95	136	265	3,482	10	16
Case Management	0.32	25	320	0	90	0	220	0	10	0
RHIC-Res Hab Ctr	0.00	13	0	219	0	0	0	219	0	0
Comm Residential	0.10	12	95	2,615	5	65	90	2,550	0	0
Emp & Training	0.11	15	110	498	0	0	105	493	5	5
Family Support	0.02	37	25	49	25	49	0	0	0	0
Prof Services	0.05	3	45	56	5	2	40	52	0	2
Supplemental Community	0.08	6	80	187	5	20	75	167	0	0
DIA	6.64	42	6,535	8,796	2,285	3,946	3,640	4,386	600	464
Regular AFDC	2.53	42	2,490	3,899	1,570	2,502	920	1,397	0	0
Employable AFDC	0.50	46	490	482	260	259	230	223	0	0
IA ChildCare-Chld	0.17	47	170	168	165	167	5	1	0	0
JOBS	0.26	42	260	107	5	1	255	106	0	0
Pregnancy Grant	0.05	44	50	43	5	4	50	39	0	0
GA-U and GA-X	0.60	23	590	893	0	0	580	871	10	22
Aged,Blind,Disabl	1.44	17	1,415	545	50	16	875	322	490	207
Food Assistance	5.64	42	5,550	2,521	2,070	996	3,095	1,292	385	232
Refugee Grant	0.09	16	90	123	5	2	85	119	5	2
DIR	0.02	41	25	516	15	332	10	185	0	0
Parole	0.01	26	5	22	5	17	5	5	0	0
Community Placmnt	0.01	22	5	98	5	52	5	47	0	0
DIR Institutions	0.02	24	15	370	10	242	5	128	0	0
DIR Special TX	0.01	6	5	26	5	21	0	5	0	0
MAA	7.09	43	6,975	12,508	2,545	2,434	3,475	8,479	940	1,595
Eligible No Svc	0.89	41	875	0	440	0	370	0	50	0
Hosp Inpatient	0.77	41	755	4,353	90	1,077	535	2,927	130	349
ER-Outpt & Physn	1.89	40	1,865	431	805	139	975	282	80	11
Hosp Outpatient	2.51	26	2,470	1,333	545	124	1,600	1,054	325	154
Physician&Clinic	5.02	42	4,940	1,855	1,655	351	2,630	1,378	655	127
Psych Services	0.27	17	270	74	35	23	225	51	10	1
Prescriptions	4.76	43	4,685	1,916	1,410	128	2,490	1,274	785	514
Dental Care	2.13	39	2,095	416	745	98	1,075	255	275	63
Other Medical	2.94	43	2,895	1,703	500	387	1,905	1,116	490	201
EPSDT	0.95	41	935	67	750	55	185	11	0	0
HMOs	0.09	29	85	78	60	52	25	25	0	1
Medicare Part B	0.96	29	945	282	0	0	355	106	590	176
DORA	0.65	13	635	143	185	35	380	104	70	4
Case Management	0.64	13	630	30	180	8	375	18	70	4
ESL Training	0.05	11	45	15	0	0	45	15	0	0
Employment Ser	0.07	15	65	52	0	0	65	52	0	0
Unaccompanied Minors	0.01	5	5	47	5	27	0	20	0	0
DVR	0.44	23	430	894	5	4	420	886	0	4
Regular Case Mgt	0.42	23	410	407	5	3	400	403	0	2
SE Case Mgt	0.02	7	20	21	0	0	20	21	0	0
Assess Job Skill	0.04	12	35	20	0	0	35	20	0	0
Medical/Psych Tx	0.19	24	185	115	0	1	180	114	0	1
Training & Educ	0.14	10	140	202	0	0	140	202	0	0
Personal Support	0.07	31	70	53	0	0	70	53	0	0
Work Support	0.08	11	75	67	0	0	75	65	0	1
MHD	0.89	37	870	4,829	125	521	645	4,139	105	168
Case Management	0.38	34	375	819	40	126	275	608	60	83
Crisis Services	0.14	34	135	36	10	3	125	31	0	1
CMHC Intake	0.27	36	265	36	65	8	150	17	55	11
Outpatient Tx	0.65	34	640	811	115	211	470	564	55	36
Medication Mgt	0.37	22	365	118	5	1	305	105	55	12
Day Treatment	0.18	25	175	593	20	148	150	440	5	4
State Institutions	0.06	26	55	1,470	0	0	55	1,833	5	17
CSTC	0.00	6	0	21	0	21	0	0	0	0
ITA-Comm Hosp	0.08	14	75	72	0	2	70	69	5	0
Adlt Res Tx Fac	0.00	7	0	0	0	0	0	0	0	0
DSHS Agency Total	9.76	43	9,610	41,127	3,420	9,706	4,985	23,199	1,145	8,215

Service costs in \$ thousands. Client counts rounded to nearest multiple of five.

White (NonHisp.) Clients	White (NonHisp.) Service Cost (\$000's)	Black (NonHisp.) Clients	Black (NonHisp.) Service Cost (\$000's)	Indian (NonHisp.) Clients	Indian (NonHisp.) Service Cost (\$000's)	Asian (NonHisp.) Clients	Asian (NonHisp.) Service Cost (\$000's)	Hispanic Clients	Hispanic Service Cost (\$000's)	Unknown Race Clients	Unknown Race Service Cost (\$000's)
635	6,553	25	116	5	41	30	140	5	82	50	101
195	10	10	0	5	0	10	1	0	0	5	0
140	246	5	4	5	9	5	8	0	0	0	2
170	580	15	33	5	11	20	101	5	25	5	15
20	331	5	15	0	0	0	3	0	14	0	0
25	47	0	2	0	2	0	0	0	1	0	2
300	5,302	5	41	0	20	5	26	0	42	5	71
30	5	5	1	0	0	0	0	0	0	45	11
350	341	45	47	15	18	10	10	10	7	0	0
60	62	10	10	0	8	0	1	0	3	0	0
130	23	20	3	5	1	0	0	5	0	0	0
55	126	15	24	0	1	0	0	0	3	0	0
230	73	30	5	15	5	10	5	10	1	0	0
30	28	0	0	0	1	5	3	0	0	0	0
30	29	5	5	0	2	0	1	0	0	0	0
715	1,564	165	472	55	143	55	45	35	44	165	82
365	62	80	12	30	5	35	5	15	2	120	17
35	58	10	31	0	0	0	1	5	1	10	5
115	0	10	0	5	0	10	0	10	0	5	0
5	9	5	6	0	1	0	0	0	0	0	0
15	27	5	5	0	0	5	2	0	0	0	0
105	352	30	57	20	71	10	32	5	33	5	11
45	668	10	181	5	49	0	0	0	1	0	9
25	79	5	82	5	12	0	0	0	0	10	24
105	171	25	43	0	0	5	6	5	3	20	16
65	138	30	56	5	4	0	0	0	3	0	1
315	3,162	15	90	5	40	15	177	10	91	15	75
280	0	10	0	5	0	15	0	5	0	5	0
0	219	0	0	0	0	0	0	0	0	0	0
80	2,240	5	44	0	31	5	149	5	21	5	60
100	444	5	40	0	2	5	12	0	1	0	0
15	32	0	0	0	0	0	4	0	0	5	13
35	51	5	3	0	0	0	1	0	0	0	0
70	167	0	1	0	7	5	12	0	0	5	1
4,295	5,473	855	1,417	200	268	870	1,318	215	258	105	60
1,485	2,315	525	819	105	150	265	457	95	147	10	10
285	282	55	39	20	16	120	133	10	10	0	3
100	104	40	41	5	2	5	5	0	0	20	15
155	62	55	30	15	5	25	16	5	5	0	0
40	32	5	4	0	2	5	4	0	0	0	0
440	676	45	65	5	10	85	132	5	6	5	5
975	348	80	29	20	6	270	143	35	9	35	11
3,635	1,588	785	369	190	78	710	389	190	80	45	17
40	54	20	29	0	0	30	39	0	0	0	0
15	282	5	145	5	78	0	11	0	0	0	0
5	17	0	1	0	3	0	0	0	0	0	0
5	79	0	8	0	0	0	11	0	0	0	0
10	166	5	133	5	71	0	0	0	0	0	0
5	20	0	4	0	3	0	0	0	0	0	0
4,650	8,201	815	1,346	190	326	930	1,257	275	415	110	194
570	0	140	0	30	0	85	0	40	0	10	0
525	3,014	75	616	20	192	80	288	40	160	15	82
1,185	285	330	78	80	16	160	30	85	19	25	3
1,720	881	285	134	65	68	255	155	95	70	50	25
3,175	1,244	570	178	135	49	770	270	205	81	90	33
220	62	25	7	0	2	10	1	5	1	5	1
3,085	1,459	530	110	115	16	705	266	180	33	70	32
1,340	266	240	35	60	9	355	85	70	14	30	7
2,010	1,362	310	142	70	55	370	132	95	26	40	6
555	38	155	12	30	2	110	8	70	5	15	1
55	49	25	26	5	3	0	1	0	0	0	0
805	241	30	9	5	2	75	22	15	4	15	5
210	39	50	19	0	0	370	84	0	0	10	0
210	9	50	2	0	0	365	18	0	0	10	0
25	9	5	3	0	0	10	3	0	0	0	0
20	21	20	14	0	0	25	17	0	0	0	0
0	0	0	0	0	0	5	47	0	0	0	0
355	746	30	55	10	13	10	25	10	23	10	31
335	338	30	26	10	9	10	10	10	10	10	15
20	20	0	1	0	0	0	0	0	0	0	0
30	16	0	0	5	2	0	2	0	1	0	0
145	90	15	11	5	1	5	4	5	2	10	7
115	171	15	12	5	1	5	5	0	6	5	8
55	46	5	2	5	0	0	2	0	3	0	0
65	59	5	3	0	0	5	3	0	0	0	2
660	3,933	65	409	25	103	30	91	80	185	10	108
295	647	35	103	15	19	10	20	25	26	0	4
100	27	15	3	5	1	5	2	15	4	0	0
195	27	15	2	5	1	10	1	35	3	0	0
480	614	40	93	20	17	30	39	65	45	5	2
290	96	25	6	10	4	25	6	20	6	0	0
145	489	20	72	0	0	10	13	0	7	0	12
50	1,570	5	62	0	60	0	0	0	89	0	89
0	0	0	21	0	0	0	0	0	0	0	0
55	54	10	13	0	2	0	1	0	0	5	1
0	0	0	0	0	0	0	0	0	0	0	0
6,395	30,093	1,060	4,118	270	1,100	1,100	3,139	395	1,105	390	652

Service costs in \$ thousands. Client counts rounded to nearest multiple of five.

District 47	Use Rate (%)	Rank	Total Clients	Total Service Cost (\$000's)	Age 0-17 Clients	Age 0-17 Service Cost (\$000's)	Age 18-64 Clients	Age 18-64 Service Cost (\$000's)	Age Over 64 Clients	Age Over 64 Service Cost (\$000's)
1992 Est.Pop. 105,414										
AASA	0.40	47	420	3,212	5	13	100	475	310	2,719
Case Mgt & Assmt	0.10	44	100	6	0	0	30	4	70	2
Chore Services	0.09	42	90	211	0	0	25	100	60	111
Personal Care	0.14	42	150	718	5	13	55	237	95	464
Adult Family Home	0.01	36	10	2	0	0	10	2	0	0
Congregate Care	0.01	44	15	12	0	0	0	0	15	12
Nursing Home	0.17	47	180	2,254	0	0	15	128	165	2,125
APS-Adult Prot	0.03	32	35	8	0	0	10	3	15	4
DASA	0.42	37	440	360	60	77	375	276	5	7
Detoxification	0.04	42	45	48	0	0	45	43	0	5
ADATSA Assessmnt	0.11	39	120	20	0	0	120	20	0	0
Residential Tx	0.06	40	65	157	10	73	55	82	0	2
Outpatient Tx	0.26	40	270	68	55	4	210	64	0	0
Methadone Tx	0.00	34	5	4	0	0	5	4	0	0
ADATSA Stipend	0.23	7	245	63	0	0	245	63	0	0
DCFS	1.80	37	1,900	1,945	1,710	1,850	120	65	0	0
CPS Acc Ref-Chld	1.18	35	1,245	172	1,220	169	5	1	0	0
Family Rec Serv	0.20	13	215	256	185	244	0	1	0	0
First Steps	0.09	42	95	0	10	0	85	0	0	0
Home Services	0.02	33	25	25	5	4	10	10	0	0
Interim Care	0.02	30	15	11	15	11	0	0	0	0
Foster Care	0.22	37	235	695	215	663	10	28	0	0
Group TX Care	0.01	35	15	242	15	220	0	22	0	0
Adoption	0.07	10	75	226	75	223	0	3	0	0
Emp/Tmg CC-Chld	0.16	38	165	197	155	196	10	1	0	0
Therapy CC-Child	0.11	33	110	121	110	120	0	0	0	0
DDD	0.23	43	245	694	130	100	110	594	5	0
Case Management	0.24	40	250	0	125	0	120	0	5	0
RHC-Res Hab Ctr	0.00	13	0	130	0	0	0	130	0	0
Comm Residential	0.01	48	10	217	0	0	10	217	0	0
Emp & Training	0.03	49	35	150	0	1	35	149	0	0
Family Support	0.04	17	45	117	35	97	10	20	0	0
Prof Services	0.01	37	10	14	0	1	10	13	0	0
Supplemental Community	0.01	41	15	60	0	0	15	60	0	0
DIA	7.46	38	7,860	11,502	3,940	6,312	3,650	4,977	270	213
Regular AFDC	3.53	37	3,720	5,521	2,375	3,539	1,345	1,982	0	0
Employable AFDC	1.35	29	1,420	1,321	815	762	605	559	0	0
IA ChildCare-Chd	0.37	35	385	309	370	306	20	4	0	0
JOBS	0.46	31	480	244	10	2	475	242	0	0
Pregnancy Grant	0.07	40	70	61	5	2	65	58	0	0
GA-U and GA-X	0.34	44	355	498	0	0	355	495	0	2
Aged,Blind,Disbl	0.63	45	670	280	65	19	400	150	205	111
Food Assistance	6.60	38	6,955	3,125	3,575	1,673	3,210	1,357	170	95
Refugee Grant	0.12	6	125	135	15	9	105	121	5	5
DIR	0.03	30	30	734	20	434	10	300	0	0
Parole	0.01	26	15	35	10	26	5	9	0	0
Community Placmt	0.01	22	10	167	5	69	5	97	0	0
DIR Institutions	0.02	24	20	520	15	329	5	190	0	0
DIR Special TX	0.01	6	10	13	5	9	5	3	0	0
MAA	7.81	37	8,235	11,750	4,140	3,418	3,555	7,515	515	816
Eligible No Svc	1.05	37	1,110	0	685	0	370	0	30	0
Hosp Inpatient	0.81	37	850	3,767	135	688	625	2,938	95	140
ER-Outpt & Physn	2.55	35	2,690	679	1,335	247	1,300	426	55	5
Hosp Outpatient	1.72	41	1,815	943	540	158	1,120	708	160	77
Physician&Clinic	5.51	36	5,815	2,223	2,770	604	2,675	1,562	365	58
Psych Services	0.15	39	155	52	30	16	115	36	10	1
Prescriptions	5.17	38	5,455	1,315	2,460	214	2,555	794	435	308
Dental Care	2.29	37	2,415	521	1,185	171	1,115	325	115	25
Other Medical	3.20	39	3,370	1,887	1,020	1,154	2,070	625	280	169
EPSDT	1.56	32	1,640	114	1,365	97	275	17	0	0
HMOs	0.12	21	130	114	75	70	50	44	0	0
Medicare Part B	0.45	47	480	137	0	0	140	42	335	94
DORA	0.75	12	790	134	290	32	460	100	40	2
Case Management	0.75	12	790	33	290	12	460	19	40	2
ESL Training	0.03	14	35	11	0	0	35	11	0	0
Employment Ser	0.07	15	80	60	0	0	75	59	0	1
Unaccompanied Minors	0.00	8	5	29	0	19	0	10	0	0
DVR	0.30	40	315	469	5	4	310	466	0	0
Regular Case Mgt	0.29	40	310	284	5	3	305	282	0	0
SF Case Mgt	0.00	43	5	2	0	0	5	2	0	0
Assess Job Skill	0.05	6	50	21	0	1	45	20	0	0
Medical/Psych Tx	0.13	40	135	45	5	1	130	44	0	0
Training & Educ	0.06	43	65	39	0	0	65	39	0	0
Personal Support	0.05	43	55	22	0	0	55	22	0	0
Work Support	0.04	35	45	36	0	0	45	36	0	0
MHD	0.35	48	370	1,082	75	189	255	747	40	143
Case Management	0.13	48	140	356	20	61	90	265	25	31
Crisis Services	0.10	42	100	26	25	75	75	15	5	2
CMHC Intake	0.13	47	135	21	30	6	85	12	20	4
Outpatient Tx	0.23	49	245	210	50	81	175	118	20	11
Medication Mgt	0.12	49	130	33	0	0	100	23	30	10
Day Treatment	0.05	43	50	87	5	33	40	51	5	3
State Institutions	0.01	47	15	314	0	0	10	229	5	85
CSTC	0.00	6	0	0	0	0	0	0	0	0
ITA-Comm Hosp	0.04	30	40	21	0	0	35	21	5	0
Adit Res Tx Fac	0.00	7	0	0	0	0	0	0	0	0
DSHS Agency Total	10.67	39	11,245	31,692	5,810	12,420	4,740	15,515	600	3,903

Service costs in \$ thousands. Client counts rounded to nearest multiple of five.

White (NonHisp.) Clients	White (NonHisp.) Service Cost (\$000's)	Black (NonHisp.) Clients	Black (NonHisp.) Service Cost (\$000's)	Indian (NonHisp.) Clients	Indian (NonHisp.) Service Cost (\$000's)	Asian (NonHisp.) Clients	Asian (NonHisp.) Service Cost (\$000's)	Hispanic Clients	Hispanic Service Cost (\$000's)	Unknown Race Clients	Unknown Race Service Cost (\$000's)
360	2,816	20	181	5	34	10	100	5	35	20	45
90	6	5	0	0	0	0	0	0	0	5	0
80	179	10	20	0	0	0	0	0	4	0	8
135	587	10	58	0	6	5	55	0	3	0	9
10	2	0	0	0	0	0	0	0	0	0	0
15	12	0	0	0	0	0	0	0	0	0	0
165	2,024	5	102	5	28	5	45	0	28	0	26
15	5	0	0	0	0	0	0	0	0	15	3
345	306	45	22	25	15	10	4	15	12	0	0
40	43	0	0	0	1	0	2	0	1	0	0
100	16	15	2	5	1	0	0	0	0	0	0
55	141	5	4	0	4	0	0	5	8	0	0
215	55	20	6	15	4	5	1	15	2	0	0
5	3	0	0	0	0	0	0	0	0	0	0
160	47	60	10	15	5	0	0	5	1	0	0
1,300	1,391	175	235	30	63	60	54	25	38	110	163
855	121	115	17	25	4	55	7	15	2	185	22
155	226	20	12	5	1	0	0	5	2	35	14
75	0	5	0	0	0	5	0	0	0	5	0
15	17	5	3	0	0	0	0	0	1	0	3
10	11	0	0	0	0	0	0	0	0	0	0
170	414	40	141	5	30	5	39	5	18	10	53
15	219	0	0	0	23	0	0	0	0	0	0
45	163	10	29	0	4	0	0	5	12	20	18
90	127	15	16	0	1	0	3	5	3	50	47
90	93	10	17	0	0	5	5	0	0	5	5
215	651	10	11	0	0	5	2	5	2	10	20
225	0	10	0	0	0	5	0	5	0	5	0
0	130	0	0	0	0	0	0	0	0	0	0
10	217	0	0	0	0	0	0	0	0	0	0
30	130	0	11	0	0	0	0	0	9	0	0
35	94	0	0	0	0	0	2	0	0	5	20
10	14	0	0	0	0	0	0	0	0	0	0
15	60	0	0	0	0	0	0	0	0	0	0
5,955	8,574	855	1,302	110	182	550	887	170	219	220	138
2,745	4,038	590	919	70	108	220	332	90	114	5	11
1,150	1,077	100	74	10	9	110	115	30	26	20	20
215	200	35	24	5	0	5	4	5	3	125	78
385	197	45	23	5	0	35	19	10	5	0	0
55	46	10	10	0	0	5	3	0	2	0	0
265	396	25	39	5	10	35	47	5	3	20	3
485	176	45	17	10	2	110	73	10	7	15	4
5,415	2,360	795	395	105	51	460	242	145	59	35	18
75	79	0	0	0	0	45	52	0	0	5	4
20	465	5	46	0	33	5	58	5	84	0	48
5	24	5	8	0	0	0	2	0	1	0	0
5	155	0	7	0	0	0	0	0	5	0	0
15	276	0	29	0	33	0	56	0	77	0	48
5	9	0	2	0	0	0	0	0	1	0	0
6,335	9,518	895	1,072	125	178	580	659	205	253	95	68
870	0	130	0	10	0	50	0	35	0	15	0
680	3,065	85	352	15	57	35	170	30	110	5	12
2,095	529	360	99	50	14	100	20	70	13	15	3
1,420	741	215	114	25	8	95	53	45	16	20	10
4,405	1,749	620	198	100	38	480	161	145	58	65	20
125	42	15	8	5	1	10	1	0	0	0	0
4,135	1,030	585	88	95	24	460	143	130	22	45	8
1,840	406	255	46	45	10	205	46	55	7	20	5
2,580	1,671	370	121	45	18	260	48	85	23	30	6
1,250	87	190	14	30	2	100	6	55	4	20	1
95	82	30	25	5	4	0	3	0	0	0	0
405	115	25	7	5	2	30	9	5	2	10	2
460	63	0	0	0	0	310	70	0	0	20	1
460	19	0	0	0	0	310	14	0	0	20	1
15	4	0	0	0	0	15	7	0	0	0	0
50	39	0	0	0	0	25	21	0	0	0	0
0	0	0	0	0	0	5	29	0	0	0	0
270	411	30	32	5	13	0	3	5	7	0	4
270	251	25	19	5	9	0	2	5	2	0	1
0	2	0	0	0	0	0	0	0	0	0	0
45	18	5	2	0	0	0	0	0	0	0	0
120	42	10	2	0	0	0	0	0	0	0	0
55	51	5	4	0	3	0	0	0	2	0	0
45	17	5	1	0	1	0	0	0	1	0	1
40	30	5	3	0	0	0	0	0	2	0	1
270	924	20	81	5	27	20	23	45	25	5	2
110	338	5	5	0	2	10	7	5	5	0	0
80	21	5	1	0	1	0	2	10	2	0	0
80	13	5	1	5	0	10	2	40	5	0	0
180	174	15	7	5	7	10	2	30	12	0	1
110	28	10	1	5	1	10	3	0	0	0	0
45	83	5	3	0	1	0	0	0	0	0	0
10	236	0	62	0	16	0	0	0	0	0	0
0	0	0	0	0	0	0	0	0	0	0	0
25	19	5	1	0	0	0	1	0	0	5	1
0	0	0	0	0	0	0	0	0	0	0	0
8,425	25,117	1,065	3,183	170	346	690	1,361	290	685	610	491

Service costs in \$ thousands. Client counts rounded to nearest multiple of five.

District 48	Use Rate (%)	Rank	Total Clients	Total Service Cost (\$000's)	Age 0-17 Clients	Age 0-17 Service Cost (\$000's)	Age 18-64 Clients	Age 18-64 Service Cost (\$000's)	Age Over 64 Clients	Age Over 64 Service Cost (\$000's)
1992 Est.Pop. 102,510										
AASA	0.44	44	450	5,113	0	1	85	642	355	4,468
Case Mgt & Assmt	0.06	46	60	6	0	0	30	5	30	1
Chore Services	0.06	46	55	156	0	0	20	95	40	61
Personal Care	0.11	46	110	512	0	1	40	171	65	340
Adult Family Home	0.01	36	15	24	0	0	10	7	5	17
Congregate Care	0.02	36	20	38	0	0	5	9	20	29
Nursing Home	0.26	41	270	4,357	0	0	20	347	250	4,010
APS-Adult Prot	0.03	32	30	5	0	0	5	1	15	3
DASA	0.24	46	250	166	60	22	190	144	0	0
Detoxification	0.03	45	30	32	0	0	30	32	0	0
ADATSA Assessmnt	0.06	49	65	11	0	0	65	11	0	0
Residential Tx	0.01	49	15	32	5	13	10	18	0	0
Outpatient Tx	0.18	46	190	46	60	6	130	40	0	0
Methadone Tx	0.01	16	15	11	0	0	15	11	0	0
ADATSA Stipend	0.04	32	40	31	0	0	40	31	0	0
DCFS	0.81	48	830	981	750	944	70	33	0	0
CPS Acc Ref-Chld	0.47	47	480	73	470	72	0	0	0	0
Family Rec Serv	0.08	40	85	110	85	109	0	0	0	0
First Steps	0.06	44	65	0	5	0	60	0	0	0
Home Services	0.00	47	0	2	0	2	0	0	0	0
Interim Care	0.00	48	5	6	5	6	0	0	0	0
Foster Care	0.08	48	80	361	80	333	5	28	0	0
Group TX Care	0.00	47	5	87	5	83	0	4	0	0
Adoption	0.02	45	20	64	20	64	0	0	0	0
Emp/Tmg CC-Chld	0.12	47	125	160	120	160	5	0	0	0
Therapy CC-Child	0.09	38	95	119	85	116	0	0	0	0
DDD	0.31	34	315	3,710	105	35	210	3,383	5	92
Case Management	0.29	36	295	0	100	0	195	0	5	0
RHC-Res Hab Ctr	0.00	13	0	4	0	4	0	0	0	0
Comun Residential	0.09	13	95	3,005	0	0	90	2,923	0	82
Emp & Training	0.11	15	115	505	0	0	115	495	0	10
Family Support	0.02	37	20	40	15	31	5	9	0	0
Prof Services	0.02	16	20	24	0	0	20	24	0	0
Supplemental Community	0.05	11	50	103	0	0	50	103	0	0
DIA	4.57	46	4,690	6,651	2,030	3,426	2,355	2,998	305	227
Regular AFDC	1.87	46	1,920	2,737	1,245	1,775	675	962	0	0
Employable AFDC	0.77	40	785	810	440	459	345	351	0	0
IA ChildCare-Chld	0.22	42	225	232	210	232	15	0	0	0
JOBS	0.33	39	335	175	0	0	335	175	0	0
Pregnancy Grant	0.04	45	45	36	5	4	40	33	0	0
GA-U and GA-X	0.28	46	290	392	0	0	285	387	5	5
Aged,Blind,Disabl	0.65	44	665	291	25	7	385	146	255	137
Food Assistance	3.91	47	4,005	1,851	1,875	943	1,980	829	145	79
Refugee Grant	0.10	11	105	114	10	6	90	103	10	5
DJR	0.02	41	15	216	15	164	5	52	0	0
Parole	0.01	26	10	35	10	30	0	5	0	0
Community Placmt	0.00	41	5	30	0	23	0	6	0	0
DJR Institutions	0.01	41	10	149	10	110	0	39	0	0
DJR Special TX	0.00	33	5	3	0	1	0	2	0	0
MAA	5.20	46	5,325	7,633	2,330	1,720	2,380	5,042	590	870
Eligible No Svc	0.69	45	710	0	405	0	250	0	35	0
Hosp Inpatient	0.52	46	535	2,730	75	689	385	1,884	70	158
ER-Outpt & Physn	1.24	46	1,275	283	595	96	645	183	35	5
Hosp Outpatient	1.05	46	1,075	639	250	77	720	503	105	58
Physician&Clinic	3.68	46	3,775	1,413	1,560	301	1,815	1,030	405	82
Psych Services	0.16	36	165	73	30	23	130	49	5	0
Prescriptions	3.29	47	3,370	1,056	1,220	73	1,655	659	495	324
Dental Care	1.70	44	1,745	307	755	111	800	170	190	27
Other Medical	2.13	46	2,180	821	505	227	1,380	483	295	111
EPSDT	0.81	45	830	61	700	53	130	8	0	0
HMOs	0.11	24	110	102	75	70	35	31	0	0
Medicare Part B	0.52	44	530	148	0	0	145	42	385	106
DORA	1.00	6	1,020	212	310	35	635	171	75	6
Case Management	0.99	6	1,020	47	310	15	635	29	75	3
ESL Training	0.12	4	120	60	0	0	115	59	0	1
Employment Ser	0.11	9	110	76	0	0	105	74	0	2
Unaccompanied Minors	0.00	8	5	29	0	20	0	10	0	0
DVR	0.23	47	240	446	0	1	240	445	0	0
Regular Case Mgt	0.21	47	220	219	0	0	220	219	0	0
SE Case Mgt	0.02	7	25	21	0	0	25	21	0	0
Assess Job Skill	0.02	30	20	15	0	0	20	15	0	0
Medical/Psych Tx	0.11	44	115	54	0	0	110	53	0	0
Training & Educ	0.06	43	60	85	0	0	60	85	0	0
Personal Support	0.04	46	40	23	0	0	40	23	0	0
Work Support	0.03	41	30	29	0	0	30	29	0	0
MHD	0.64	41	660	2,621	105	268	490	1,993	60	361
Case Management	0.25	40	250	989	35	50	160	884	60	54
Crisis Services	0.16	32	160	66	5	2	150	63	5	1
CMHC Intake	0.26	38	265	53	75	11	165	37	25	6
Outpatient Tx	0.42	42	435	465	75	85	345	370	15	11
Medication Mgt	0.26	39	270	82	2	2	235	75	25	3
Day Treatment	0.06	42	65	218	15	91	45	126	5	1
State Institutions	0.03	39	25	609	0	0	15	325	10	284
CSTC	0.00	6	0	0	0	0	0	0	0	0
IYA-Comun Hosp	0.03	38	30	81	0	26	30	55	0	0
Adlt Res Tx Fac	0.00	7	0	0	0	0	0	0	0	0
DSHS Agency Total	7.06	47	7,240	27,780	3,085	6,616	3,425	15,101	685	6,024

Service costs in \$ thousands. Client counts rounded to nearest multiple of five.

White (NonHisp.) Clients	White (NonHisp.) Service Cost (\$000's)	Black (NonHisp.) Clients	Black (NonHisp.) Service Cost (\$000's)	Indian (NonHisp.) Clients	Indian (NonHisp.) Service Cost (\$000's)	Asian (NonHisp.) Clients	Asian (NonHisp.) Service Cost (\$000's)	Hispanic Clients	Hispanic Service Cost (\$000's)	Unknown Race Clients	Unknown Race Service Cost (\$000's)
400	4,589	10	168	0	0	20	178	0	0	20	178
50	5	5	1	0	0	0	0	0	0	5	0
55	153	0	3	0	0	0	0	0	0	0	0
85	364	5	9	0	0	15	118	0	0	5	21
15	24	0	0	0	0	0	0	0	0	0	0
20	36	0	0	0	0	0	0	0	0	0	2
255	3,989	5	155	0	0	5	60	0	0	5	153
15	3	0	0	0	0	0	0	0	0	10	2
210	145	20	14	0	0	5	0	10	7	0	0
25	29	5	2	0	0	0	0	0	1	0	0
55	10	10	1	0	0	0	0	0	0	0	0
15	26	0	1	0	0	0	0	0	4	0	0
165	40	15	4	0	0	5	0	5	0	0	0
15	11	0	0	0	0	0	0	0	0	0	0
35	28	5	2	0	0	0	0	0	1	0	0
550	677	70	99	10	44	35	29	25	45	145	88
305	49	40	7	5	1	25	3	5	1	95	13
70	101	10	5	0	0	0	1	0	2	5	1
30	0	5	0	0	0	10	0	10	0	10	0
0	0	0	2	0	0	0	0	0	0	0	0
5	6	0	0	0	0	0	0	0	0	0	0
60	202	10	49	5	40	0	6	5	36	5	28
5	85	0	3	0	0	0	0	0	0	0	0
10	31	0	6	0	0	0	10	0	0	10	17
85	121	10	13	0	0	0	2	5	3	20	21
65	83	15	14	5	3	5	8	5	4	5	7
280	3,560	15	136	5	0	10	1	5	2	5	12
265	0	15	0	5	0	10	0	5	0	0	0
0	4	0	0	0	0	0	0	0	0	0	0
90	2,874	5	125	0	0	0	0	0	0	0	6
110	493	5	10	0	0	0	1	0	0	0	0
15	33	0	0	0	0	0	0	0	1	5	6
20	24	0	0	0	0	0	0	0	0	0	0
45	102	0	0	0	0	0	0	0	1	0	0
3,180	4,219	495	872	20	12	770	1,344	135	125	85	59
1,250	1,681	340	504	10	17	260	467	50	57	10	11
530	533	40	38	5	1	185	223	20	13	5	2
145	162	30	36	5	3	10	7	5	2	30	21
240	119	35	17	5	1	50	35	10	3	0	0
30	20	5	5	0	3	5	8	0	1	0	0
230	294	15	24	0	0	40	68	5	3	0	3
445	175	25	7	0	0	160	96	10	3	25	10
2,720	1,171	470	240	20	5	650	380	125	43	25	12
60	61	0	0	0	0	45	53	0	0	0	0
10	148	5	53	0	0	0	1	0	14	0	0
10	19	0	9	0	0	0	1	0	6	0	0
0	21	0	0	0	0	0	0	0	9	0	0
10	107	5	42	0	0	0	0	0	0	0	0
0	1	0	2	0	0	0	0	0	0	0	0
3,705	5,589	480	618	25	25	795	1,001	230	301	90	87
500	0	75	0	5	0	65	0	50	0	10	0
390	2,134	35	208	0	2	60	240	40	124	5	21
890	197	170	40	10	2	115	26	75	16	15	1
760	382	105	77	5	3	130	141	50	23	20	13
2,570	963	295	95	20	6	670	264	165	70	60	16
145	65	5	5	0	0	10	2	5	1	0	0
2,325	601	280	46	15	1	590	179	115	12	50	16
1,210	219	155	19	10	1	300	56	50	8	25	4
1,520	600	185	82	5	17	350	68	85	43	30	11
525	39	95	7	5	0	135	10	55	3	10	1
70	60	35	37	0	3	5	2	0	0	0	0
455	129	10	3	0	0	45	12	5	1	15	4
425	113	0	0	0	0	590	97	0	0	5	0
425	18	0	0	0	0	590	28	0	0	5	0
85	45	0	0	0	0	35	15	0	0	0	0
70	51	0	0	0	0	40	25	0	0	0	0
0	0	0	0	0	0	5	29	0	0	0	0
215	499	10	12	0	3	5	3	5	7	10	13
195	195	10	9	0	1	5	3	5	4	10	8
20	20	0	0	0	0	0	0	0	2	0	0
20	14	0	1	0	1	0	0	0	0	0	0
100	50	5	2	0	2	0	0	0	0	5	0
55	82	0	0	0	0	0	0	0	1	5	2
35	22	0	0	0	0	0	0	0	0	0	0
25	27	0	0	0	0	0	0	0	0	0	1
460	2,234	25	48	5	4	35	100	130	133	5	82
210	841	5	16	0	2	20	35	10	46	0	50
110	54	5	3	0	0	5	0	40	9	0	0
170	43	15	2	5	0	10	2	65	5	0	1
305	344	20	15	5	2	20	29	80	39	5	15
215	67	15	4	0	0	15	4	25	5	5	2
55	187	0	1	0	0	5	3	5	19	0	8
25	575	0	1	0	0	0	22	0	10	0	0
0	0	0	0	0	0	0	0	0	0	0	0
25	66	0	5	0	0	0	3	0	0	0	7
0	0	0	0	0	0	0	0	0	0	0	0
5,005	21,794	575	2,019	45	119	920	2,756	395	634	295	519

Service costs in \$ thousands. Client counts rounded to nearest multiple of five.

District 49	Use Rate (%)	Rank	Total Clients	Total Service Cost (\$000's)	Age 0-17 Clients	Age 0-17 Service Cost (\$000's)	Age 18-64 Clients	Age 18-64 Service Cost (\$000's)	Age Over 64 Clients	Age Over 64 Service Cost (\$000's)
1992 Est.Pop. 106,810										
AASA	1.51	9	1,615	13,484	10	251	385	2,212	1,220	11,014
Case Mgt & Assmt	0.61	5	650	47	0	0	215	14	435	33
Chore Services	0.31	18	325	613	0	0	75	206	250	407
Personal Care	0.47	9	500	1,805	5	20	170	534	325	1,250
Adult Family Home	0.03	17	35	35	0	0	10	14	25	21
Congregate Care	0.13	6	135	272	0	0	40	74	95	198
Nursing Home	0.70	11	745	10,617	5	231	95	1,337	650	9,049
APS-Adult Prot	0.04	26	45	8	0	0	10	2	30	6
DASA	1.09	9	1,170	1,088	60	42	1,100	1,040	5	5
Detoxification	0.41	7	440	265	0	0	435	260	5	5
ADATSA Assessmnt	0.27	12	285	48	0	0	285	48	0	0
Residential Tx	0.20	12	215	364	5	15	205	349	0	0
Outpatient Tx	0.58	16	625	299	50	26	575	273	0	0
Methodone Tx	0.01	16	15	6	0	0	15	6	0	0
ADATSA Stipend	0.15	13	165	103	0	0	165	103	0	0
DCFS	3.96	8	4,225	3,608	3,700	3,367	455	230	10	3
CPS Acc Ref-Chld	2.41	5	2,570	393	2,510	384	10	1	0	0
Family Rec Serv	0.29	5	310	166	295	161	10	4	0	0
First Steps	0.31	12	330	0	40	0	290	0	0	0
Home Services	0.11	10	120	31	45	20	20	10	0	1
Interim Care	0.07	8	80	206	75	204	0	2	0	0
Foster Care	0.55	10	585	1,398	495	1,267	75	130	5	2
Group TX Care	0.05	8	50	511	45	434	5	77	0	0
Adoption	0.04	28	40	178	35	175	0	3	0	0
Emp/Tmg CC-Chld	0.54	11	580	572	570	572	10	1	0	0
Therapy CC-Child	0.15	24	165	152	160	150	5	2	0	0
DDD	0.45	11	480	3,745	215	187	260	3,558	5	0
Case Management	0.44	7	465	0	205	0	255	0	5	0
RHC-Res Hab Ctr	0.00	13	0	47	0	2	0	45	0	0
Comm Residential	0.09	13	100	2,829	0	25	100	2,804	0	0
Emp & Training	0.14	4	150	607	0	0	150	607	0	0
Family Support	0.06	8	65	227	53	159	10	68	0	0
Prof Services	0.02	16	20	10	5	1	15	9	0	0
Supplemental Community	0.03	22	30	26	0	0	30	26	0	0
DIA	20.26	9	21,640	28,174	9,495	14,590	11,380	13,167	750	417
Regular AFDC	8.48	9	9,060	12,965	5,780	8,223	3,280	4,743	0	0
Employable AFDC	3.32	8	3,550	3,122	1,925	1,672	1,625	1,451	0	0
IA ChildCare-Chd	0.84	13	895	525	865	516	25	9	0	0
JOBS	1.11	9	1,180	618	15	6	1,165	612	0	0
Pregnancy Grant	0.17	10	180	153	10	8	170	143	0	2
GA-U and GA-X	0.99	12	1,055	1,534	5	1	1,045	1,526	5	7
Aged Blind, Disabl	2.04	10	2,185	422	215	17	1,515	318	450	87
Food Assistance	18.72	8	19,995	8,657	8,930	4,137	10,505	4,202	545	318
Refugee Grant	0.17	4	185	156	25	10	150	142	5	4
DJR	0.05	15	50	961	40	807	10	154	0	0
Parole	0.02	11	25	81	15	49	10	32	0	0
Community Placmt	0.02	9	15	260	10	205	5	55	0	0
DJR Institutions	0.03	12	30	606	25	539	5	66	0	0
DJR Special TX	0.01	6	10	14	5	13	0	1	0	0
MAA	18.41	12	19,665	26,061	9,355	7,014	8,680	16,636	1,530	2,411
Eligible No Svc	2.41	14	2,575	0	1,420	0	995	0	60	0
Hosp Inpatient	1.65	15	1,760	8,351	255	2,047	1,260	6,044	245	259
ER-Outpt & Physn	5.08	16	5,425	1,189	2,550	402	2,790	779	90	8
Hosp Outpatient	3.61	16	3,860	1,447	780	245	2,660	1,035	420	167
Physician&Clinic	11.63	15	12,420	4,098	5,420	1,042	6,005	2,949	995	107
Psych Services	0.48	6	510	135	60	42	425	92	25	1
Prescriptions	11.99	13	12,810	3,760	5,245	323	6,255	2,324	1,310	1,113
Dental Care	6.41	7	6,845	1,505	3,185	466	3,325	954	335	85
Other Medical	8.88	10	9,485	3,525	3,315	1,454	5,285	1,753	885	318
EPSPDT	2.81	11	2,995	192	2,490	161	505	30	0	0
HMOs	1.42	5	1,520	1,334	925	832	580	502	0	0
Medicare Part B	1.64	9	1,755	525	0	0	580	173	1,175	353
DXRA	1.01	5	1,080	90	420	18	610	69	50	2
Case Management	1.01	5	1,080	47	420	18	610	26	50	2
ESL Training	0.00	32	0	0	0	0	0	0	0	0
Employment Ser	0.08	12	80	43	0	0	80	43	0	0
Unaccompanied Minors	0.00	8	0	0	0	0	0	0	0	0
DVR	0.58	11	615	994	5	3	605	989	0	1
Regular Case Mgt	0.55	11	590	560	5	2	580	557	0	1
SE Case Mgt	0.03	2	30	22	0	0	30	22	0	0
Assess Job Skill	0.05	6	50	21	0	1	50	20	0	0
Medical/Psych Tx	0.26	11	280	75	0	1	275	74	0	0
Training & Educ	0.17	5	185	194	0	0	185	194	0	0
Personal Support	0.14	8	150	61	0	0	150	60	0	0
Work Support	0.10	8	105	61	0	0	105	61	0	0
MHD	1.22	24	1,310	5,951	390	1,076	845	4,405	70	469
Case Management	0.47	21	495	1,061	100	144	355	870	40	48
Crisis Services	0.28	22	300	163	20	28	275	134	5	0
CMHC Intake	0.26	38	280	49	180	35	95	13	5	2
Outpatient Tx	0.87	21	925	852	320	393	575	439	30	21
Medication Mgt	0.48	12	510	127	30	3	450	117	30	7
Day Treatment	0.18	25	190	473	35	261	150	204	10	9
State Institutions	0.11	12	120	2,206	0	0	105	1,841	15	367
CSTC	0.00	6	5	240	5	205	0	35	0	0
ITA-Comm Hosp	0.09	10	100	154	5	7	90	144	5	3
Adlt Res Tx Fac	0.00	7	0	26	0	0	0	26	0	0
DSHS Agency Total	26.12	11	27,900	84,155	12,605	27,356	13,245	42,468	1,875	14,321

Service costs in \$ thousands. Client counts rounded to nearest multiple of five.

White (NonHisp.) Clients	White (NonHisp.) Service Cost (\$000's)	Black (NonHisp.) Clients	Black (NonHisp.) Service Cost (\$000's)	Indian (NonHisp.) Clients	Indian (NonHisp.) Service Cost (\$000's)	Asian (NonHisp.) Clients	Asian (NonHisp.) Service Cost (\$000's)	Hispanic Clients	Hispanic Service Cost (\$000's)	Unknown Race Clients	Unknown Race Service Cost (\$000's)
1,570	13,172	20	106	5	23	10	108	5	43	5	31
635	46	10	0	0	0	5	0	5	0	0	0
320	605	5	6	0	3	0	0	0	0	0	0
475	1,668	10	51	0	3	5	59	5	13	0	12
35	35	0	0	0	0	0	0	0	0	0	0
135	271	0	0	0	0	0	0	0	1	0	0
730	10,464	5	48	0	18	5	49	0	21	5	19
45	8	0	0	0	0	0	0	0	0	0	0
1,050	1,003	60	44	30	16	5	5	20	18	0	0
385	238	30	11	10	7	0	1	15	8	0	0
265	44	15	3	5	1	0	0	0	1	0	0
190	339	10	14	0	2	0	3	5	6	0	0
575	280	25	10	15	6	5	1	5	2	0	0
10	6	0	0	0	0	0	0	0	1	0	0
150	95	10	6	0	1	0	0	5	0	0	0
3,075	3,084	165	212	60	100	55	17	55	34	815	160
1,635	265	95	13	30	5	40	6	35	5	740	99
235	131	5	5	5	2	5	2	5	2	60	24
315	0	5	0	0	0	5	0	5	0	0	0
105	28	10	2	5	1	0	1	0	0	0	0
65	173	5	10	0	4	0	4	0	2	5	12
500	1,188	50	117	15	63	5	4	10	17	5	9
45	483	0	20	0	8	0	0	0	0	0	0
30	161	0	5	0	5	0	0	0	0	10	8
540	539	20	14	5	6	5	1	5	6	10	7
140	117	20	27	5	7	0	1	5	1	0	0
445	3,641	15	39	5	5	5	6	5	2	5	50
435	0	15	0	5	0	10	0	5	0	5	0
0	47	0	0	0	0	0	0	0	0	0	0
100	2,754	0	25	0	0	0	0	0	0	0	50
145	596	0	4	0	5	0	1	0	0	0	0
60	211	5	10	0	0	0	5	0	2	0	0
20	10	0	0	0	0	0	0	0	0	0	0
30	26	0	0	0	0	0	0	0	0	0	0
19,195	24,733	1,040	1,399	165	223	750	1,234	425	525	60	61
7,905	11,285	560	748	85	123	340	561	170	239	5	10
3,175	2,750	135	114	10	9	135	160	75	74	20	14
840	491	30	19	0	2	10	7	10	4	0	1
1,075	565	65	30	15	8	5	3	25	12	0	1
165	143	10	5	0	0	0	0	5	3	0	0
945	1,401	35	45	10	3	45	50	20	22	5	8
1,935	360	80	14	15	1	110	37	30	9	10	1
17,725	7,622	985	422	155	71	685	363	400	161	45	19
105	97	0	0	0	0	70	53	0	0	10	6
40	761	10	139	0	17	0	0	0	44	0	0
20	60	5	15	0	6	0	0	0	0	0	0
15	228	0	31	0	0	0	0	0	0	0	0
20	459	5	92	0	11	0	0	0	44	0	0
5	13	0	1	0	0	0	0	0	0	0	0
17,415	23,563	870	779	155	180	745	769	405	706	75	65
2,210	0	180	0	35	0	75	0	70	0	10	0
1,590	7,684	60	168	15	63	45	145	40	278	5	12
4,820	1,053	270	58	55	12	140	29	130	32	15	4
3,495	1,311	130	51	25	7	140	45	65	29	10	5
11,050	3,684	450	122	105	36	535	165	245	78	35	14
455	128	15	3	0	0	35	2	5	2	0	0
11,440	3,450	445	85	95	14	570	177	220	28	40	7
6,065	1,323	260	46	50	11	310	95	140	22	25	7
8,455	3,088	375	130	65	27	380	71	180	196	30	13
2,700	174	85	5	25	1	105	7	65	4	15	1
1,335	1,167	110	103	10	9	25	22	35	33	0	0
1,670	501	30	8	0	1	35	11	10	4	5	1
580	40	0	0	0	0	475	49	0	0	25	1
580	23	0	0	0	0	475	23	0	0	25	1
0	0	0	0	0	0	0	0	0	0	0	0
35	18	0	0	0	0	50	26	0	0	0	0
0	0	0	0	0	0	0	0	0	0	0	0
565	828	15	26	5	12	0	2	15	16	20	40
540	514	15	12	0	3	0	2	15	10	20	20
25	19	0	1	0	2	0	0	0	0	0	0
45	20	0	1	0	0	0	0	0	0	0	0
260	69	0	1	0	1	0	0	5	1	10	4
165	167	5	9	0	5	0	0	5	2	10	11
135	55	5	2	0	0	0	0	5	1	10	2
90	54	0	1	0	1	0	0	0	2	5	3
1,145	5,471	35	129	25	61	70	218	15	38	20	34
405	846	20	52	5	9	65	137	0	15	0	1
280	128	5	1	5	0	5	15	5	0	5	18
260	46	5	1	5	1	5	1	5	1	0	0
805	761	25	18	20	38	60	23	10	12	5	1
435	112	15	3	5	1	50	10	0	0	5	0
180	452	5	9	5	9	5	2	0	0	0	0
115	2,166	5	41	0	0	0	1	0	0	0	0
5	240	0	0	0	0	0	0	0	0	0	0
80	122	0	2	0	2	0	6	0	9	15	13
0	26	0	0	0	0	0	0	0	0	0	0
24,095	76,368	1,190	2,873	250	637	870	2,407	545	1,426	950	442

Service costs in \$ thousands. Client counts rounded to nearest multiple of five.

District	Use Rate (%)	Rank	Total Clients	Total Service Cost (\$000's)	Age 0-17 Clients	Age 0-17 Service Cost (\$000's)	Age 18-64 Clients	Age 18-64 Service Cost (\$000's)	Age Over 64 Clients	Age Over 64 Service Cost (\$000's)
Unknown										
AASA	0.00	50	10	50	0	0	5	17	5	32
Case Mgt & Assmt	0.00	50	0	0	0	0	0	0	0	0
Chore Services	0.00	50	5	34	0	0	5	17	5	17
Personal Care	0.00	50	0	0	0	0	0	0	0	0
Adult Family Home	0.00	47	0	0	0	0	0	0	0	0
Congregate Care	0.00	50	0	6	0	0	0	0	0	6
Nursing Home	0.00	50	0	9	0	0	0	0	0	9
APS-Adult Prot	0.00	50	0	0	0	0	0	0	0	0
DASA	0.00	50	5	2	5	2	0	0	0	0
Detoxification	0.00	50	0	0	0	0	0	0	0	0
ADATSA Assessmnt	0.00	50	0	0	0	0	0	0	0	0
Residential Tx	0.00	50	0	0	0	0	0	0	0	0
Outpatient Tx	0.00	50	0	0	0	0	0	0	0	0
Methadone Tx	0.00	34	0	0	0	0	0	0	0	0
ADATSA Stipend	0.00	44	0	0	0	0	0	0	0	0
DCFS	0.00	50	35	222	30	166	5	60	0	0
CPS Acc Ref-Child	0.00	50	0	0	0	0	0	0	0	0
Family Rec Serv	0.00	50	10	75	10	62	0	12	0	0
First Steps	0.00	50	0	0	0	0	0	0	0	0
Home Services	0.00	47	0	0	0	0	0	0	0	0
Interim Care	0.00	48	0	0	0	0	0	0	0	0
Foster Care	0.00	50	0	1	0	0	0	0	0	0
Group TX Care	0.00	47	10	128	5	78	5	47	0	0
Adoption	0.00	50	5	18	5	18	0	0	0	0
Emp/Tmg CC-Child	0.00	50	10	7	10	7	0	0	0	0
Therapy CC-Child	0.00	50	0	1	0	1	0	0	0	0
DDD	0.00	50	30	2	20	0	10	2	0	0
Case Management	0.00	50	30	0	20	0	10	0	0	0
RHC-Res Hab Ctr	0.00	13	0	0	0	0	0	0	0	0
Comm Residential	0.00	50	0	0	0	0	0	0	0	0
Emp & Training	0.00	50	0	0	0	0	0	0	0	0
Family Support	0.00	50	0	0	0	0	0	0	0	0
Prof Services	0.00	49	0	0	0	0	0	0	0	0
Supplemental Community	0.00	50	0	0	0	0	0	0	0	0
DIA	0.00	50	5	5	5	5	0	0	0	0
Regular AFDC	0.00	50	0	0	0	0	0	0	0	0
Employable AFDC	0.00	50	0	0	0	0	0	0	0	0
IA ChildCare-Chd	0.00	50	5	5	5	5	0	0	0	0
JOBS	0.00	50	0	0	0	0	0	0	0	0
Pregnancy Grant	0.00	50	0	0	0	0	0	0	0	0
GA-U and GA-X	0.00	50	0	0	0	0	0	0	0	0
Aged,Blind,Disbl	0.00	50	0	0	0	0	0	0	0	0
Food Assistance	0.00	50	0	0	0	0	0	0	0	0
Refugee Grant	0.00	47	0	0	0	0	0	0	0	0
DJR	0.00	50	40	159	25	75	15	84	0	0
Parole	0.00	48	40	119	25	71	15	47	0	0
Community Placmt	0.00	41	0	0	0	0	0	0	0	0
DJR Institutions	0.00	49	0	37	0	0	0	37	0	0
DJR Special TX	0.00	33	0	4	0	4	0	0	0	0
MAA	0.00	50	5	41	0	30	5	11	0	0
Eligible No Svc	0.00	50	0	0	0	0	0	0	0	0
Hosp Inpatient	0.00	50	5	38	0	30	0	9	0	0
ER-Output & Physn	0.00	50	5	2	0	0	5	2	0	0
Hosp Outpatient	0.00	50	0	0	0	0	0	0	0	0
Physician&Clinic	0.00	50	0	0	0	0	0	0	0	0
Psych Services	0.00	50	0	0	0	0	0	0	0	0
Prescriptions	0.00	50	0	0	0	0	0	0	0	0
Dental Care	0.00	50	0	0	0	0	0	0	0	0
Other Medical	0.00	50	0	0	0	0	0	0	0	0
HPSDT	0.00	50	0	0	0	0	0	0	0	0
HMOs	0.00	50	0	0	0	0	0	0	0	0
Medicare Part B	0.00	50	0	0	0	0	0	0	0	0
DORA	0.00	50	0	0	0	0	0	0	0	0
Case Management	0.00	50	0	0	0	0	0	0	0	0
ESL Training	0.00	32	0	0	0	0	0	0	0	0
Employment Ser	0.00	40	0	0	0	0	0	0	0	0
Unaccompanied Minors	0.00	8	0	0	0	0	0	0	0	0
DVR	0.00	50	0	0	0	0	0	0	0	0
Regular Case Mgt	0.00	50	0	0	0	0	0	0	0	0
SE Case Mgt	0.00	43	0	0	0	0	0	0	0	0
Assess Job Skill	0.00	50	0	0	0	0	0	0	0	0
Medical/Psych Tx	0.00	50	0	0	0	0	0	0	0	0
Traming & Educ	0.00	50	0	0	0	0	0	0	0	0
Personal Support	0.00	50	0	0	0	0	0	0	0	0
Work Support	0.00	50	0	0	0	0	0	0	0	0
MHD	0.00	50	60	2,003	5	2	40	1,778	10	188
Case Management	0.00	50	0	0	0	0	0	0	0	0
Crisis Services	0.00	50	15	31	5	2	10	2	0	0
CMIIC Intake	0.00	50	20	4	10	2	5	0	5	1
Outpatient Tx	0.00	50	0	0	0	0	0	0	0	0
Medication Mgt	0.00	50	0	0	0	0	0	0	0	0
Day Treatment	0.00	50	5	5	5	5	0	0	0	0
State Institutions	0.00	50	35	1,947	0	0	30	1,762	5	184
CSTC	0.00	6	0	0	0	0	0	0	0	0
ITA-Comm Hosp	0.00	50	10	9	0	0	5	7	5	3
Adlt Res Tx Fac	0.00	7	0	0	0	0	0	0	0	0
DSHS Agency Total	0.00	50	180	2,489	85	286	75	1,952	15	221

DSHS Program Glossary

Aging and Adult Services (AASA)

AASA serves disabled persons over 18, as well as frail, elderly persons who need either instrumental assistance with some of the activities of daily living (such as housework, shopping, and money management) or ongoing assistance with many daily life functions (such as self-care, eating, and medication management).

Programs

AASA Total: AASA clients were unduplicated and dollars spent were totaled. Please note:

- Nursing Home Discharge Allowance was included in the total only and not in any of the groups below. This service was called Residential Assistance in the FY90 NADP reports.
- Assisted Living was included in the total only and not in any of the groups listed below. These services were not included in the FY90 NADP reports.
- Adult Day Health Services were included in the DDD Total only and not in any of the groups below. These services were reported in MAA Other Medical Services in the FY90 NADP reports.
- The Community Options Program Entry System (COPES) funded services were in a separate group in the FY90 NADP reports. These services have been grouped with their related category of care in FY92.

• **Case Management and Comprehensive Adult Assessment:** Disabled adults requesting nursing home care, COPES, case management, or any other AASA service were provided an in-person, standardized, comprehensive assessment of need and level of care. In addition to the comprehensive assessment, AASA case managers assisted certain disabled adults in the development of a service plan and to obtain and effectively use necessary support services while still maintaining the highest level of health and independence capable by that person. The case managers also maintained ongoing contact with the client until the condition and situation were stabilized. In the FY90 NADP reports, Case Management and Assessment services were reported separately.

• **Chore Services:** These state funded programs provided in-home personal care services to non-Medicaid eligible, low-income, disabled or very frail adults who still live in their own homes. This group included all contracted chore and individual provider services as well as chore provider meal reimbursements and travel costs. Contracted chore services (SSPS code 4220) were not included in the FY90 NADP reports.

• **Personal Care Services:** These federal and state funded programs provided help with the activities of daily living to poor, disabled or frail adults who needed this assistance to remain in their own homes, Adult Family Homes (AFH) or Congregate Care Facilities (CCF). Included were: Title XIX funded Personal Care and transportation; COPES funded in-home Personal Care Services; and state funded Personal Care provided for clients in AFH's. In the FY90 NADP reports, the clients and dollars for Personal Care Services funded by the Omnibus Budget Reconciliation Act (OBRA) were represented in AASA. Most of those clients and dollars are now represented in the DDD Total. The COPES in-home personal care services were in the COPES group in the FY90 NADP reports.

(continued on following page)

Aging and Adult Services Administration (AASA) continued

- **Adult Family Homes:** In these small group care settings, persons in their own homes provided room, board, and laundry services for as many as six adults who were not related to the provider, could not live alone, and did not need skilled nursing care. Included were: COPES funded AFH and personal care services; state funded AFH services including mental health clients; Title XIX funded AFH services; and AFH AIDS Special Services. In the FY90 NADP reports, the mental health clients were reported in MHD Group Housing, the COPES paid services were in the COPES group and the AIDS services were not available.
- **Congregate Care Facilities:** In these licensed boarding facilities for disabled adults, staff offered 24-hour supervision of, and help with, the following: activities of daily living, planning medical care, taking medications, and the handling of financial matters when necessary. Included were: COPES funded CCF and personal care services; state funded CCF services including mental health clients; and Title XIX funded CCF services. In the FY90 NADP reports, the mental health clients were reported in MHD Group Housing and the COPES paid services were in the COPES group.
- **Nursing Homes:** In these residential facilities, staff performed an array of services for disabled persons who required daily nursing care, as well as assistance with medication, eating, dressing, walking, or other personal needs.
- **Adult Protective Services:** APS staff investigated reports of neglect, abuse, exploitation or abandonment of dependent adults. Services provided to clients included, but were not limited to: counseling, assessment, arranging for alternative living situations, assistance in accessing community resources, and arranging for and providing appropriate services.

Division of Alcohol and Substance Abuse (DASA)

DASA provides assessment and treatment services to persons who are chemically dependent on alcohol, other drugs or both. Clients pay a portion of the cost of their treatment on a sliding scale, and the ADATSA programs (which include job training and job search assistance) are only available to indigent clients who are unemployable because of their addiction.

Programs

DASA Total: DASA clients were unduplicated and dollars spent were totaled. Please note:

- ADATSA Protective Payee fees are included in the total only and not in any of the groups below. These fees were not included in the FY90 NADP reports.
- DASA therapeutic child care and DASA day care are included in the DASA Total only and not in any of the groups below. These programs were included in the DCFS Therapy Child Care group in the FY90 NADP reports.

- **Detoxification:** This short-term residential service was provided to clients withdrawing from the effects of excessive or prolonged alcohol or drug consumption. Services continued only until the client recovered from the transitory effects of acute intoxication. Detoxification always included supervision, and may have included counseling and/or medical care. Some counties provided detoxification in specialized freestanding facilities; in other counties, detoxification was provided in community hospitals.

- **ADATSA (Alcohol and Drug Addiction Treatment and Support Act) Assessments:** An assessment to evaluate indigent, chemically dependent clients to determine eligibility for state or federally funded treatment or state funded shelter. Assessment staff assisted clients to develop a treatment plan, monitored client progress, and placed clients in appropriate treatment settings. Dollars spent on lab fees associated with the assessment were also included. Lab fees were not included in the FY90 NADP reports.

- **Residential Treatment:** Several types of inpatient settings were included in this category: DASA Residential Treatment for pregnant women and youth, Intensive Inpatient Treatment, Long-Term Residential Drug Treatment, Recovery House Care, Differential/Dual Diagnosed Treatment at Cedar Hills for substance abusers who are mentally ill, and secure involuntary treatment at Pioneer North. DASA Residential Treatment for pregnant women and youth were not included in the FY90 NADP reports.

- **Outpatient Treatment:** This consisted of a variety of diagnostic and treatment services provided in a non-residential setting. Standard, intensive, and Medicaid-paid outpatient treatment were included. Generally, for indigent clients, vocational counseling was also included. Medicaid-paid outpatient treatment was not included in the FY90 NADP reports.

- **Methadone Treatment:** These were clients addicted to heroin or other opiates. The four contracted methadone treatment agencies provided counseling and daily, or near daily, administration of methadone or other approved substitute drug in an outpatient setting.

- **ADATSA Stipend:** A living stipend to cover food and housing costs while in outpatient treatment or ADATSA Shelter Assistance and/or personal incidentals for ADATSA clients while in residential treatment.

Division of Children and Family Services (DCFS)

DCFS serves children and adolescents who are being abused or neglected by their families, or who are enmeshed in family conflict to the point where it threatens the family unit.

Programs

DCFS Total: DCFS clients were unduplicated and dollars spent were totaled. Please note:

- In-home service plans for children leaving specified residential treatment facilities were included in the DCFS Total only and not reported in any of the groups below. These services were included in the Treatment Foster Care and Group Care group in the FY90 NADP reports.
- **Child Protective Services (CPS) Accepted Referrals:** These services included at least 24-hour intake, assessment, emergency intervention, and emergency medical services for accepted referrals. If children were found to be at risk of abuse, the services could have included direct treatment, coordination and development of community services, legal intervention, and case monitoring. Family services were intended to reduce the risk to the children.
- **Family Reconciliation Services (FRS):** These services were offered to help families and their runaway or conflict-ridden adolescent members. There were three phases: (1) 24-hour Intake and Assessment; (2) longer-term crisis counseling provided by county contract counselors; and (3) an Intensive (e.g., Homebuilders) program, which provided counselors who worked closely with families to avoid imminent out-of-home placements.
- **First Steps Social Services:** Evaluation and social services were provided by a CSO First Steps Social Worker to pregnant clients to reduce risk factors that may lead to poor birth outcomes. Services included assessment, case management, and linkage to appropriate community and health support services. These services were not included in the FY90 NADP reports.
- **Home Based Services:** These were individualized services purchased to help families who were at risk of child placement or in need of reunification. Services may have included traditional child welfare services, such as parent aides or counseling, as well as supports centered around basic needs such as clothing, shelter, employment, and transportation.
- **Interim Care Services (ICS):** ICS consisted of two service categories: Crisis Residential Centers (CRCs) and Juvenile Detention Placements. Both were emergency placement resources for children, pending family reunification or out-of-home placement to longer-term family foster care or group care. There were also three types of CRCs included: Regional, Group, and Family beds. Costs associated with clothing or personal incidentals purchased for children while they were in CRCs were included.
- **Foster Care:** Foster Care services were provided to children who needed short-term or temporary protection because they were dependent, abused, neglected, and/or could not live with their parents because of conditions which threatened their normal development. Family Receiving Homes were included here. Additionally, Foster Care served runaways, developmentally disabled children, children referred to mental health and juvenile rehabilitation, and medically fragile children including drug-affected newborns. Also included in this category were any of the following services received by children while in foster care: clothing and personal incidentals, psychological evaluation and treatment, personal care services, transportation, and payments made to foster parents for respite and additional supervision for special activities. Respite Care was not included in the FY90 NADP reports.
- **Group Care, Treatment Foster Care and Special Models of Group Care:** Group Care and Treatment Foster Care placements served children with emotional and/or behavioral difficulties which exceeded the service or supervision capacity of regular foster care families. Length of stay in these

settings ranged from 3 to 18 months. Several models were included: Treatment Foster Care and Group Care (Levels 2, 3 and Residential Treatment). If Early/Enhanced Discharge and After Care (EDAC) services were provided for these clients, those costs were included. Also included were additional client services, such as: additional supervision, clothing, personal incidentals, transportation, and legal services. Special Models of Group Care encompassed several different specialized treatment programs for children with particular difficulties. Included were: special model residential treatment and aftercare; special treatment facilities for children who are both developmentally disabled and mentally ill; special care for medically fragile children; and out-of-state group care. Legal services were not included in the FY90 NADP reports. Treatment Foster Care/Group Care and Special Models of Group Care were separate groups in the FY90 NADP reports.

- **Adoption and Adoption Support:** Adoption services provided opportunities for children in DSHS's custody to be permanently placed in families. Services included permanency planning, adoption preparation, placement supervision, and some limited post-adoption services. Adoption support services encouraged adoption of hard-to-place children from DSHS foster care and children who, because of age, race, physical condition, or emotional health, would not otherwise be placed for adoption. The program eliminated barriers to the adoption of such children by providing financial assistance, medical, counseling and rehabilitative services, and assistance with legal fees for adoption finalization. Adoption and Adoption Support were reported separately in the FY90 NADP reports.

- **Employment and Training Child Care:** This category of child care was subsidized because the custodial parent(s) were working or were in secondary education, and the family was earning less than 52% of the State Median Income adjusted for family size. Also, included were seasonal day care with a priority on serving children of farm workers. Seasonal day care was only included in the DCFS Total in the FY90 NADP reports. Employment and Training Child Care was called Work and Training Day Care in the FY90 NADP reports.

- **Therapy Child Care:** This category of child care was provided to two groups of children with special emotional needs. The first group was children who were at risk of child abuse and neglect (Therapeutic Child Development). The second was children whose families needed respite, treatment or parent education (CPS/CWS Child Care). Child care for children whose parents were undergoing substance abuse treatment funded by the Division of Alcohol and Substance Abuse (DASA Child Care) was included in this group in the FY90 NADP reports. DASA Child Care was included in the DASA Total in this report.

Division of Developmental Disabilities (DDD)

DDD serves persons who are developmentally disabled as a result of physical conditions which originated before adulthood, are expected to be lifelong, and constitute a substantial handicap to everyday functioning.

Programs

DDD Total: DDD clients were unduplicated and dollars were totaled. Please note:

- Medicaid Personal Care for adults in a CCF, AFH, or the client's home, who participated in downsizing from an Intermediate Care Facility for the Mentally Retarded (ICF-MR) or a Nursing Home facility, was included in the DDD Total only and not in any of the groups below. These services were included in AASA Personal Care Services in the FY90 NADP reports.
- In the FY90 NADP reports Medicaid Personal Care services for children were included in the DDD Total only. These services were included in the DDD Family Support Services group in this report.

- **Assessments and Case Management:** Case managers assisted DDD clients and their families in assessing needs, planning and authorizing state-funded services, applying for other services, and handling life crises. Some clients may have seen their case manager often during the fiscal year reported; others (such as families whose children are in the public schools) may not have seen their case manager at all during the report period. Both types of clients were included in this report because the DDD data systems did not distinguish between "having" and "using" a case manager.

- **Residential Habilitation Centers (RHCs):** These were the large state residential and habilitation institutions for developmentally disabled persons: Fircrest School, Frances Haddon Morgan Center, Interlake School, Lakeland Village, Rainier School, and Yakima Valley School.

- **Community Residential Facilities:** This group included clients living in smaller, community-based group care facilities: group homes and Intermediate Care Facilities for the Mentally Retarded (ICF-MR). In addition, programs which support clients living in their own houses or apartments, either alone or with roommates (State Operated Living Alternatives (SOLA), Intensive Tenant Support, Tenant Support, and Supportive Living) were included in this category. Staff provided clients with support and training for household and money management, health care, personal care, use of community resources, and social integration. SOLA services were not included in the FY90 NADP reports. Intensive Tenant Support, Tenant Support and Supportive Living services were included in the Non-Facility Residential group in the FY90 NADP reports.

- **County Contracted Community Employment, Access and Training Services (Emp & Training):** This group included Community Access Programs and the following three employment programs: (1) Individual Supported Employment, which assisted clients to find and keep jobs in the community; (2) Group Supported Employment, which enabled clients to work in groups or enclaves at local businesses; and (3) Specialized Industries, which were work training centers. Community Integration Programs and Senior Citizen Services (as reported in the FY91 NADB reports) became Community Access Programs, which emphasized development of social, communication, and leisure skills. The Community Access Programs were included in the Habilitation Services group in the FY90 NADP reports.

- **Family Support Services:** This group included the following family support services: respite care, attendant care, professional services used by the family, transportation for attendants or family members, Medicaid personal care for children, and miscellaneous family-based services. These services enabled families to keep their developmentally disabled children in their own homes. In the FY90 NADP reports the Family Support Services included therapy and counseling used by the family; however, in this report

these services were included in Professional Support Services (below). Furthermore, the Medicaid personal care services were included in the DDD Total only in the FY90 NADP reports.

- **Professional Support Services:** This group included behavioral consultation/counseling and physical, occupational, and communication therapies provided to children and their families through Family Support funding. Also included were the following three Supplemental Community Support funded services: (1) psychological services used to determine eligibility; (2) the developmental disabilities professional (DDP) evaluations required by criminal courts; and (3) counseling and other therapeutic services for adults in DSHS and DDD funded residential settings, or in their home. The services funded by Family Support were included in the Family Support group in the FY90 NADP reports. Similarly, the services funded by Supplemental Community Support were included in the Supplemental Community Support group in the FY90 NADP reports.

- **Supplemental Community Support:** This group included client transportation and client-oriented community services such as, interpreters and translators, summer recreational activities, equipment purchases, and reimbursement for activity fees. This group also included DDD attendant care provided to clients in their home or other setting to assist them with needed care and supervision. In the FY90 NADP reports, this group included psychological eligibility assessments which were included in the Professional Support Services in this report.

Division of Income Assistance (DIA)

DIA and Economic and Medical Field Services (EMFS) together provide welfare grants, related employment training, and child care to very low-income persons, particularly those who are disabled and unemployable, have children under age 18 and are unemployed, or are pregnant. They also provide food assistance to all persons in poverty. Throughout this report, these two entities are referred to as "Income Assistance" or "DIA".

Programs

DIA Total: DIA clients were unduplicated and dollars spent were totaled. Please note:

- ADATSA Protective Payee, SSI Facilitators, DIA protective payee, ADATSA Psychological Evaluation, FIP Social Services, and a few miscellaneous DIA services are included in the total only and not reported in any of the groups below.
- Primary recipient (parent or guardian) counts for FIP Child Care-Employed, FIP Child Care-Regular, FIP Child Care-Transitional, FSA Transitional Child Care are included only in the total client count and are not reported in any of the groups below. (Child count and dollars are included in Income Assistance Child Care.)
- **Regular AFDC and FIP Grants (AFDC-R and FIP-J):** Clients who received these cash grants came from poor families with children under 18 (or between 18 and 19 and finishing high school) or low-income single women in the third trimester of pregnancy with no other children. They were either single-parent families, two-parent families where one parent is unemployable due to disability, or families in which the children are living with non-parent relatives. Some clients received additional money for telephone, laundry, meals on wheels, restaurant meals, food for guide dogs, and home winterization.
- **Employable AFDC and FIP Grants (AFDC-E and FIP-O):** Clients who received these cash grants came from poor two-parent families with children under 18 (or between 18 and 19 and finishing high school) or from families with a woman in the third trimester of pregnancy with no other children, in which both parents are unemployed. At least one of the parents must have worked recently to qualify the family for this assistance. Some clients received additional money for telephone, laundry, meals on wheels, restaurant meals, food for guide dogs, and home winterization.
- **Income Assistance Child Care:** Child care assistance was available to families on AFDC or FIP when a parent/guardian was working, participating in a department-approved education/training/JOBS component or was no longer eligible for grant assistance for earnings-related reasons. In FY90 NADP reports these services were included in the AFDC groups.
- **JOBS (Job Opportunities and Basic Skills Training Program):** The JOBS program offers employment and basic skills components for adult applicants and recipients of AFDC. Components included assessment, job readiness, education, jobs skills training, volunteer work, work experience, on-the-job training, job search, and job placement. The FY90 NADP reports did not include information on these services.
- **General Assistance-Unemployable and General Assistance-Expedited Medicaid Disability (GA-U and GA-X):** Clients who received these cash grants were very poor and unemployable due to physical, mental or emotional incapacity. Either the incapacity was not sufficiently continuous or long-lasting for SSI, or the client's case was awaiting SSI determination. Some clients received additional money for telephone, laundry, meals on wheels, restaurant meals, and food for guide dogs. Clients who were eligible for GA-U and received ADATSA treatment for drug and/or alcohol dependency remained in the GA-U program. Prior to FY92 these clients would have been transferred to the ADATSA program for the

duration of their treatment. This group also included incapacity assessments, which were not included in the FY90 NADP reports.

- **Pregnancy Grants (GA-S and FIP-G):** Clients who received these cash grants were poor pregnant women who were not eligible for AFDC or FIP. Some clients received additional money for telephone, laundry, meals on wheels, restaurant meals, and food for guide dogs.

- **Aged, Blind, Disabled:** All clients in this group were aged (over 64), blind or disabled, and received one or more of the following: State SSI Supplemental Payment; money for telephone, laundry, meals on wheels, restaurant meals, food for guide dogs, or clothing and personal incidentals (CPI). In FY90, this group included aged, blind, and disabled clients regardless of whether or not they received any of the above payments.

- **Food Assistance:** These clients were low-income and received coupons redeemable for food items. FIP grant recipients received cash instead of food coupons.

- **Refugee Income Assistance:** If a refugee met state income and grant standards, but did not have a household type or disability which qualified them for any federal income assistance program, they received a Refugee Cash Assistance grant for the first year of their United States residence. Beginning October 1, 1991 refugees were eligible for a cash assistance grant only during the first eight months of United States residence. This group was included in the Division of Refugee Assistance in FY90.

Division of Juvenile Rehabilitation (DJR)

DJR serves children and adolescents who have been tried and convicted of crimes. While DJR administers community non-residential programs, they are not reported here. Instead, this report concentrates upon residential programs, or upon persons coming out of residential programs onto parole.

Programs

DJR Total: DJR clients were unduplicated and dollars spent were totaled.

- **Parole:** Parole officers supervised juvenile offenders who were released into the community. They provided structure, supervision, family and client support, and access to needed community services.
- **Community Residences and Group Homes (Community Placement):** There were three types of programs in which DJR clients lived in small group facilities while they worked and/or attended schools in the community. DJR operated seven group homes, and contracted with private agency group homes (called Community Residential Placements or CRPs) and Community Commitment Programs (CCPs). This group was called Community Beds in FY90 NADP reports. In the FY90 NADP reports dollars for Special Treatment services (see description below) were included in this group. In this report dollars for those services have been shifted to the Special Treatment group. CCPs were called Community Alternative Programs (CAPs) in the FY90 NADP reports.
- **DJR Institutions and Youth Camps:** All DJR state institutions provided treatment, education, and/or work experience in a secure facility. The three state institutions (Green Hill, Maple Lane, Echo Glen) and two forestry camps (Naselle and Mission Creek) were included. In the FY90 NADP reports dollars for special treatment services (see description below) were included in this group. In this report dollars for those services have been shifted to the Special Treatment Programs group.
- **Mental Health/Drugs/Sex Offender Treatment (Special Tx):** These services, provided in select group homes and cottages in state institutions, offered specialized substance abuse treatment, specialized treatment for mentally ill youth, and sexual offender treatment. In the FY90 NADP reports dollars for these services were included in the group home or institution where the service was provided. In this report, daily costs were estimated and dollars were shifted from the group home or institution to this group. Sexual offender treatment began in FY92.

Division of Refugee Assistance (DORA)

DORA promotes economic independence and self-sufficiency for refugees through the use of social services, financial, and medical services.

Programs

DORA Total: DORA clients were unduplicated and dollars spent were totaled.

- **CSO Intake and Case Management:** DORA case managers assessed client employability and helped clients access medical, social, educational, and other services that were necessary for economic independence. If a client was employable, the case manager helped the client to set up a Personal Employment Plan (PEP) and referred the client to employment services, training, ESL, and any other necessary services.

- **English as a Second Language (ESL) Training:** This program taught "basic survival English skills" to adult clients to help them overcome communication problems and to help them contact service providers, especially medical providers.

- **Self-Sufficiency Assessment, Planning, and Employment Services:** These services were provided through private non-profit and government contractors to refugee clients who were potentially employable. The services provided included: family economic independence counseling, employment-oriented language training, job-finding skills, job development and placement, post-employment follow-up to insure a client stays on the job, and follow-up with employers to improve communication between the employer and the refugee employee.

- **Unaccompanied Minors:** These were refugee children whose parents were deceased, unknown or were still in their native country. Contracting foster care agencies placed the children in foster care, often with refugee families, and provided emancipation training and cultural preservation activities. The dollars shown include contract and placement fees paid to the foster care agency and monthly maintenance payments made to the foster parents. These services were not included in the FY90 NADP reports.

Division of Vocational Rehabilitation (DVR)

DVR administers a set of programs which encompass the vocational rehabilitation of persons with physical, mental or sensory disabilities which affect their work opportunities.

Programs

DVR Total: DVR participants were unduplicated and dollars spent were totaled. Please note:

- Miscellaneous participant necessities were included in the total only and not reported in any of the groups below.
- **Regular Case Management:** Participants who would be employable without ongoing follow-up after rehabilitation were helped by DVR case managers to assess job skills, access community resources, and prepare for suitable employment.
- **Supported Employment Case Management:** DVR case managers, as part of a larger team, assisted participants who required ongoing follow-up and post-employment services to maintain employment. DVR case managers helped these participants assess their job skills, access community resources, and find suitable employment after rehabilitation. Team members outside DVR provided long-term follow-up and post-employment services.
- **Vocational Assessment and Work Skill Building (Assess Job Skills):** This service group included the identification of a participant's interests, readiness for employment, work skills, and job opportunities.
- **Medical and Psychological Treatment:** This group of services included any restorative medical or psychological treatment which was needed to increase work potential and/or job accessibility. Examples include surgery, prostheses, hospital and convalescent care, and the purchase of necessary medical equipment.
- **Training, Education, and Supplies:** These were the direct costs of vocational training. They included tuition, school books and equipment, interpreter or reader services, and lab fees.
- **Personal Support Services:** These services helped the participant complete a rehabilitation plan and find employment. Examples included: help with transportation costs, day care, independent living services, purchase of tools or equipment, and the alteration or repair of a vehicle so that a participant could get to work.
- **Placement Support Services (Work Support):** This group of services were specific to job placement and included the purchase of clothing, tools or equipment necessary for job placement; assistance with resumes, job applications, business licenses and fees; and job placement fees.

Medical Assistance Administration (MAA)

MAA pays for medical services to persons who are poor and are refugees, disabled, pregnant or raising children under 18.

Programs

MAA Total: MAA clients were unduplicated and dollars spent were totaled.

- **Medical Eligibles Not Receiving Service:** This is a count of clients who were eligible for, but did not receive any, Medicaid-paid services during the fiscal year. These client counts can be subtracted from the MAA total clients to obtain a count of clients receiving Medicaid-paid services.
- **Hospital Inpatient Care:** These services were furnished by a licensed or formally approved hospital for the care and treatment of clients admitted to stay at the facility under the direction of a physician or dentist. Included were room and board and other ancillary services such as drugs, laboratory, and radiology.
- **Emergency Room (Outpatient and Physician Care):** Services provided in a hospital in which an emergency room charge appeared on the claim. Also, included were services performed by physicians and psychologists in an emergency room setting. Emergency room services were included in the Hospital Outpatient, Physician Services, and Other Medical groups in the FY90 NADP reports.
- **Hospital Outpatient Care:** These included preventive, diagnostic, therapeutic, rehabilitative or palliative services furnished by a licensed or approved hospital to clients who visited but were not admitted to stay at the facility. Emergency room outpatient services were included in this group in the FY90 NADP reports, but were included in the Emergency Room group in this report.
- **Physician and Clinic Services:** These were services provided by or under the personal supervision of an individual licensed to practice medicine or osteopathy. These services could have been furnished in the physician's office, the client's home, a hospital, Indian Health Clinics, Rural Health Clinics or elsewhere. Emergency room physician services were included in this group in the FY90 NADP reports, but are included in the Emergency Room group in this report. Services provided at Indian Health Clinics and Rural Health Clinics were included in the Other Medical group in the FY90 NADP reports.
- **Psychiatrists and Psychologists (Psych Services):** Services performed by licensed psychiatrists or psychologists in a setting other than a hospital emergency room. Psychiatrist services were included in the Physician Services group in the FY90 NADP reports. Psychologist services were included in the Other Medical group in the FY90 NADP report.
- **Prescription Drugs:** These included simple or compound substances or mixtures prescribed by a physician or other licensed practitioner and dispensed by licensed pharmacists or other authorized practitioners.
- **Dental Services:** These included diagnostic, preventive or corrective services provided by or under the supervision of an individual licensed to practice dentistry or dental surgery.

(continued on following page)

Medical Assistance Administration (MAA) continued

- **Other Medical Services:** This residual category included durable medical equipment, home health care, hospice care, some medically necessary transportation, optometrists, opticians and eyeglasses, chiropractic care, oxygen, hearing aids, and a variety of smaller programs. Services provided at Indian Health Centers and Rural Health Centers were included in this group in the FY90 NADP reports, but are included in the Physician and Clinic Services in this report. EPSDT services were included in this group in the FY90 NADP report, but are included in the EPSDT group in this report. Hospice care was included only in the MAA total in the FY90 NADP reports.
- **EPSDT:** Early and Periodic Screening, Diagnosis, and Treatment (EPSDT) services provided preventive health care for children in four distinct components: health screening, dental services, vision exams, and hearing exams. If a medical or dental problem was identified during the screenings, Medicaid paid for the necessary treatment, regardless of whether or not the service was in the State Plan. Nutritional services provided by a certified, licensed dietitian were also covered. These services were included in the Other Medical group in the FY90 NADP reports.
- **Health Maintenance Organization (HMO) Fees:** Some clients were covered through managed health care such as Group Health, Kaiser, Pierce County Medical Bureau, and Kitsap Physician Services (KPS). For these clients, a fixed monthly fee was paid, rather than service-specific reimbursements. The monthly fee covered most physician and hospital services.
- **Medicare Part B Premiums:** The state paid the fixed fee premium to the federal government to insure the client under Medicare Part B. Part B covers physician fees. In general, this service supported the elderly poor.

Mental Health Division (MHD)

MHD administers treatment programs for adults and children who are severely and/or chronically mentally ill. Program groupings include outpatient and community support programs, day treatment programs, group housing programs, and inpatient services at both state mental hospitals and community psychiatric hospital beds.

Programs

MHD Total: MHD clients were unduplicated and dollars spent were totaled. Please note:

- Group housing (treatment is not provided as part of the housing situation) was included in the total only and not in any of the groups below. This included mentally ill hard-to-place clients living in Congregate Care Facilities (CCF), MHD clients living in specialized Mental Health CCFs, and mental health clients living in regular CCFs. These services were included in the Group Housing group in the FY90 NADP reports.
- "Transitional" CCFs (treatment provided as part of easing a client back into the community) were included in the total only and not in any of the groups below. These services were included in the Community Residential Transitional Programs group in the FY90 NADP reports.
- PORTAL was included in the total only and not in any of the groups below. PORTAL was included in the State Institutions group in the FY90 NADP reports.

- **Case Management:** Case managers assisted enrolled MHD clients and some registered MHD clients with the following needs: assessment of needs and development of a service plan, client housing, income, employment, monitoring and intervention, and crisis intervention. These services were provided outside of a community mental health agency setting.

- **Crisis and Stabilization Services:** These services included the following: (1) face-to-face evaluation and treatment of mental health emergencies; (2) stabilization services provided in the person's home; and (3) intensive, short-term mental health services for acutely mentally ill clients, in order to stabilize a crisis situation.

- **Intake and Evaluation (CMHC):** These services included Community Mental Health Center (CMHC) intakes, psychological assessments, psychiatric evaluations, and special population and interdisciplinary evaluations.

- **Outpatient Treatment:** This service included individual, family, and group outpatient counseling in Community Mental Health Centers. Special-purpose Community Mental Health Center programs (excluding medication management, intake and evaluation, and day treatment) were also included.

- **Medication Management:** This service included medication management, monitoring, and prescription appointments for those MHD clients for whom a licensed practitioner has developed a medication treatment plan.

- **Day Treatment:** Day Treatment programs provided a range and mix of planned and structured programs in a supervised all day setting. For adult clients, in addition to counseling, Day Treatment staff emphasized community living skills (such as pre-vocational training and appropriate use of community services) and self-care skills (such as health, nutrition, and money management). Day program services for children provided an emphasis on preparing for school rather than employment. Adult and Child Day Treatment programs were reported as separate groups in the FY90 NADP reports.

(continued on following page)

Mental Health Division (MHD) continued

- **State Institutions:** This group included services provided at Eastern State Hospital, Western State Hospital, and/or the Program for Adaptive Living Skills (PALS). Services received by both voluntary and involuntary clients were included. PORTAL was included in this group in the FY90 NADP reports but was included only in the MHD Total in this report.
- **Child Study and Treatment Center (CSTC):** This group included services provided at the state-run, long-term residential treatment center for children who are psychiatrically disturbed.
- **Involuntary Commitments to Community Hospitals (ITA):** This group included services provided to clients who were involuntarily committed to psychiatric wards in community hospitals. This grouping did not include services received by persons treated in Evaluation and Treatment Centers. These services are commonly referred to as ITAs because they are authorized under the Involuntary Treatment Act.
- **Adult Residential Treatment Facilities:** This group included services provided to adult clients living in community-based residential treatment facilities. In RTFs, active intensive treatment by facility staff was part of the program.

Appendices

Appendix A

Client Unduplication

In order to accurately count DSHS clients and measure their service usage, the clients were unduplicated at the agency level for the fiscal year. The 16 data sources do not always store names using the same conventions. These inconsistent storage techniques hinder unduplication methods; thus all names were standardized. For example:

- All special characters (e.g., -, ", +, \, &, etc.) were converted to spaces.
- All name suffixes, such as 'JR', 'SR', 'II', 'III', 'IV', 'NMI', 'NON', 'NONE', were dropped.
- All embedded spaces were compressed out. For example; O MALLEY became OMALLEY and MC CALLEY became MCCALLEY.

From any single data source a client could appear more than once with slightly different identification data over the 12 months. In addition, the same client could conceivably appear in all 16 of the data sources. It is important that this one client not be counted as 16 or more people. To address this, clients were unduplicated using the following criteria:

If the Social Security Number and Date of Birth match
then consolidate the client;

Otherwise:

If the Social Security Number, Last Name, and First Initial match
then consolidate the client;

Otherwise:

If the First Name, Last Name, and Date of Birth match
then consolidate the client.

Appendix B

Cost of Service in the NADB Client Database

When available, NADB reported the actual dollar cost of a client's service. If only the amount of service the client used was available (as in number of days in residential treatment or number of hours of counseling) NADB reported the service amount multiplied by an average unit cost. Sometimes only an average monthly cost was available, although the service amount was reported in units other than months. If so, that cost was multiplied by the number of months in which the client received service.

There were three programs for which no dollars were assigned:

- 1) In FY92, NADB accounted for clients who were eligible for medical services. This program was based solely on the clients meeting the eligibility requirements for medical services (actual use of medical service is accounted for elsewhere). Clients who were eligible for medical services, but did not receive any, were included in this report as Medical Eligibles Not Receiving Service with no dollars assigned. See MAA Glossary for further explanation.
- 2) For **DDD Case Management** it could not be determined whether clients used the service during the fiscal year.
- 3) For **First Steps Social Services**, it could not be determined what amount from the budget was spent on these services during the fiscal year.

The NADB Client Database included only those services and expenditures which could be attributed to individual clients. Headquarters costs, prevention and community education costs, and some service contracts were not included. In addition, some programs and dollars which could be attributed to individual clients were not included in this year's reports. **Therefore, the total NADB service cost for each division or administration was less than their total FY92 service expenditure. For DSHS as a whole, the total NADB service cost was about 80% of the total FY92 DSHS expenditures.**

Appendix C

Resolving Conflicts in Race/Ethnicity and Gender during Unduplication

A client's race/ethnicity and gender were not always coded the same in each NADB data source. When there were multiple race/ethnicity values for a client the most frequent value was used to assign a single race/ethnicity value. If two or more values were reported from the same number of sources (i.e., two sources reported White and two sources reported Asian) the source considered the more reliable was used to select a single value. The same process was used to assign the client's gender. Also, clients were coded as Hispanic if they were coded as Hispanic in any source.

The racial/ethnic codes in these tables were drawn from different DSHS data sources. For most of these sources, clients who identified themselves as "Alaskan Natives" were coded as "American Indian" and those who identified themselves as being from a Pacific island were coded as "Asian." Clients who identified themselves as Hispanic were generally coded as being "Hispanic." However, in most DSHS data sources (and therefore in the NADB Client Database) a client cannot be **both** Hispanic **and** White, Black, Asian, or American Indian.

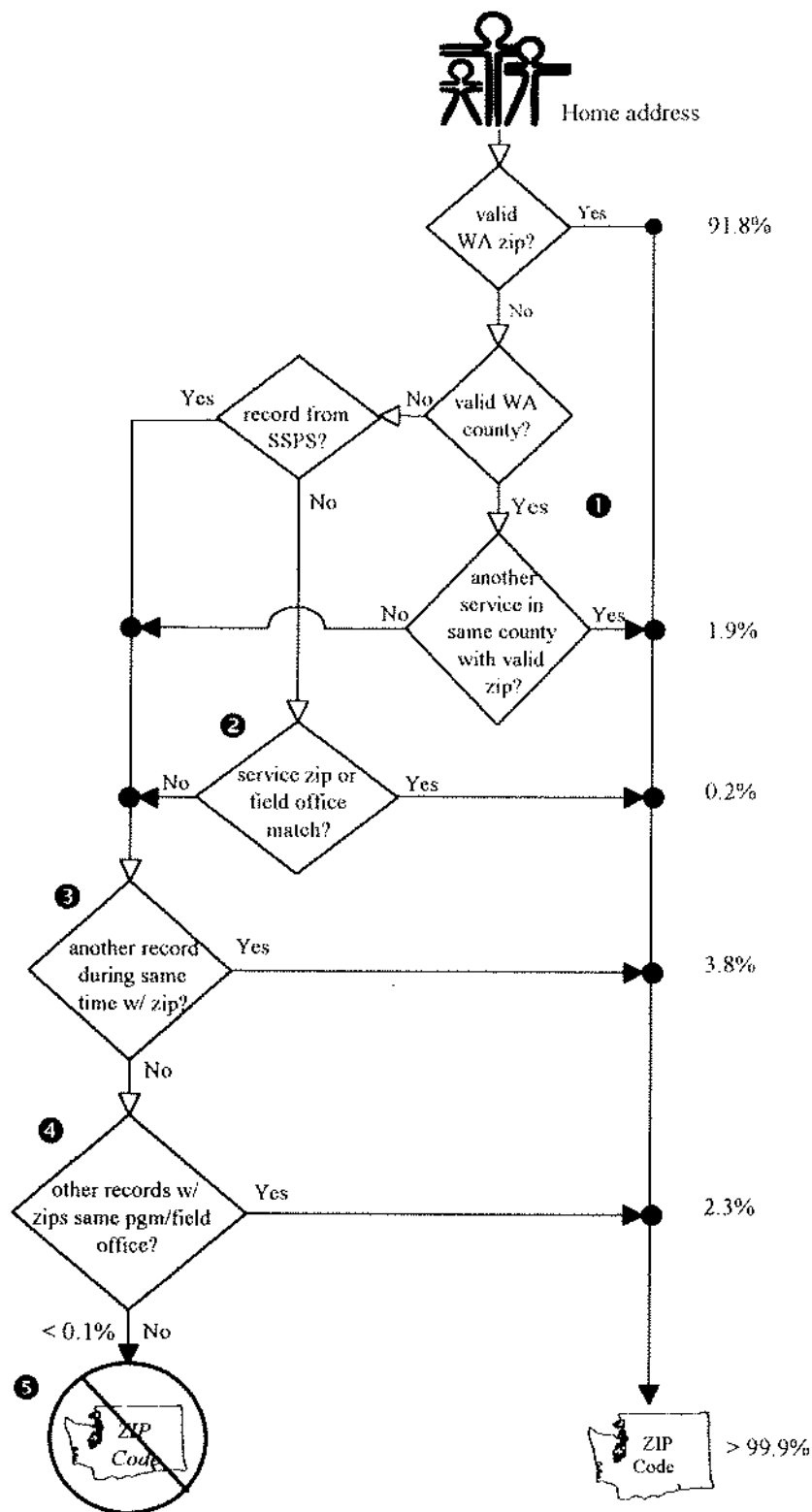
In the database maintained by the Department of Juvenile Rehabilitation, Alaskan Natives and Pacific Islanders were sometimes coded as "Other Race", so these clients appear in the 'unknown' race/ethnic category in NADB reports if their race/ethnic category was not identified in another source.

The Division of Refugee Assistance PEP Database does not record client race (though refugee clients may be identified by race in other department data sources). However, client ethnicity and country of origin are stored in the PEP Database, and DORA staff associated a race with each ethnic group and each country of origin. Using this association, NADB staff then assigned the client's race based on the ethnic group. If the ethnic group was missing, the assignment was based on the country of origin.

Appendix D

Home Address of Clients

Determining the ZIP Code was simple in most cases: 92% of the DSHS programs listed in this report had residential ZIP Codes recorded in the NADB Client Database for the specific service in question.



If a client was missing a residential ZIP Code for a particular service (Service A), the following procedures were used to define the missing ZIP Code:

If Service A contained a valid Washington county, records were searched for another service (Service B) for that client in that same county. If Service B was found with a client ZIP Code, the ZIP Code from the client's Service B record was assigned to Service A. Two percent of the DSHS residential locations in this report were so assigned. (See ❶).

If Service A had neither a ZIP Code nor a county, records were searched for another service for that client in the same field office or provider county. If Service B was found with a client ZIP Code, the ZIP Code from the client's Service B record was assigned to Service A. Two-tenths of one percent of the DSHS residential locations in this report were so assigned. (See ❷).

One DSHS data source (SSPS) had no client address information. For SSPS services, and for services which were not assigned a ZIP Code using the above methods, a different approach was used to assign a ZIP Code to Service A. Other services the client received were searched for a Service B with a known ZIP Code received during a time period which overlapped that of Service A. If found, Service A was assigned the Service B ZIP Code. Four percent of residential locations in this report were so assigned. (See ❸).

IF STILL MISSING: ZIP Codes were assigned based on the distribution of all clients with known ZIP Code who received the same service in the same field office. An additional 2% of the ZIP Codes were assigned in this manner. (See ❹).

IF STILL MISSING: if no other clients had known ZIP Codes for the same service in the same field office, the service was listed as having an "unknown" ZIP Code. (See ❺).

Appendix E

Data Sources which Contributed to the NADB Client Database

The following data sources were used in the creation of the NADB Client Database:

- Case and Management Information System (CAMIS)
- Community Mental Health Information System (CMHIS)
- Division of Developmental Disabilities Common Client Database (DDD-CCDB)
- Division of Juvenile Rehabilitation Client Tracking System (DJR-CTS)
- Division of Refugee Assistance Personal Employment Plan (DORA-PEP) Data Files
- Division of Vocational Rehabilitation Integrated Client System (DVR-ICS)
- JOBS Automated System (JAS)
- Medicaid Management Information System - Extended Database (MMIS - EDB)
- Medicaid Management Information System - Eligibility File (MMIS - Elig)
- Mental Health Institution Information System (MHIS)
- Social Services Payment System - Authorizations (SSPS - Auth)
- Social Services Payment System - Payment History (SSPS-PH)
- States Adoption Support Services Information (SASSI)
- Substance Abuse Management System (SAMS)
- Supplemental Security Income / Federal Accounting Exchange (SSI/FAX) File
- Warrant Roll (WR) Master Extracts

