

# DSHS County Data Report, Fiscal Year 1994

## *Guide to Client Services and Expenditures*

This report is based on the *Needs Assessment Database* (NADB). NADB integrates client demographic, geographic, and service expenditure data from the agency's automated program and financial systems into a single client-centered database.

### ***Prepared by the NADB Team***

Rebecca Yette, MCS

Kate Dempsey

Devin Hopps

Curtis Mack

John E. Miller, Jr.

Nancy Patterson

Ray Saeger

Mark Terjeson

### **Department of Social and Health Services**

Budget Division

Office of Research and Data Analysis

P.O. Box 45204

Olympia, Washington 98504-5204

April 1996

DSHS Report #11-82

# Department of Social and Health Services

Lyle Quasim, Secretary

## Budget Division

Wolfgang Opitz, Ph.D., Director

## Office of Research and Data Analysis

Timothy R. Brown, Ph.D., Office Chief

## Data Analysis Section

Fred Fiedler, Ph.D., Section Supervisor

# Acknowledgments

Staff from each DSHS division provide data extracts, assist us in understanding their services and data systems, and patiently help us to resolve technical issues. Without them this report would not be possible.

We also wish to recognize and thank the following:

*Data Verifiers*

Bev Hempleman  
Marna Miller  
Harlan Solomon  
John Yoachim

*Computer Programming*

Kevin Carney

*Technical Advisors*

Pete Lund  
Valinda Schiebert

*Data System Support*

Bob Boyce  
Francia Reynolds

*Administrative Support*

Angie Butigan  
Lora McKiddy

*Section Supervisor*

Dave Pavelcheck

*Preliminary Graphic Design*

Lenore Doyle

**NADB History**

The first NADB data was compiled for FY1990 by the Needs Assessment Data Project (NADP). NADB reports were also compiled for state fiscal year 1991 and 1992.

**Related reports for FY 94 include:**

*DSHS Legislative District Data Report*, publication number 11-83

*DSHS City Data Report*, publication number 11-84

(Includes client services and expenditures for 100 of Washington's largest cities)

# Table of Contents

## Introduction

Client Services and Expenditures .....	1
Services Provided by DSHS.....	1
Divisions and Administrations .....	1
Services Not in this Report.....	1

## Divisions and Programs in this Report

Aging and Adult Services Administration .....	2
Division of Alcohol and Substance Abuse.....	2
Division of Child and Family Services.....	2
Division of Developmental Disabilities .....	2
Division of Vocational Rehabilitation.....	2
Economic Services Administration .....	3
Juvenile Rehabilitation Administration.....	3
Medical Assistance Administration .....	3
Mental Health Division .....	3

## Percent of County Population Using DSHS Services

Counties Ranked by DSHS Use.....	4
County Population and Use of DSHS Services.....	5

## Maps of Service Use

Determining County of Residence .....	5
When Clients Move.....	5

## Client Service and Expenditure Tables

Exploring the Tables .....	16
Use Rate and Rank.....	16
Use Rate.....	16
County Rank.....	16
Total, Age, and Race/Ethnicity .....	16
Clients and Confidentiality .....	16
\$/Thousands .....	16
Total .....	16
Age Groups .....	16
Race/Ethnicity Categories.....	16
Summing for Multicounty Totals .....	17
Comparing Data Across Years .....	17
Automated Data Sources .....	17
Notes .....	17

## Division Glossary

Aging and Adult Services Administration .....	100
Division of Alcohol and Substance Abuse.....	102
Division of Child and Family Services.....	104
Division of Developmental Disabilities .....	106
Division of Vocational Rehabilitation.....	107
Economic Services Administration .....	108
Juvenile Rehabilitation Administration.....	111
Medical Assistance Administration.....	112
Mental Health Division .....	114

## Appendices

Appendix A: Client Unduplication.....	116
Appendix B: Cost of Service.....	117
Appendix C: Resolving Race/Ethnicity & Gender .....	117
Appendix D: Contributing Automated Systems .....	118

## Maps

Department of Social and Health Services.....	6
Aging and Adult Services Administration .....	7
Division of Alcohol and Substance Abuse.....	8
Division of Child and Family Services .....	9
Division of Developmental Disabilities.....	10
Division of Vocational Rehabilitation .....	11
Economic Services Administration .....	12
Juvenile Rehabilitation Administration .....	13
Medical Assistance Administration.....	14
Mental Health Division .....	15

## Tables

State Total.....	18
Adams.....	20
Asotin.....	22
Benton.....	24
Chelan.....	26
Clallam .....	28
Clark .....	30
Columbia.....	32
Cowlitz.....	34
Douglas .....	36
Ferry .....	38
Franklin.....	40
Garfield.....	42
Grant .....	44
Grays Harbor.....	46
Island .....	48
Jefferson.....	50
King .....	52
Kitsap.....	54
Kittitas .....	56
Klickitat .....	58
Lewis .....	60
Lincoln.....	62
Mason .....	64
Okanogan .....	66
Pacific.....	68
Pend Oreille .....	70
Pierce .....	72
San Juan.....	74
Skagit .....	76
Skamania.....	78
Snohomish.....	80
Spokane.....	82
Stevens.....	84
Thurston.....	86
Wahkiakum .....	88
Walla Walla .....	90
Whatcom.....	92
Whitman .....	94
Yakima.....	96
Unknown .....	100



# Introduction

*The mission of the Department of Social and Health Services is to improve the quality of life for individuals and families in need. We help people achieve safe, self-sufficient, healthy and secure lives.*

## Client Services and Expenditures

This report contains client services and expenditures of the Washington State Department of Social and Health Services (DSHS) from July 1993 through June 1994 (state fiscal year 1994 or FY94). About 82% of DSHS expenditures and approximately 90% of the estimated clients are included. In addition, the value of federally funded food stamps is included. Costs identified are for benefits or services provided directly to individual clients. This report furnishes the following:

- DSHS Divisions and Programs In this Report
- Counties Ranked by Percent of Population Using DSHS Services
- County Population and DSHS Service Use
- Maps which show DSHS clients as a percentage of the state and county population
- Tables which show how the state and county populations use DSHS services

## Services Provided by DSHS

DSHS provides a variety of services and grants to individuals and families with one or more of the following difficulties:

- Poverty
- Recent refugee status
- Long-lasting physical or mental disability which affects the basic activities of daily life or creates employment difficulties
- Severe chemical dependency or substance abuse
- Family stress which includes abuse or neglect of children or dependent adults
- Juvenile criminal adjudication

## Divisions and Administrations

Divisions are listed in the next section with their programs. In this report the term *division* indicates either of the two primary DSHS organizational units, Administrations and Divisions. Each division administers multiple programs for clients with specific problems, characteristics or needs.

More detail is provided in the *Division Glossary*. The glossary also mentions some small services which are integrated into the division totals but not reported separately. Changes from the FY92 NADB reports are also noted.

## Services Not in this Report

This report includes only those services and expenditures which are attributable directly to individual clients. Some services do not meet this criteria, such as services from a provider that did not have client records available. Clients using these services are counted only if they participated in another program. Services not included are listed by division in the next section.

# Divisions and Programs in this Report

## Aging and Adult Services Administration

- Programs in this Report**
- A Case Management and Comprehensive Adult
  - A Assessment
  - S Chore Services
  - A Personal Care Services
  - Adult Family Homes
  - Congregate Care Facilities
  - Nursing Homes
  - Adult Protective Services

- Not in this Report**
- Respite Services
  - Some Area Agencies on Aging Services
  - COPEs Nurse Oversight
  - Nursing Facility Placement
  - Nursing Home Nurses Aid Training

## Division of Alcohol and Substance Abuse

- Programs in this Report**
- D Detoxification
  - A ADATSA Assessments
  - S Residential Treatment
  - A Outpatient Treatment
  - Opiate Substitution Treatment
  - ADATSA Stipend

- Not in this Report**
- Most DASA Child Care
  - Interagency Prevention Services
  - Community Outreach and Prevention Services
  - Support Services (such as Youth Services and Native American Youth Services)
  - Some Special Projects

## Division of Children and Family Services

- Programs in this Report**
- D Child Protective Services Accepted Referrals
  - C Family Reconciliation Services\*
  - F First Steps Social Services
  - S Home Based Services
  - Interim Care Services
  - Foster Care
  - Group Care, Treatment Foster Care and Special Models of Group Care
  - Adoption and Adoption Support
  - Employment and Training Child Care
  - Therapy Child Care

- Not in this Report**
- Small portion of Adoption Support Medical Payments
  - Homebuilders
  - Family Home Support
  - Residential Assessment, Residential Assessment Centers
  - Training Child Care
  - Public Health Nurses
  - Street Youth and Victim's Assistance
  - Domestic Violence - State, Domestic Violence Hotline
  - Sexual Assault Victim Programs
  - Payments to assure availability of beds

## Division of Developmental Disabilities

- Programs in this Report**
- D Assessments and Case Management
  - D Residential Habilitation Centers (RHC's)
  - D Community Residential Programs
  - County Contracted Services
  - Family Support Services
  - Professional Support Services
  - Supplemental Community Support

- Not in this Report**
- Birth to Six (about \$1.5 million)
  - Payments for DDD Group Home Vacancies

## Division of Vocational Rehabilitation

- Programs in this Report**
- D Regular Case Management
  - V Supported Employment Case Management
  - R Vocational Assessment and Work Skills
  - Medical and Psychological Services
  - Training, Education, and Supplies
  - Personal Support Services
  - Placement Support Services (Work Support)

---

\* The counts of clients receiving Family Reconciliation Services during FY94 are not displayed separately in this report. During the division's transition from one automated system to another, client information inconsistencies occurred that would make the counts misleading. Client counts from the original source and all the costs are included in the DCFS totals.



## Economic Services Administration

E S A	<b>Programs in this Report</b>
	Regular AFDC Grants (AFDC-R)
	Employable AFDC Grants (AFDC-E)
	ESA Child Care
	Job Opportunities and Basic Skills Training Program (JOBS)
	General Assistance for Pregnant Women (GA-S)
	General Assistance Unemployable (GA-U) and Expedited Medicaid Disability (GA-X)
	Supplemental Security Income State Supplemental Payments and State Aged, Blind, Disabled Grants (SSI Sup & ABP)
	Food Stamp Benefits
	Refugee Grants
	Refugee Self-sufficiency Services
	Refugee Unaccompanied Minors - Foster Care

<b>Not in this Report</b>
Consolidated Emergency Assistance Program (CEAP)
Funeral Internment Assistance
Telephone Assistance (Lifeline)
Assistance Avoidance
Public Assistance Recoveries (which offset ESA expenditures)
Refugee Health Screening
Estimated 5% of grant expenditures (one-time payments, corrections)

## Juvenile Rehabilitation Administration

J R A	<b>Programs in this Report</b>
	Parole
	Community Placement
	JRA Institutions and Youth Camps

<b>Not in this Report</b>
Learning and Life Skills Program
Consolidated Juvenile Services

## Medical Assistance Administration

M A A	<b>Programs in this Report</b>
	Medical Eligible Not Receiving Service
	Hospital Inpatient Care
	Emergency Room (Outpatient and Physician Care Only)
	Hospital Outpatient Care
	Physician and Clinic Care
	Psychiatrists and Psychologists Services
	Prescription Drugs
	Dental Services
	Other Medical Services
	Early and Periodic Screening, Diagnosis, and Treatment (EPSDT)
	Managed Health Care Payments
	Medicare Premium Payments

<b>Not in this Report</b>
Contract Medical Transportation
Hospital Disproportionate Share Payments

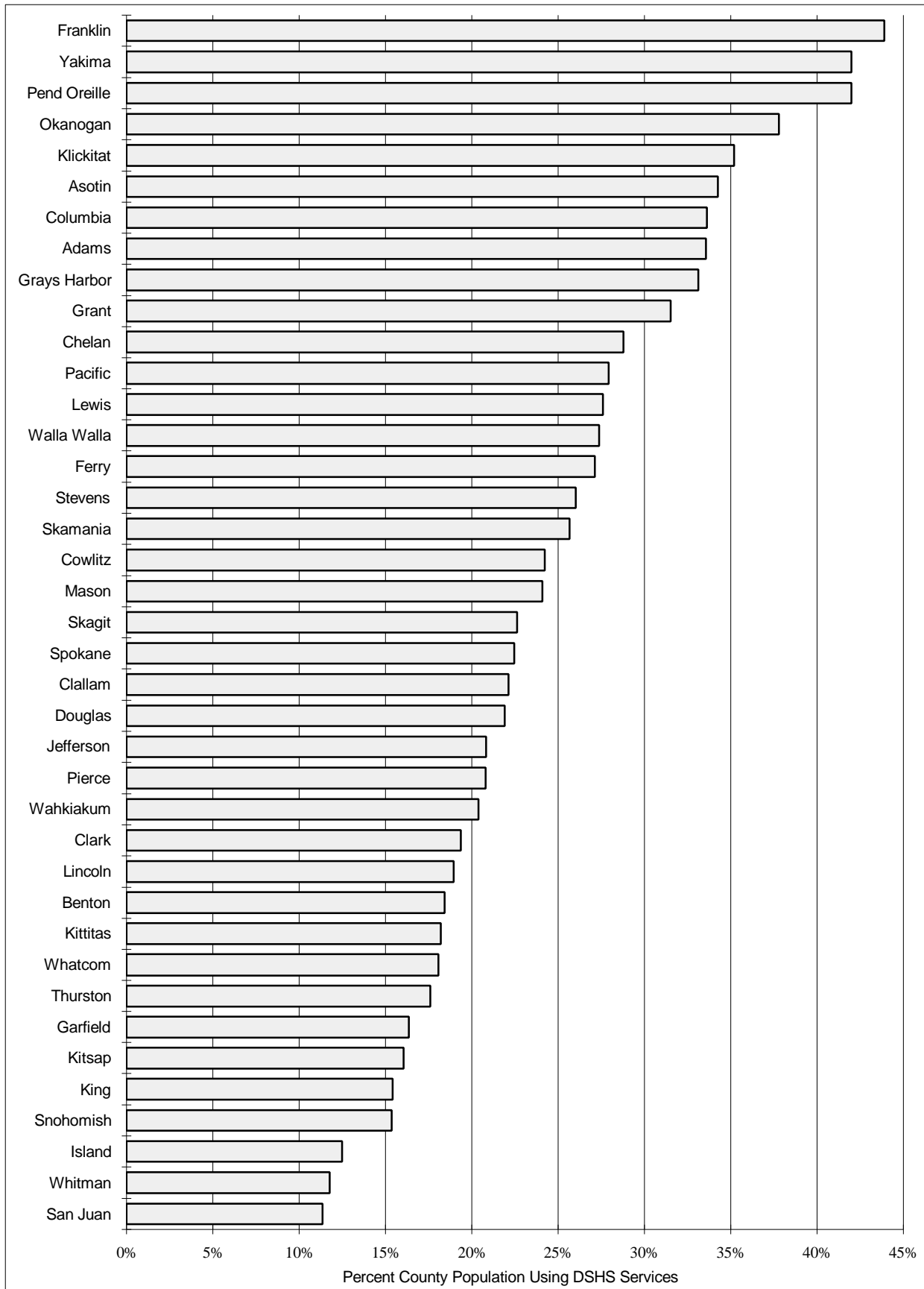
## Mental Health Division

M H D	<b>Programs in this Report</b>
	Case Management
	Crisis and Stabilization Services
	Intake and Evaluation
	Outpatient Treatment
	Medication Management
	Day Treatment
	State Institutions
	Child Study and Treatment Center (CSTC)
	Involuntary Commitments to Community Hospitals (ITA)
	Community Psychiatric Inpatient

<b>Not in this Report</b>
Private Long-term Inpatient Facilities for Children
Community Residential Transitional Programs
Group Housing
Adult Residential Treatment Facilities
Special Commitment Center
Children's Hospitalization Alternatives Program (CHAP)

### Counties Ranked by DSHS Service Use

This histogram shows counties in order of the percentage of the population using DSHS services. The rank is not an indicator of whether the amount of service provided is adequate to meet the need.



# Percent of Population Using DSHS Services

The number of clients receiving DSHS services is shown in a variety of ways in this report. The percent of clients using services in each county is listed in the table below and illustrated in the histogram on the previous page. The maps that follow give a visual presentation of clients as a percent of the population. After the maps, Services and Expenditure Tables provide service, client, and expenditure data.

## County Population and Use of DSHS Services

County	Population	Total Clients	Use Rate	County	Population	Total Clients	Use Rate
			%				%
Adams	14,590	4,900	33.6	Lewis	63,601	17,545	27.6
Asotin	18,896	6,470	34.2	Lincoln	9,302	1,765	19.0
Benton	126,999	23,400	18.4	Mason	44,302	10,675	24.1
Chelan	58,002	16,705	28.8	Okanogan	35,902	13,575	37.8
Clallam	62,502	13,840	22.1	Pacific	20,291	5,670	27.9
Clark	280,804	54,405	19.4	Pend Oreille	10,501	4,410	42.0
Columbia	4,142	1,395	33.6	Pierce	648,899	135,045	20.8
Cowlitz	87,796	21,265	24.2	San Juan	12,102	1,375	11.4
Douglas	29,293	6,420	21.9	Skagit	91,000	20,575	22.6
Ferry	7,003	1,900	27.1	Skamania	9,301	2,385	25.7
Franklin	42,896	18,840	43.9	Snohomish	516,499	79,250	15.3
Garfield	2,350	385	16.4	Spokane	392,000	88,020	22.5
Grant	62,198	19,610	31.5	Stevens	34,495	8,975	26.0
Grays Harbor	67,398	22,325	33.1	Thurston	185,913	32,685	17.6
Island	67,900	8,485	12.5	Wahkiakum	3,596	735	20.4
Jefferson	24,304	5,065	20.8	Walla Walla	52,601	14,395	27.4
King	1,599,503	246,420	15.4	Whatcom	145,000	26,205	18.1
Kitsap	213,201	34,195	16.0	Whitman	39,794	4,680	11.8
Kittitas	29,697	5,405	18.2	Yakima	202,096	84,920	42.0
Klickitat	17,697	6,230	35.2	<b>State Total</b>	<b>5,334,366</b>	<b>1,071,175</b>	<b>20.1</b>

**Population** figures are based on Washington State Office of Financial Management estimates. **Total Clients** represents the number of people receiving DSHS services. Client counts are rounded to multiples of five. There are 650 clients whose county is unknown. **Use Rate %**, which is calculated before client counts are rounded, approximates the percent of the population using DSHS services.

## Maps of Service Use

The maps in the next section show the percent of the population receiving services from DSHS. The first map shows total agency clients. Successive maps depict clients serviced by each division.

### Determining County of Residence

Geographic data from agency automated systems are used to define where each client lived while receiving services or before entering certain types of short-term DSHS residential facility.

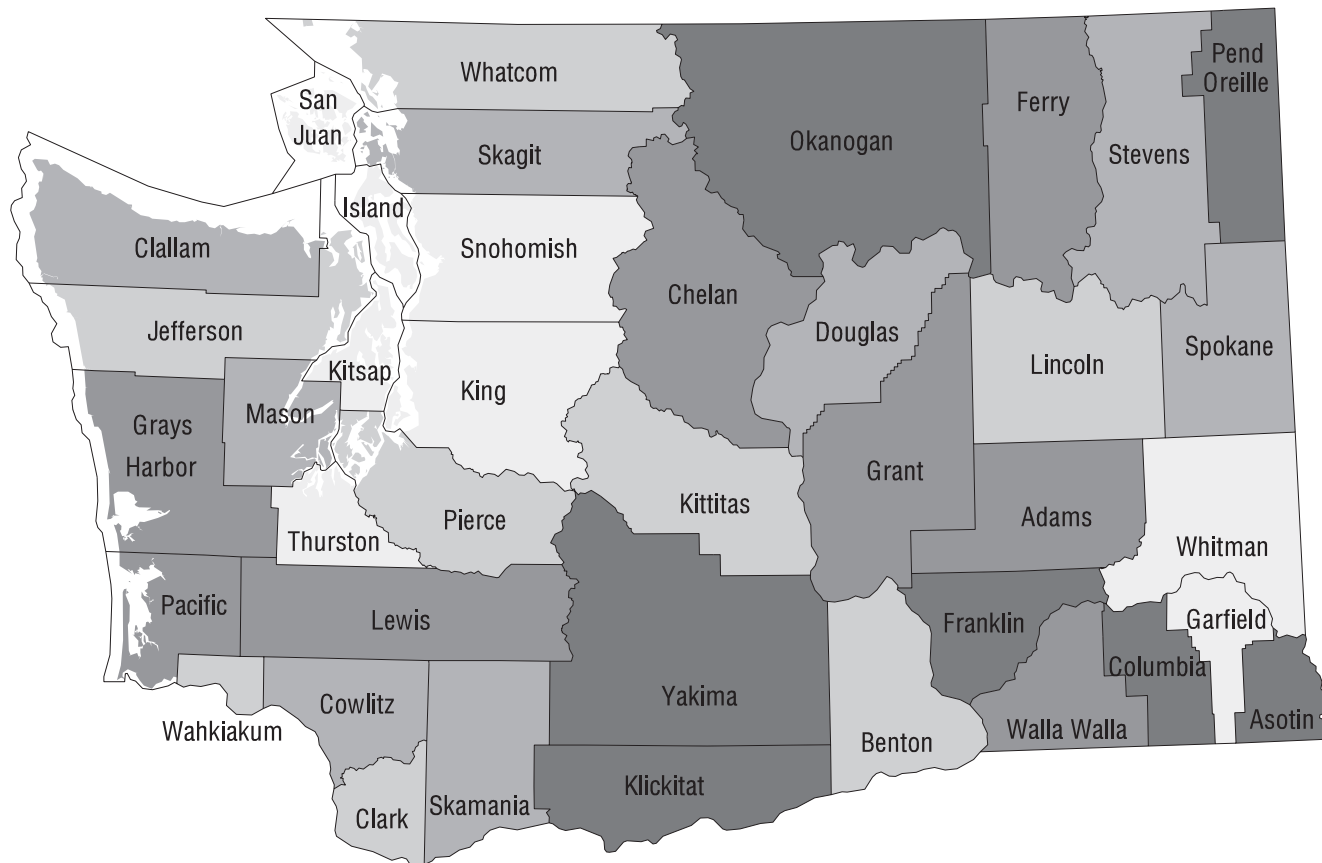
A ZIP Code is determined for each client for each service. Then a Geographic Information System (GIS) is used to convert ZIP Codes to counties. If a ZIP Code falls entirely within one county, the client is assigned to that county. If the ZIP Code spans

more than one county, the proportion of a ZIP Code's total population which lived in each county is determined at the census block level for every race, gender, and age group. These proportions are used to assign the client's county for that service.


### When Clients Move

Some clients move during the year. NADB counts each client according to where they lived during the months they received service. For example: A client received food stamps for five months during the year. He lived in King County for three months, then in Spokane County for two months. This client would show up as 3/5 of a client in King County and 2/5 of a client in Spokane County. Thereby, each client is counted as one person at the state level.

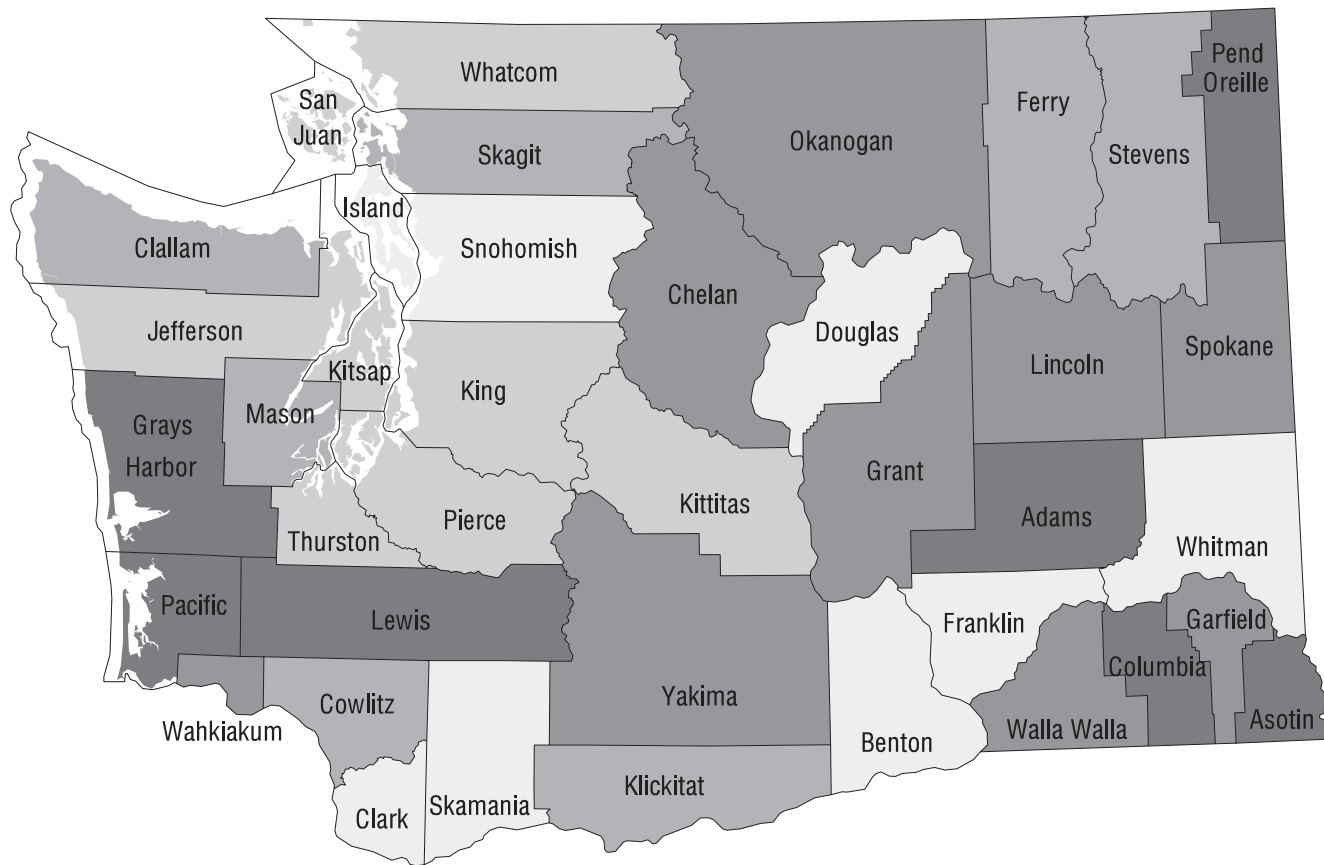
## Percent of Each County's Population Using Services Provided by Department of Social and Health Services



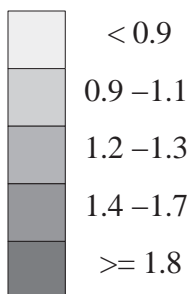
Clients as a Percent of the Total Population



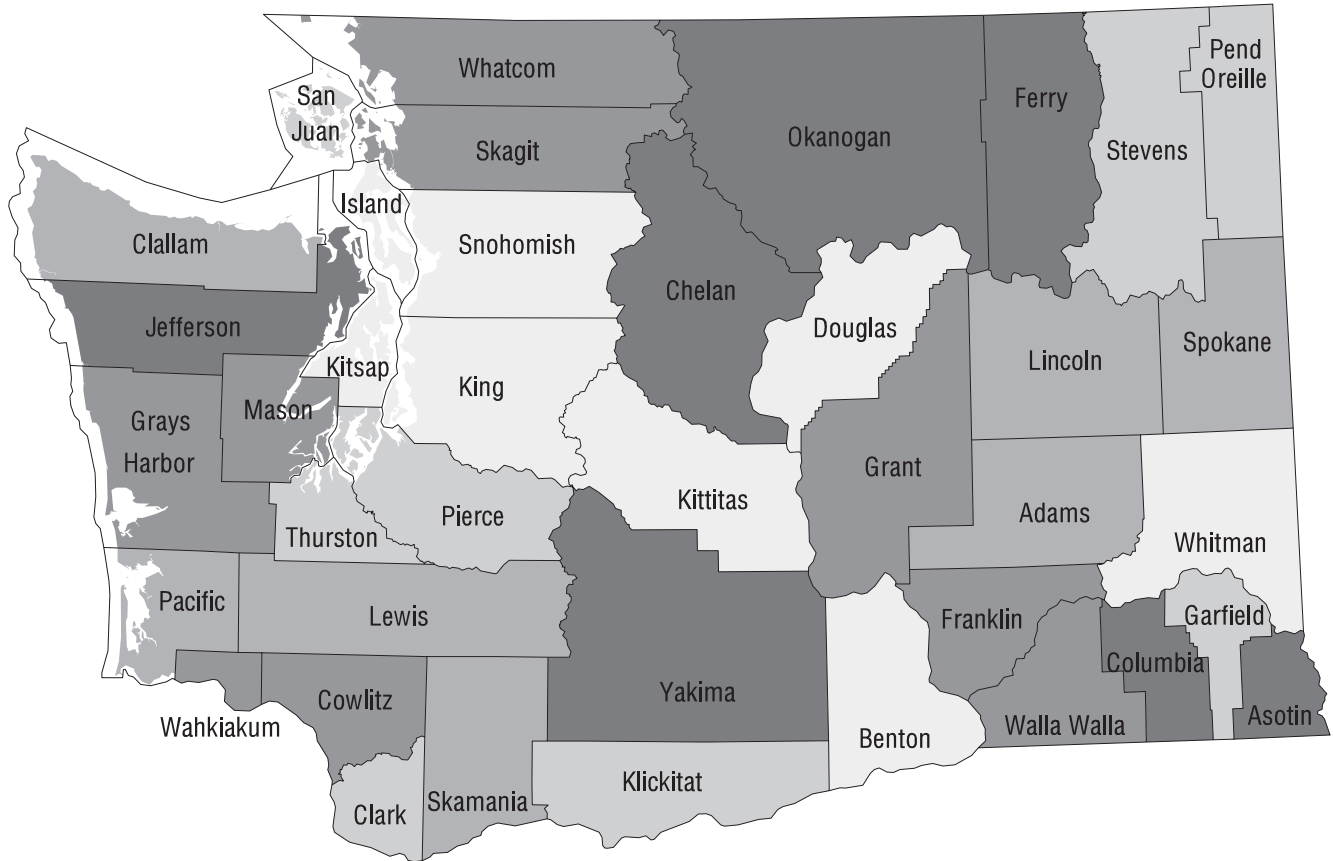
## Percent of Each County's Population Using Services Provided by Aging and Adult Services Administration




Clients as a Percent of the Total Population



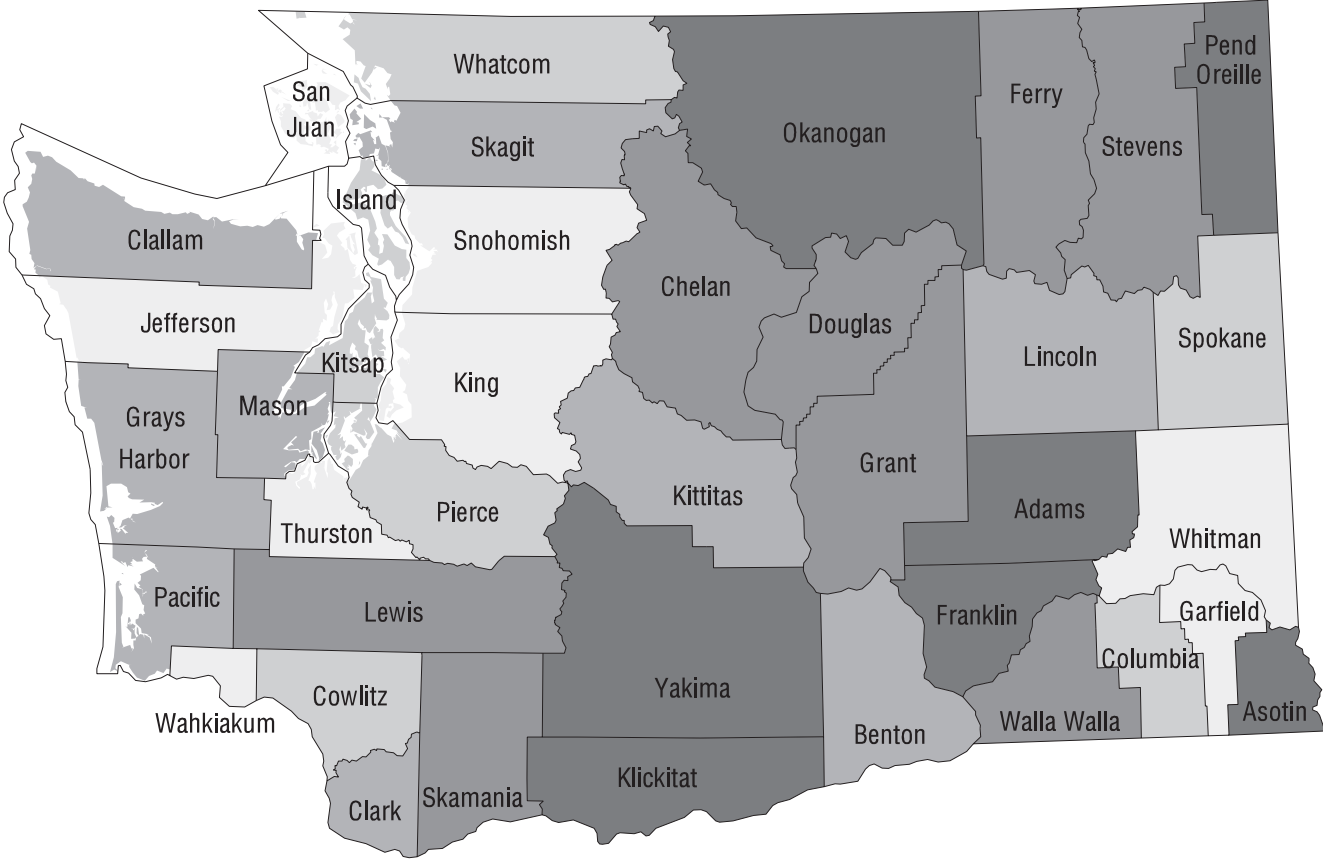
## Percent of Each County's Population Using Services Provided by Division of Alcohol and Substance Abuse




Clients as a Percent  
of the Total Population



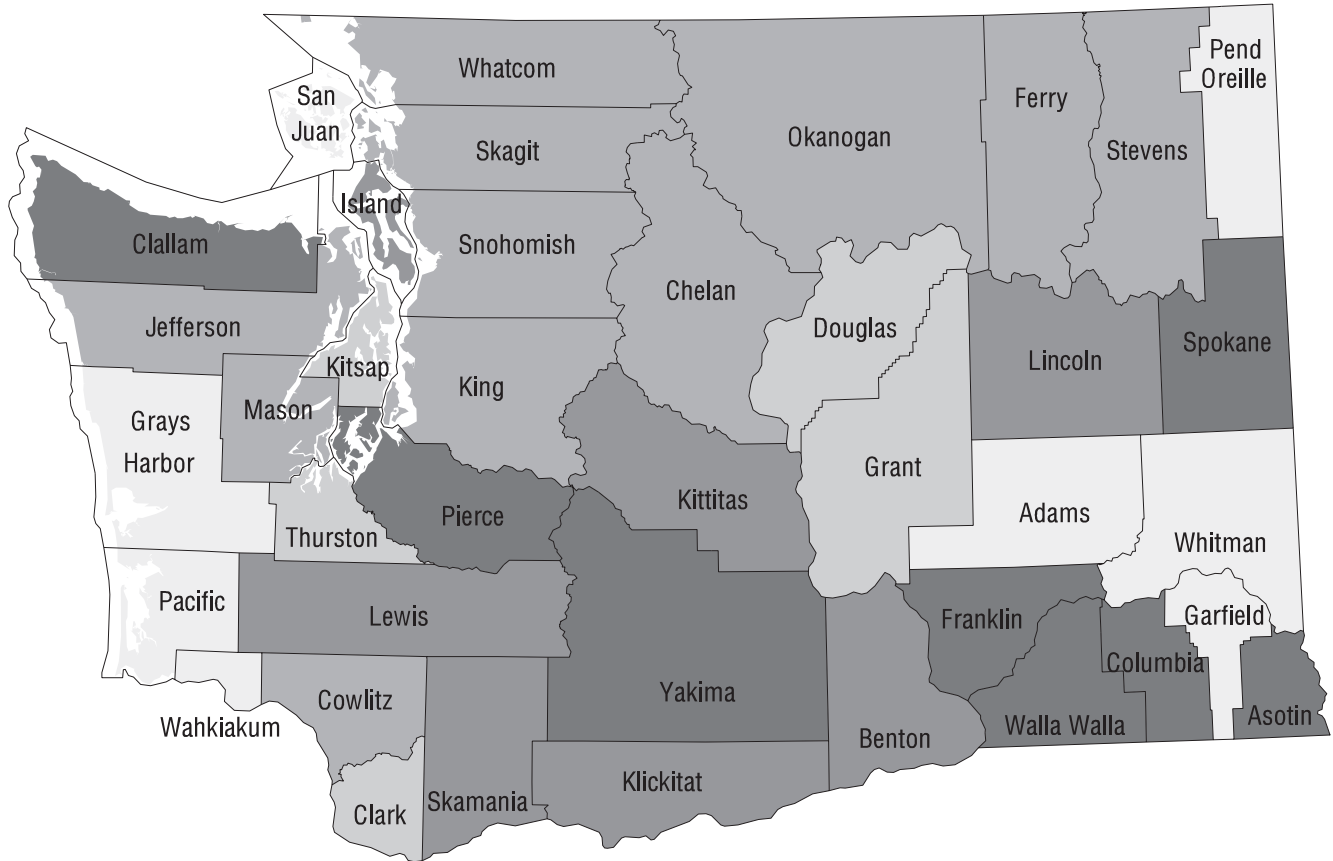
# Percent of Each County's Population Using Services Provided by Division of Children and Family Services




Clients as a Percent of the Total Population



## Percent of Each County's Population Using Services Provided by Division of Developmental Disabilities

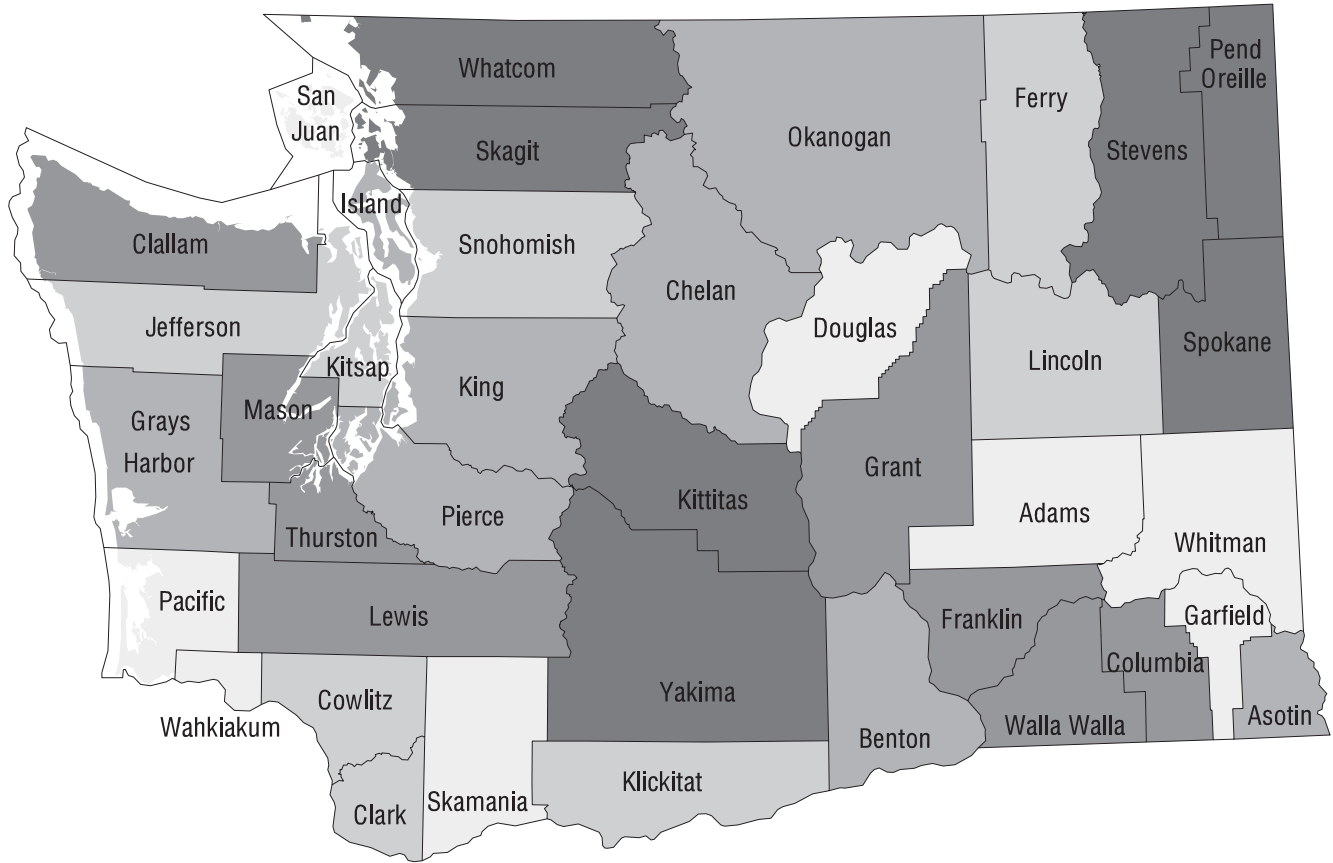


Clients as a Percent of the Total Population

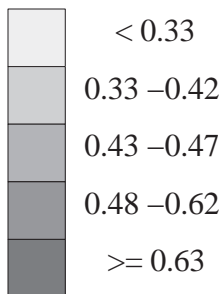




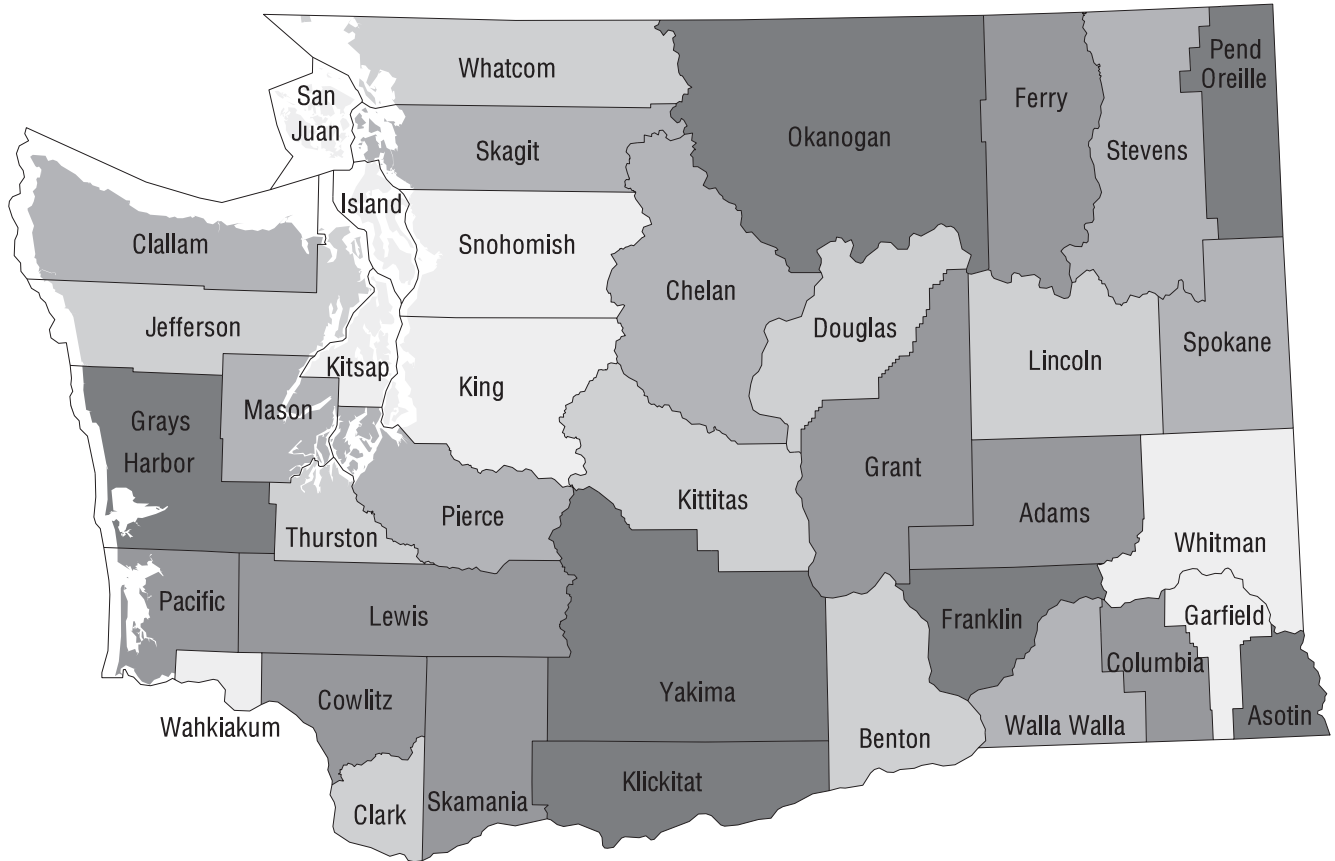
## Percent of Each County's Population Using Services Provided by Division of Vocational Rehabilitation




Clients as a Percent of the Total Population



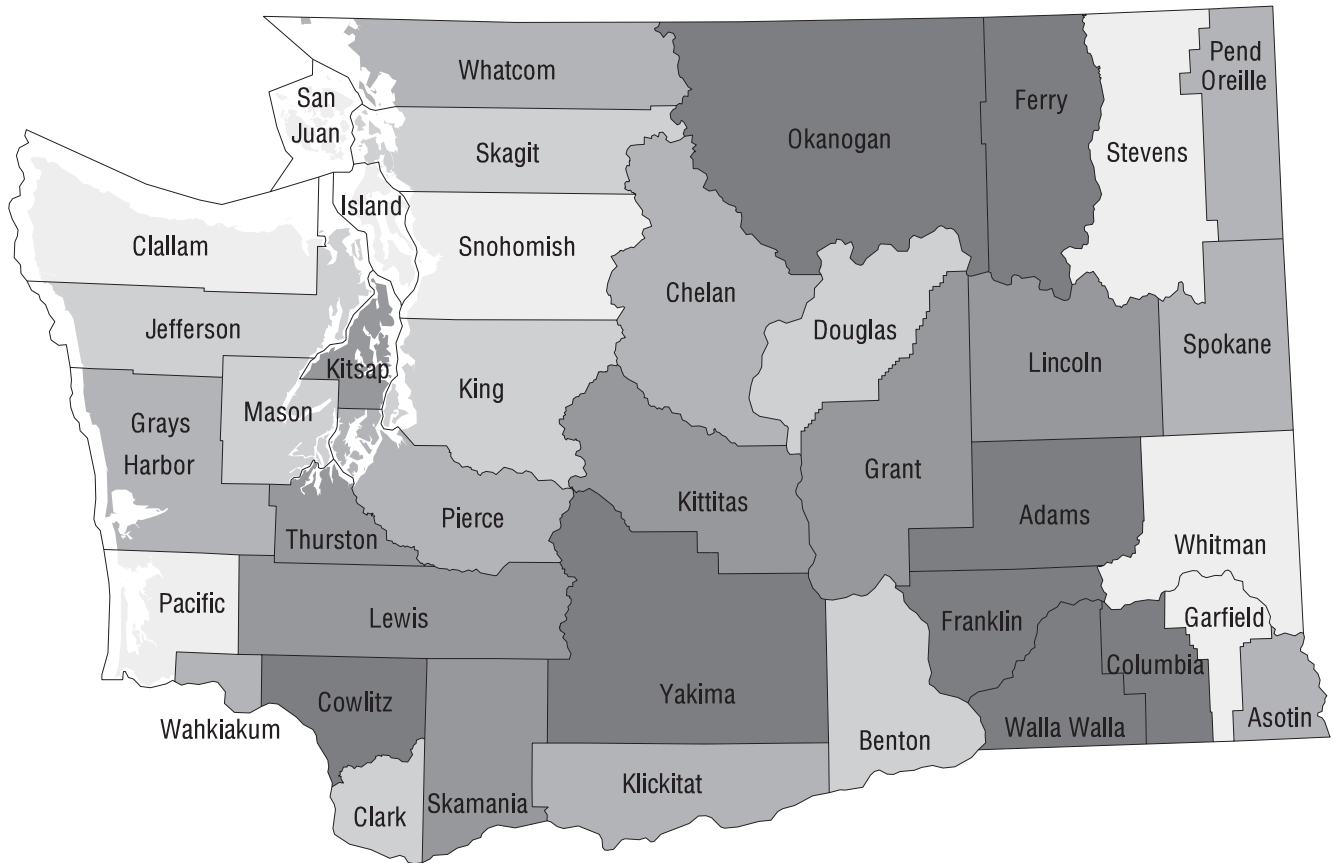
## Percent of Each County's Population Using Services Provided by Economic Services Administration




Clients as a Percent of the Total Population



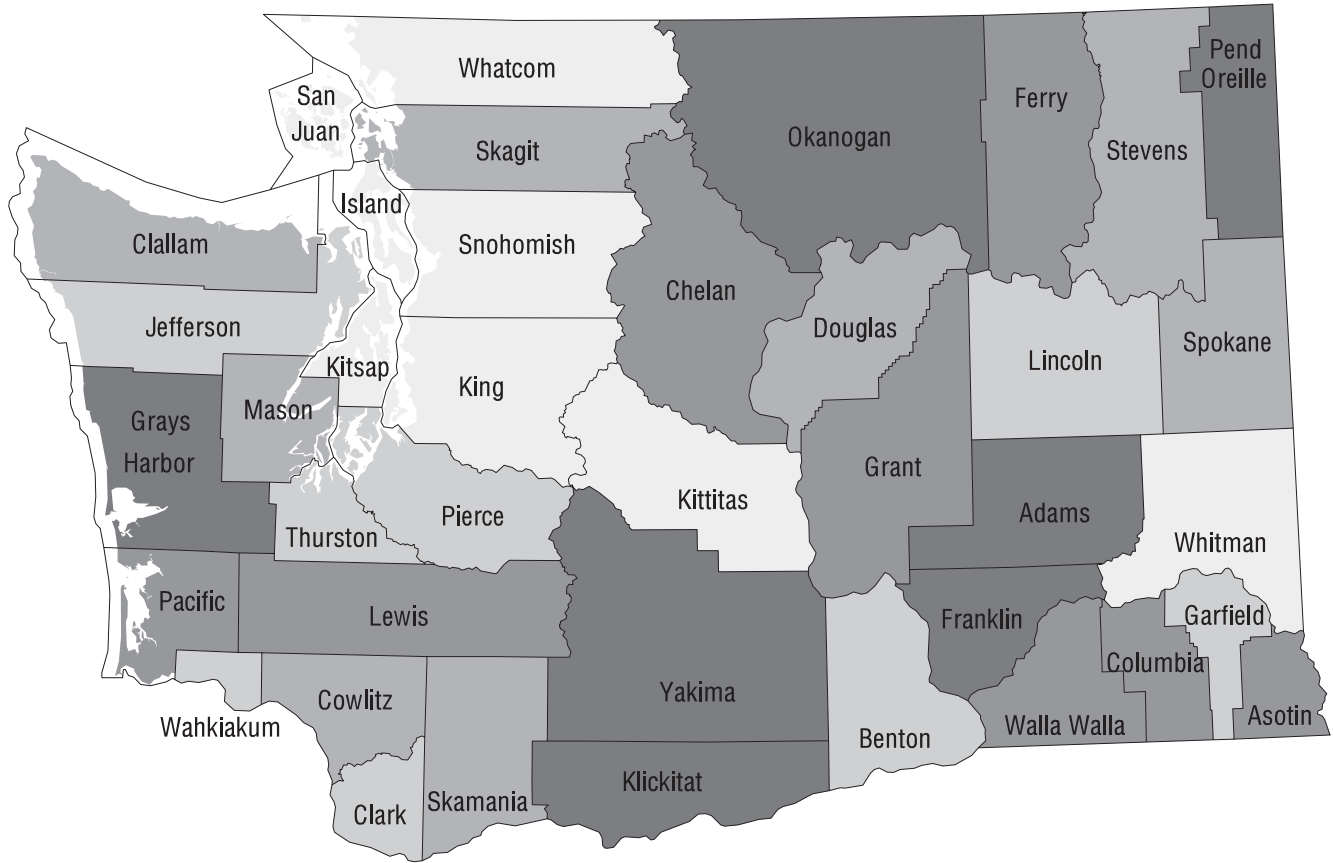
## Percent of Each County's Population Using Services Provided by Juvenile Rehabilitation Administration




Clients as a Percent of the Total Population



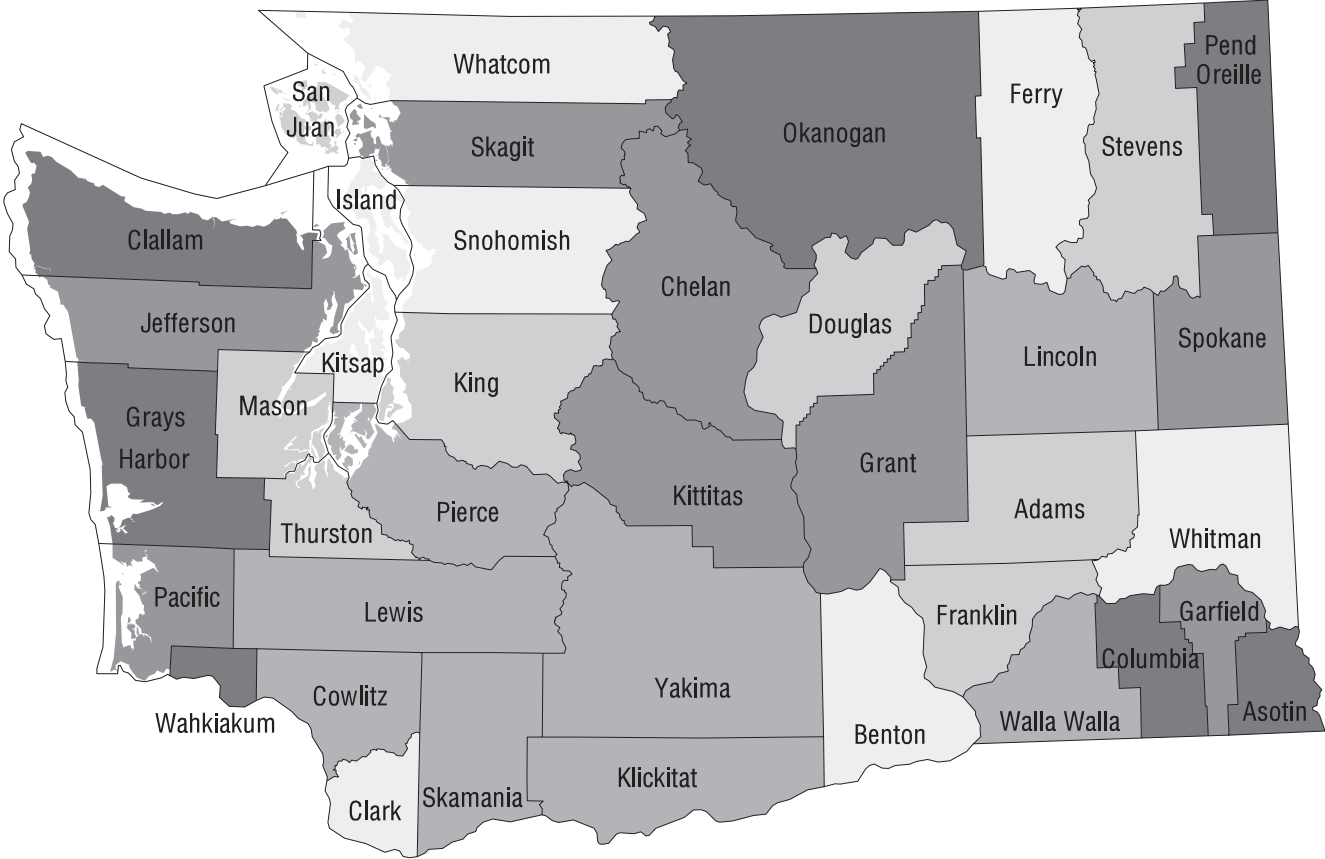
## Percent of Each County's Population Using Services Provided by Medical Assistance Administration



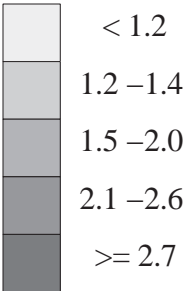
Clients as a Percent of the Total Population



# Percent of Each County's Population Using Services Provided by Mental Health Division



Clients as a Percent of the Total Population



# Client Service and Expenditure Tables

## Exploring the Tables

In each table the county name (or State) appears in the top left-hand corner. The state table comes first. County tables follow in alphabetical order. Divisions with their programs appear down the left side and categories across the top of the table. DSHS agency totals for each category appear across the bottom of the page. (See *Division Glossary* for a general summary of division and program services.)

## Use Rate And Rank

### Use Rate

Use rates approximate the percent of the county population served by a program, a division or by the agency. This report does not address whether the amount of service provided is adequate to meet the need.

Use rates are derived by dividing total clients by total population for the county. Although logical, this comparison is imperfect. Client counts are based on the number of people served in a year. Population counts estimate the number of residents at a single point in the year --not the total number of people that lived in the area during the year. In counties where a high percentage of seasonal or transient residents receive DSHS services, Use Rates can be overstated. This also distorts the rankings based on those Use Rates. This report does not adjust for this problem.

### County Rank

Counties are ranked according to use rates. The higher the use rate, the lower the rank. The county with the greatest percentage of the population using DSHS services is ranked 1. Not all rank values are assigned and some rank values are assigned to more than one county. This occurs because multiple counties with the same use rate are given the same rank and intervening rank values are skipped. To illustrate with a hypothetical example:

- The first county has the rank of 1.
- The following three counties have the same use rate and are assigned the rank of 2.
- Intervening rank values 3 and 4 are skipped.
- The next county rank assigned is 5.

## Total, Age, and Race/Ethnicity

Total, age, and race/ethnicity categories have two sub-categories in common, *Clients* and *\$/Thousands*.

### Clients

Each client is counted in each program from which they received service. However, a client is only counted once at the division level, regardless of how many services they received within that division. The same is true at the agency level. (See Appendix A)

### Confidentiality

Due to the sensitivity of some of the service information contained in DSHS databases, this report adopts the convention used by the US Census Bureau of rounding all client counts to the nearest multiple of five. If there were less than three clients receiving a specific service in a specific county, the report reflects zero clients -- although associated costs are still displayed. If there were three or more such clients, and less than eight, then this report lists the value five.

### \$/Thousands

Expenditures for benefits and services provided directly to the client, and attributable directly to individual clients, are shown in this report. (See Appendix B) The following costs are *not* included:

- Eligibility determination
- Service delivery
- Administration
- Prevention and education
- Programs without automated client-based data

Expenditures are rounded to thousands of dollars. A value less than \$500 appears as zero. Some division totals include expenditures for small services not listed within a program. In these cases, the division total does not equal the sum of the program totals. (See *Division Glossary*)

### Total

This column shows the number of people receiving DSHS services and the related expenditures.

### Age Groups

Clients are grouped according to their age as of January 1, 1994. Age was calculated using the client's date of birth.

### Race/Ethnicity Categories

Tables show the following race/ethnicity groups: White, Black, American Indian, Asian, Hispanic, or Unknown Race. (See Appendix C).

### **Summing for Multi-county Totals**

Division, program or agency amounts for clients and expenditures can be summed across counties to get multi-county figures.

### **Comparing Data Across Years**

Changes since FY92 are reported in the *Division Glossary*. Some programs which are no longer offered have been dropped, new ones have been added, some have been relocated from one program or division/administration to another. Please consult the glossary before comparing data across years.

### **Automated Data Sources**

This report is based on the Needs Assessment Database (NADB). NADB integrates client demographic, geographic, and service expenditure data from the agency's automated program and financial systems into a single client-centered database. A list of automated systems used is provided in the appendices. (See Appendix D)

### **Notes**

#### **DCFS, CPS Client Count**

For the Division of Children and Family Services, Child Protective Services (CPS), the drop in clients between FY92 and FY94 reflects a change within the division's automated system, *not* an actual reduction in the number of clients served.

#### **DCFS Family Reconciliation Services**

The counts of clients receiving Family Reconciliation Services during FY 1994 are not displayed separately in this report. During the division's transition from one automated system to another, client information inconsistencies occurred that would make the counts misleading. Clients which appeared in the original source and all the dollars are included in the DCFS totals.









White (Non-Hispanic)		Black (Non-Hispanic)		Indian (Non-Hispanic)		Asian (Non-Hispanic)		Hispanic		Unknown Race	
Clients	\$/Thousands	Clients	\$/Thousands	Clients	\$/Thousands	Clients	\$/Thousands	Clients	\$/Thousands	Clients	\$/Thousands
190	1,564	0	0	0	0	0	0	125	689	0	7
90	28	0	0	0	0	0	0	80	19	0	0
75	277	0	0	0	0	0	0	65	271	0	7
40	161	0	0	0	0	0	0	60	323	0	0
5	14	0	0	0	0	0	0	0	0	0	0
0	0	0	0	0	0	0	0	0	0	0	0
80	1,084	0	0	0	0	0	0	5	76	0	0
0	0	0	0	0	0	0	0	0	0	0	0
50	40	0	0	5	1	0	0	90	61	0	1
0	1	0	0	0	1	0	0	0	0	0	0
10	2	0	0	0	0	0	0	5	1	0	0
10	21	0	0	0	0	0	0	5	16	0	0
40	15	0	0	0	0	0	0	85	43	0	1
0	0	0	0	0	0	0	0	0	0	0	0
0	0	0	0	0	0	0	0	0	1	0	0
150	121	0	5	0	1	0	8	695	484	30	27
85	31	0	0	0	1	0	0	110	41	5	1
5	3	0	0	0	0	0	0	0	0	0	0
40	1	0	0	0	0	0	0	205	4	0	0
5	2	0	0	0	0	0	0	5	2	0	0
0	0	0	0	0	0	0	0	0	0	0	0
10	56	0	0	0	0	0	8	20	37	0	0
0	0	0	0	0	0	0	0	0	0	0	0
5	18	0	5	0	0	0	0	0	4	0	0
5	5	0	0	0	0	0	0	385	388	25	25
5	5	0	0	0	0	0	0	5	8	0	0
20	78	0	0	0	0	0	0	10	36	0	1
15	10	0	0	0	0	0	0	10	6	0	1
0	0	0	0	0	0	0	0	0	0	0	0
5	27	0	0	0	0	0	0	0	2	0	0
5	38	0	0	0	0	0	0	5	20	0	0
5	3	0	0	0	0	0	0	5	8	0	0
0	0	0	0	0	0	0	0	0	1	0	0
0	0	0	0	0	0	0	0	0	0	0	0
5	62	0	0	0	0	0	0	10	225	0	0
0	7	0	0	0	0	0	0	5	9	0	0
5	30	0	0	0	0	0	0	10	118	0	0
5	26	0	0	0	0	0	0	5	98	0	0
1,005	1,389	10	3	10	4	5	4	2,915	3,145	70	46
85	0	0	0	5	0	0	0	465	0	0	0
110	354	0	0	0	1	0	0	320	1,190	5	21
260	58	5	1	0	0	0	0	740	94	25	3
275	110	0	0	0	0	0	1	555	228	5	1
780	266	10	1	5	1	5	1	2,360	869	50	11
10	2	0	0	0	0	0	0	0	0	0	0
745	366	5	1	5	0	5	1	1,945	397	45	3
215	42	0	0	0	0	0	1	410	74	5	1
550	104	10	1	5	1	5	0	1,580	214	20	3
120	8	0	0	0	0	0	0	470	36	20	1
35	21	0	0	0	0	0	0	15	3	5	1
150	57	0	0	0	0	0	0	85	41	0	0
30	53	0	0	0	0	0	0	15	25	0	0
30	21	0	0	0	0	0	0	15	14	0	0
0	0	0	0	0	0	0	0	5	2	0	0
0	0	0	0	0	0	0	0	0	2	0	0
5	1	0	0	0	0	0	0	0	1	0	0
10	13	0	0	0	0	0	0	5	4	0	0
10	10	0	0	0	0	0	0	5	2	0	0
5	7	0	0	0	0	0	0	0	0	0	0
110	166	5	2	5	2	0	1	55	71	0	8
20	36	0	0	0	0	0	0	20	31	0	0
85	13	5	0	5	1	0	0	35	8	0	0
50	6	0	0	0	0	0	0	20	3	0	0
60	47	0	0	0	0	0	1	20	9	0	0
10	1	0	0	0	0	0	0	10	2	0	0
0	1	0	0	0	0	0	0	0	0	0	0
0	1	0	0	0	0	0	0	5	7	0	0
0	24	0	0	0	0	0	0	0	0	0	0
0	1	0	1	0	0	0	0	0	10	0	8
5	36	0	0	0	0	0	0	0	2	0	0
820	1,121	10	20	5	5	0	8	2,005	2,423	35	27
355	505	5	15	5	3	0	2	735	990	0	0
115	95	0	1	0	0	0	0	515	453	0	0
50	61	0	0	0	0	0	3	85	90	25	22
50	22	0	0	0	0	0	1	75	29	0	0
0	1	0	0	0	0	0	0	10	8	0	0
30	68	0	0	0	0	0	0	20	36	0	0
100	26	0	0	0	0	0	0	120	63	15	6
725	339	5	4	5	2	0	2	1,875	752	0	0
0	0	0	0	0	0	0	0	0	0	0	0
0	0	0	0	0	0	0	0	0	0	0	0
0	0	0	0	0	0	0	0	0	0	0	0
1,295	4,593	15	30	15	13	5	21	3,430	7,160	140	117

Client counts rounded to the nearest multiple of five. Dollars are direct service costs in thousands. Tables show clients' place of residence, not place of service. Shading is a visual guide only.

Source: DSHS ORDA-NADB FY94 Client Database



White (Non-Hispanic)		Black (Non-Hispanic)		Indian (Non-Hispanic)		Asian (Non-Hispanic)		Hispanic		Unknown Race	
Clients	\$/Thousands	Clients	\$/Thousands	Clients	\$/Thousands	Clients	\$/Thousands	Clients	\$/Thousands	Clients	\$/Thousands
360	3,604	0	23	0	45	0	31	5	11	0	0
140	75	0	2	0	0	0	0	0	0	0	0
75	166	0	0	0	0	0	0	0	0	0	0
105	509	0	0	0	14	0	0	0	10	0	0
20	40	0	0	0	0	0	0	0	0	0	0
15	38	0	0	0	0	0	0	0	0	0	0
185	2,767	0	21	0	31	0	31	0	0	0	0
15	5	0	0	0	0	0	0	0	0	0	0
325	182	0	2	15	7	0	0	5	7	5	2
0	0	0	0	0	0	0	0	0	0	0	0
50	8	0	0	5	0	0	0	0	0	0	0
40	71	0	0	0	3	0	0	0	6	0	0
305	94	0	2	10	4	0	0	5	2	5	2
0	0	0	0	0	0	0	0	0	0	0	0
10	9	0	0	0	0	0	0	0	0	0	0
785	610	5	6	35	34	0	0	25	10	20	6
475	217	0	0	30	12	0	0	15	7	20	6
45	41	0	0	0	1	0	0	0	1	0	0
165	3	0	0	0	0	0	0	5	0	0	0
20	4	0	0	0	0	0	0	0	0	0	0
0	0	0	0	0	0	0	0	0	0	0	0
55	154	0	5	5	21	0	0	5	1	0	0
5	63	0	0	0	0	0	0	0	0	0	0
5	9	0	0	0	0	0	0	0	0	0	0
95	96	0	0	0	0	0	0	0	0	0	0
20	9	0	1	0	0	0	0	0	1	0	0
130	705	0	0	5	8	0	2	0	11	0	0
125	76	0	0	5	2	0	1	0	1	0	0
0	0	0	0	0	0	0	0	0	0	0	0
35	313	0	0	0	4	0	0	0	0	0	0
85	207	0	0	0	2	0	1	0	10	0	0
20	58	0	0	0	0	0	0	0	0	0	0
10	5	0	0	0	0	0	0	0	0	0	0
25	47	0	0	0	0	0	0	0	0	0	0
10	151	0	0	0	0	0	0	0	9	0	0
5	19	0	0	0	0	0	0	0	2	0	0
5	56	0	0	0	0	0	0	0	8	0	0
5	76	0	0	0	0	0	0	0	0	0	0
4,435	5,852	5	11	140	141	10	3	80	86	45	39
545	0	0	0	30	0	5	0	5	0	0	0
385	1,602	0	0	10	39	0	0	10	26	0	3
1,490	344	0	0	45	12	0	0	30	7	15	2
905	460	0	0	20	12	0	0	20	4	10	3
3,090	1,065	5	0	80	40	5	0	60	23	35	11
115	14	0	0	0	1	0	0	5	0	0	0
3,155	1,344	5	10	75	16	5	2	65	9	35	5
1,175	224	0	0	35	5	5	0	25	3	10	3
2,350	509	0	0	65	12	5	0	40	11	25	9
635	61	0	0	20	2	0	0	15	2	15	1
95	50	0	0	5	2	0	0	0	0	5	1
445	180	0	0	0	2	0	0	5	2	0	0
80	78	0	1	5	2	0	0	0	4	0	6
75	50	0	1	5	2	0	0	0	1	0	2
5	6	0	0	0	0	0	0	0	0	0	0
5	1	0	0	0	0	0	0	0	0	0	0
20	4	0	0	0	0	0	0	0	0	0	4
10	10	0	0	0	0	0	0	0	2	0	0
10	3	0	0	0	0	0	0	0	1	0	0
10	5	0	0	0	0	0	0	0	0	0	0
795	1,432	5	7	30	38	5	3	75	74	55	29
130	158	0	5	5	4	0	0	15	18	10	3
95	23	0	0	5	0	5	1	10	2	15	2
410	43	0	0	20	2	0	0	55	7	25	3
600	343	5	2	25	24	5	2	50	36	35	16
120	34	0	0	5	0	0	0	10	2	5	0
50	156	0	0	0	7	0	0	5	3	5	3
5	87	0	0	0	0	0	0	0	0	0	0
0	0	0	0	0	0	0	0	0	0	0	0
0	7	0	0	0	0	0	0	0	0	5	1
75	569	0	0	0	0	0	0	0	5	0	1
4,560	6,110	10	5	145	238	5	6	75	113	25	6
1,975	2,670	5	2	100	137	5	3	35	56	0	0
870	811	0	0	25	23	0	0	15	16	0	0
275	194	0	0	5	5	0	0	0	0	5	4
180	56	0	0	5	1	0	0	0	0	0	0
40	32	0	0	0	0	0	0	0	1	0	0
100	168	0	0	0	1	0	0	0	0	0	0
465	100	0	0	10	1	0	0	10	1	20	1
4,230	2,058	5	3	140	72	5	2	75	39	0	0
5	2	0	0	0	0	0	0	0	0	0	0
25	1	0	0	0	0	0	0	0	0	0	0
0	0	0	0	0	0	0	0	0	0	0	0
5,945	18,723	20	56	185	513	15	45	160	326	145	88

Client counts rounded to the nearest multiple of five. Dollars are direct service costs in thousands. Tables show clients' place of residence, not place of service. Shading is a visual guide only.



White (Non-Hispanic)		Black (Non-Hispanic)		Indian (Non-Hispanic)		Asian (Non-Hispanic)		Hispanic		Unknown Race	
Clients	\$/Thousands	Clients	\$/Thousands	Clients	\$/Thousands	Clients	\$/Thousands	Clients	\$/Thousands	Clients	\$/Thousands
765	7,464	10	86	0	7	5	91	45	260	0	0
240	100	5	1	0	0	0	0	25	8	0	0
145	284	0	6	0	0	0	0	10	20	0	0
270	1,075	0	18	0	6	5	43	25	122	0	0
55	72	0	0	0	0	0	0	5	5	0	0
30	25	0	0	0	0	0	0	0	0	0	0
320	5,670	5	59	0	0	5	47	5	100	0	0
50	13	0	0	0	0	0	0	5	0	0	0
<b>660</b>	<b>522</b>	<b>25</b>	<b>22</b>	<b>15</b>	<b>11</b>	<b>5</b>	<b>3</b>	<b>180</b>	<b>103</b>	<b>10</b>	<b>1</b>
45	17	0	1	0	0	0	0	5	1	0	0
100	16	5	1	0	0	0	0	15	2	0	0
110	237	5	13	0	3	0	0	15	38	0	0
580	231	20	6	15	6	5	3	170	62	10	1
0	4	0	2	0	0	0	0	0	0	0	0
20	17	0	1	0	1	0	0	0	0	0	0
<b>2,575</b>	<b>3,002</b>	<b>85</b>	<b>127</b>	<b>40</b>	<b>87</b>	<b>15</b>	<b>18</b>	<b>1,310</b>	<b>1,448</b>	<b>65</b>	<b>45</b>
1,505	609	45	25	25	10	10	3	280	125	45	16
125	241	5	9	5	6	0	2	30	66	5	4
410	6	10	0	5	0	0	0	205	3	5	0
40	28	0	0	0	0	0	0	15	10	0	0
15	24	0	0	0	0	0	0	5	4	0	0
225	744	15	27	10	40	0	8	80	190	0	10
35	441	0	8	0	15	0	0	5	134	0	0
45	173	5	21	0	12	0	5	5	21	10	7
390	503	15	21	0	1	0	0	760	798	5	7
95	126	10	12	5	3	0	0	35	84	0	0
<b>475</b>	<b>2,007</b>	<b>10</b>	<b>22</b>	<b>5</b>	<b>9</b>	<b>10</b>	<b>17</b>	<b>60</b>	<b>113</b>	<b>5</b>	<b>11</b>
445	269	10	4	5	2	10	5	55	30	5	2
0	0	0	0	0	0	0	0	0	0	0	0
130	1,114	5	13	0	4	0	6	5	17	0	4
135	351	5	3	0	3	0	1	20	31	0	1
60	123	0	0	0	0	5	4	15	32	0	2
25	23	0	0	0	0	0	0	5	1	0	0
110	128	5	1	0	1	0	1	10	2	0	2
<b>40</b>	<b>607</b>	<b>5</b>	<b>128</b>	<b>0</b>	<b>36</b>	<b>0</b>	<b>42</b>	<b>15</b>	<b>226</b>	<b>0</b>	<b>3</b>
25	79	5	13	0	0	0	1	5	7	0	3
20	224	5	52	0	12	0	4	10	80	0	0
10	303	5	64	0	25	0	37	5	139	0	0
<b>11,290</b>	<b>15,411</b>	<b>315</b>	<b>402</b>	<b>70</b>	<b>82</b>	<b>295</b>	<b>276</b>	<b>4,835</b>	<b>4,759</b>	<b>290</b>	<b>220</b>
1,645	0	55	0	5	0	55	0	830	0	5	0
1,190	4,855	35	144	5	26	30	67	475	1,638	15	87
4,185	886	135	22	30	6	55	10	1,710	306	90	17
2,940	1,451	70	40	20	9	70	26	870	363	30	7
7,580	3,050	200	91	45	19	205	61	3,170	1,283	185	48
150	43	5	1	0	0	0	0	20	8	5	0
7,900	2,620	210	35	50	11	200	51	3,165	482	185	20
2,225	402	45	10	20	2	80	18	1,030	185	50	9
4,970	1,463	145	46	30	6	140	32	1,880	368	75	12
2,030	141	90	7	20	1	55	4	1,295	89	70	5
220	113	10	3	0	0	0	0	25	11	25	11
980	388	10	3	5	1	15	7	75	25	5	4
<b>525</b>	<b>644</b>	<b>10</b>	<b>11</b>	<b>5</b>	<b>2</b>	<b>5</b>	<b>16</b>	<b>45</b>	<b>51</b>	<b>5</b>	<b>7</b>
485	348	10	6	5	2	5	7	45	29	5	3
40	29	0	1	0	0	0	1	5	3	0	0
35	16	0	0	0	0	0	1	5	1	0	0
130	30	0	1	0	0	0	2	10	3	0	0
110	134	5	2	0	0	0	0	10	9	0	2
60	22	5	0	0	0	0	1	0	0	0	0
80	49	5	1	0	0	0	0	5	2	0	2
<b>945</b>	<b>3,397</b>	<b>25</b>	<b>36</b>	<b>25</b>	<b>24</b>	<b>5</b>	<b>12</b>	<b>140</b>	<b>427</b>	<b>80</b>	<b>102</b>
315	613	5	3	5	4	5	10	50	93	10	25
95	24	5	0	0	1	0	0	10	3	5	1
410	61	15	2	10	1	5	1	70	12	15	3
565	492	10	4	20	11	5	0	95	55	50	55
355	89	10	2	10	1	5	1	45	9	40	6
90	187	5	13	0	0	0	0	10	29	5	7
45	816	0	6	0	6	0	0	0	10	0	0
0	23	0	0	0	0	0	0	0	10	0	0
40	135	0	2	0	0	0	0	5	10	5	3
100	878	5	5	0	0	0	0	15	191	0	2
<b>10,545</b>	<b>14,607</b>	<b>360</b>	<b>581</b>	<b>70</b>	<b>114</b>	<b>340</b>	<b>439</b>	<b>3,850</b>	<b>4,559</b>	<b>405</b>	<b>319</b>
4,725	6,649	210	275	40	67	100	152	1,435	1,936	5	5
1,625	1,358	45	33	5	2	35	37	770	573	15	20
910	1,036	55	70	5	4	10	12	280	270	320	274
765	291	35	13	5	2	15	5	195	56	0	0
105	86	0	0	0	1	0	1	30	29	0	0
260	434	5	13	5	6	10	18	35	52	0	0
1,015	182	15	1	5	0	55	15	145	43	50	5
9,555	4,520	330	171	60	30	250	129	3,660	1,591	20	13
10	5	0	0	0	0	30	36	5	3	0	2
100	11	5	2	0	0	205	35	5	1	5	0
0	0	0	0	0	0	0	0	0	0	0	0
<b>15,385</b>	<b>47,661</b>	<b>455</b>	<b>1,415</b>	<b>135</b>	<b>372</b>	<b>410</b>	<b>915</b>	<b>6,195</b>	<b>11,945</b>	<b>820</b>	<b>708</b>

Client counts rounded to the nearest multiple of five. Dollars are direct service costs in thousands. Tables show clients' place of residence, not place of service. Shading is a visual guide only.

Source: DSHS ORDA-NADB FY94 Client Database





White (Non-Hispanic)		Black (Non-Hispanic)		Indian (Non-Hispanic)		Asian (Non-Hispanic)		Hispanic		Unknown Race	
Clients	\$/Thousands	Clients	\$/Thousands	Clients	\$/Thousands	Clients	\$/Thousands	Clients	\$/Thousands	Clients	\$/Thousands
875	8,652	0	2	5	16	5	25	10	82	0	0
270	86	0	0	0	0	0	0	5	2	0	0
165	364	0	2	0	0	0	0	0	4	0	0
280	1,045	0	0	0	3	5	23	5	9	0	0
10	15	0	0	0	0	0	0	0	0	0	0
50	92	0	0	0	7	0	3	0	2	0	0
430	7,038	0	0	0	6	0	0	5	66	0	0
40	8	0	0	0	0	0	0	0	0	0	0
590	546	10	26	20	13	0	0	160	47	0	0
140	99	5	2	10	2	0	0	20	8	0	0
105	16	5	1	5	1	0	0	10	2	0	0
135	228	15	22	0	2	0	0	5	4	0	0
485	162	5	1	10	7	0	0	140	33	0	0
0	3	0	0	0	0	0	0	0	0	0	0
90	38	5	0	5	1	0	0	5	1	0	0
970	1,499	5	16	25	81	10	22	1,285	1,037	15	25
410	142	0	0	10	6	5	1	155	56	10	2
50	150	0	0	0	5	0	0	5	10	0	0
255	4	5	0	5	0	5	0	290	4	5	0
50	17	0	1	5	0	0	0	30	14	0	0
25	10	0	0	0	0	0	0	5	1	0	0
145	456	0	15	10	56	5	20	60	152	0	1
20	384	0	0	0	4	0	0	0	11	0	22
10	92	0	0	0	6	0	1	0	4	0	0
145	199	0	0	5	3	0	0	810	753	0	0
35	45	0	0	0	2	0	0	20	31	0	0
205	795	0	0	5	47	0	10	35	114	0	0
210	133	0	0	5	3	0	1	35	20	0	0
0	0	0	0	0	0	0	0	0	0	0	0
25	331	0	0	0	33	0	0	0	22	0	0
65	252	0	0	0	11	0	9	15	68	0	0
20	66	0	0	0	0	0	0	0	3	0	0
5	5	0	0	0	0	0	0	0	0	0	0
15	8	0	0	0	0	0	0	0	0	0	0
30	569	0	0	0	0	0	0	10	89	0	0
20	53	0	0	0	0	0	0	5	8	0	0
10	179	0	0	0	0	0	0	5	36	0	0
20	337	0	0	0	0	0	0	5	45	0	0
7,320	10,240	35	29	125	152	65	58	4,540	4,849	160	91
730	0	5	0	15	0	5	0	690	0	5	0
745	2,422	0	6	10	32	5	12	560	1,727	10	25
1,905	367	10	1	50	10	15	3	1,535	264	50	7
1,275	580	0	5	20	6	5	0	645	263	15	4
5,015	1,902	20	5	90	35	35	11	3,265	1,386	105	25
100	20	0	0	0	1	0	0	5	2	5	0
5,135	1,966	25	2	80	19	35	5	2,900	248	105	8
1,955	423	10	4	45	11	25	7	870	170	30	3
3,380	1,262	15	2	65	14	35	3	1,745	458	40	3
1,105	97	10	1	15	1	10	1	1,425	162	40	3
1,475	776	5	2	40	18	15	9	325	154	25	11
1,035	424	0	1	10	5	10	6	40	14	0	0
245	343	0	1	5	10	0	1	15	18	0	0
235	175	0	1	5	3	0	1	15	8	0	0
15	9	0	0	0	0	0	0	0	0	0	0
5	3	0	0	0	1	0	0	0	0	0	0
55	18	0	0	0	0	0	0	5	4	0	0
65	62	0	0	0	0	0	0	5	2	0	0
45	18	0	0	0	0	0	0	5	2	0	0
50	29	0	0	0	0	0	0	5	3	0	0
1,245	3,353	5	28	15	60	5	3	165	301	10	76
350	786	0	2	0	5	0	1	60	112	0	0
725	345	5	2	10	1	5	0	65	25	0	0
415	75	5	1	5	0	0	0	65	10	5	0
535	391	0	1	5	3	0	1	100	76	5	2
385	84	5	0	5	1	0	0	40	6	0	0
65	87	0	0	0	0	0	0	5	2	0	0
35	1,074	0	22	0	35	0	0	0	37	0	64
0	51	0	0	0	0	0	0	0	0	0	0
25	59	0	0	0	0	0	0	0	8	5	2
75	355	0	0	0	14	0	0	5	25	5	6
6,955	8,949	45	62	145	209	50	56	2,915	2,135	50	18
2,600	3,681	20	27	80	113	10	20	625	800	0	0
745	633	5	8	5	2	15	11	205	146	0	0
570	656	5	4	15	11	5	3	140	140	15	9
435	200	5	1	15	5	5	2	60	25	0	0
80	67	0	0	0	0	0	2	5	6	0	0
340	587	0	2	5	12	0	1	25	36	0	0
925	196	5	1	15	3	15	1	75	19	25	7
6,225	2,895	40	19	130	63	30	15	2,805	957	10	2
10	2	0	0	0	0	0	0	0	0	0	0
100	5	0	0	0	0	10	0	15	0	0	0
0	0	0	0	0	0	0	0	0	0	0	0
10,005	34,946	55	164	185	588	80	174	6,145	8,673	235	210

Client counts rounded to the nearest multiple of five. Dollars are direct service costs in thousands.

Tables show clients' place of residence, not place of service. Shading is a visual guide only.

Source: DSHS ORDA-NADB FY94 Client Database



White (Non-Hispanic)		Black (Non-Hispanic)		Indian (Non-Hispanic)		Asian (Non-Hispanic)		Hispanic		Unknown Race	
Clients	\$/Thousands	Clients	\$/Thousands	Clients	\$/Thousands	Clients	\$/Thousands	Clients	\$/Thousands	Clients	\$/Thousands
790	7,474	0	26	45	233	0	26	5	49	0	15
240	90	0	0	30	7	0	0	0	0	0	0
180	477	0	0	20	56	0	0	0	0	0	0
255	1,052	0	0	20	75	0	0	0	4	0	0
20	9	0	0	0	0	0	0	0	0	0	0
20	21	0	0	0	0	0	0	0	0	0	0
360	5,821	0	26	5	95	0	26	5	45	0	15
10	2	0	0	0	0	0	0	0	0	0	0
515	445	5	7	50	35	5	1	20	15	0	1
35	23	0	0	10	9	0	0	0	0	0	1
120	19	0	0	25	4	0	0	5	1	0	0
60	198	0	6	10	10	0	0	0	3	0	0
420	172	5	0	25	11	5	1	20	11	0	0
0	2	0	0	0	0	0	0	0	0	0	0
40	32	0	0	0	1	0	0	0	0	0	0
1,250	1,624	25	39	155	474	10	18	70	79	85	55
735	271	20	7	70	24	5	2	40	17	50	16
30	39	0	0	0	0	0	1	5	2	0	0
180	3	0	0	15	0	0	0	20	0	0	0
45	11	0	0	5	1	0	0	5	2	0	0
10	5	0	0	0	0	0	0	0	0	0	0
230	742	5	21	60	332	5	12	15	46	0	8
15	156	0	0	5	72	0	0	0	0	0	0
25	113	5	7	0	0	0	0	0	0	20	14
155	182	5	5	25	26	0	0	5	4	10	14
85	99	0	0	10	7	0	3	5	8	0	3
275	1,968	5	3	30	78	0	12	5	15	0	0
275	170	5	2	30	17	0	1	5	3	0	0
0	0	0	0	0	0	0	0	0	0	0	0
80	1,288	0	0	0	31	0	11	0	0	0	0
105	299	0	1	10	14	0	0	0	1	0	0
60	171	0	0	5	16	0	0	0	11	0	0
15	25	0	0	0	0	0	0	0	0	0	0
25	16	0	0	0	0	0	0	0	0	0	0
20	305	0	4	0	19	0	0	5	19	0	0
10	14	0	0	0	0	0	0	5	10	0	0
10	71	0	4	0	12	0	0	0	0	0	0
10	221	0	0	0	7	0	0	0	8	0	0
8,360	12,294	80	312	990	1,559	70	198	365	508	110	384
1,055	0	10	0	120	0	5	0	65	0	0	0
745	3,651	10	230	100	624	10	79	35	144	5	303
2,245	639	25	7	280	92	20	6	140	52	30	6
2,575	1,075	25	7	270	136	20	56	90	82	25	10
5,910	2,359	45	38	795	427	50	25	215	90	80	37
115	28	0	0	5	2	0	0	5	0	5	0
5,850	2,272	50	12	505	128	45	12	225	38	75	11
2,535	473	20	5	150	31	25	6	75	19	20	3
3,835	1,224	30	8	360	98	35	6	180	70	35	7
1,470	110	25	2	105	7	10	1	90	6	10	1
255	117	10	3	10	2	0	0	5	2	15	7
875	344	5	1	30	13	10	7	5	2	0	1
280	408	5	2	10	23	0	0	0	1	5	3
275	221	5	2	10	10	0	0	0	1	5	2
5	3	0	0	0	0	0	0	0	0	0	0
30	17	0	0	5	2	0	0	0	0	0	1
60	23	0	0	5	2	0	0	0	0	0	0
70	76	0	0	5	6	0	0	0	0	0	0
55	25	0	0	5	2	0	0	0	0	0	0
45	22	0	0	5	1	0	0	0	0	0	0
1,745	4,460	35	44	115	169	30	39	60	165	15	9
590	937	10	8	45	43	10	9	20	23	0	2
1,000	204	25	6	60	10	20	5	30	9	0	0
610	71	10	1	45	5	5	1	30	3	0	0
1,035	884	15	16	55	36	15	17	35	28	5	2
345	99	10	4	15	3	5	1	5	2	0	0
245	1,084	5	8	10	23	0	5	10	38	0	0
50	730	0	0	0	0	0	0	0	23	0	3
0	0	0	0	0	0	0	0	0	0	0	0
35	22	0	0	0	0	0	0	5	2	5	2
50	277	0	1	5	43	0	0	0	2	0	0
8,205	11,178	90	145	1,080	1,619	75	110	255	386	30	7
3,220	4,574	50	86	520	820	20	35	95	143	0	0
1,275	1,063	5	5	225	215	5	12	70	86	0	0
495	485	5	4	20	19	0	0	10	7	0	2
355	183	5	3	20	8	0	0	5	5	0	0
75	78	0	1	10	14	0	2	5	3	0	0
430	899	5	6	25	39	5	13	15	28	0	0
900	206	10	2	90	17	10	3	15	3	25	4
7,540	3,614	75	38	995	483	65	38	240	110	5	1
0	0	0	0	0	0	5	7	0	0	0	0
5	0	0	0	0	0	25	1	0	0	0	0
0	0	0	0	0	0	0	0	0	0	0	0
11,630	40,156	135	584	1,265	4,210	110	405	460	1,236	235	475

Client counts rounded to the nearest multiple of five. Dollars are direct service costs in thousands.

Tables show clients' place of residence, not place of service. Shading is a visual guide only.

Source: DSHS ORDA-NADB FY94 Client Database



White (Non-Hispanic)		Black (Non-Hispanic)		Indian (Non-Hispanic)		Asian (Non-Hispanic)		Hispanic		Unknown Race	
Clients	\$/Thousands	Clients	\$/Thousands	Clients	\$/Thousands	Clients	\$/Thousands	Clients	\$/Thousands	Clients	\$/Thousands
2,415	24,666	35	252	10	58	25	174	15	79	0	14
1,025	401	20	5	5	1	15	3	10	3	0	0
370	875	5	16	0	3	0	0	0	6	0	0
890	3,876	15	62	0	10	15	105	10	57	0	14
140	134	0	3	0	0	0	0	0	0	0	0
160	243	5	1	0	0	0	0	0	0	0	0
1,115	18,456	10	157	5	45	5	66	0	3	0	0
80	21	0	0	0	0	0	0	0	0	0	0
<b>2,110</b>	<b>1,879</b>	<b>140</b>	<b>124</b>	<b>40</b>	<b>33</b>	<b>20</b>	<b>16</b>	<b>70</b>	<b>66</b>	<b>15</b>	<b>11</b>
390	122	45	14	10	4	0	0	10	3	0	0
420	69	35	6	5	1	0	0	5	1	0	0
345	705	25	53	10	16	0	9	10	24	0	7
1,660	780	90	35	30	11	20	5	55	32	10	3
105	77	5	4	0	0	0	0	5	3	0	0
190	102	15	11	5	2	0	1	10	4	0	0
<b>5,580</b>	<b>7,811</b>	<b>320</b>	<b>495</b>	<b>65</b>	<b>206</b>	<b>140</b>	<b>144</b>	<b>255</b>	<b>350</b>	<b>980</b>	<b>495</b>
2,875	1,131	195	77	25	11	90	35	150	54	865	286
150	229	5	6	0	2	5	4	5	6	20	20
725	12	20	0	5	0	15	0	40	1	0	0
280	301	20	19	5	1	0	4	10	16	0	3
125	265	5	12	5	13	5	5	5	4	5	13
950	2,489	85	253	25	82	15	28	40	165	25	67
95	1,394	0	8	5	69	5	20	5	36	0	0
95	363	10	40	5	18	5	19	5	24	20	18
980	1,167	35	49	5	8	10	11	25	41	50	85
265	307	25	31	5	3	5	16	5	1	0	2
<b>935</b>	<b>7,639</b>	<b>20</b>	<b>56</b>	<b>10</b>	<b>62</b>	<b>15</b>	<b>32</b>	<b>15</b>	<b>52</b>	<b>15</b>	<b>197</b>
910	538	20	9	10	5	15	9	15	10	10	4
0	0	0	0	0	0	0	0	0	0	0	0
165	5,074	0	28	0	36	0	0	0	17	5	191
405	1,338	5	10	5	17	5	10	5	16	0	2
180	476	5	9	0	3	5	13	5	8	0	0
40	63	0	0	0	1	0	0	0	0	0	0
35	151	0	0	0	0	0	0	0	0	0	0
<b>115</b>	<b>1,715</b>	<b>10</b>	<b>251</b>	<b>5</b>	<b>40</b>	<b>0</b>	<b>10</b>	<b>10</b>	<b>128</b>	<b>0</b>	<b>9</b>
65	144	5	7	0	6	0	0	5	9	0	0
45	502	5	33	0	6	0	9	5	34	0	9
70	1,069	10	210	5	28	0	1	5	84	0	0
<b>35,425</b>	<b>46,453</b>	<b>1,465</b>	<b>1,374</b>	<b>230</b>	<b>264</b>	<b>1,410</b>	<b>1,770</b>	<b>1,465</b>	<b>1,540</b>	<b>590</b>	<b>364</b>
3,540	0	195	0	20	0	105	0	140	0	30	0
2,565	11,020	65	292	15	63	80	346	115	294	25	58
8,210	1,862	365	76	65	20	230	48	425	84	140	25
5,195	2,528	145	63	40	23	190	123	175	66	60	19
19,565	6,232	585	160	140	38	955	254	775	258	335	79
1,105	257	30	5	10	2	75	11	30	7	15	5
20,720	7,228	640	146	135	31	960	289	800	103	330	33
10,950	2,237	395	60	75	13	545	121	475	92	145	27
14,655	5,744	490	124	100	24	665	133	640	278	200	37
4,425	289	150	8	30	2	130	8	275	18	105	7
18,645	7,816	900	421	115	47	760	361	820	323	175	69
3,045	1,241	40	18	10	4	85	75	40	17	10	5
<b>860</b>	<b>1,503</b>	<b>40</b>	<b>56</b>	<b>5</b>	<b>11</b>	<b>10</b>	<b>13</b>	<b>30</b>	<b>47</b>	<b>50</b>	<b>71</b>
770	615	35	28	5	5	10	6	25	22	50	41
95	60	0	1	0	1	0	0	5	2	0	0
115	49	5	2	0	0	0	0	5	2	5	1
260	113	15	4	0	1	5	1	10	2	15	3
305	403	10	10	5	3	5	2	15	14	10	19
190	140	10	4	0	0	0	0	10	3	10	3
180	119	5	4	0	0	5	3	5	2	10	4
<b>2,655</b>	<b>14,630</b>	<b>90</b>	<b>360</b>	<b>55</b>	<b>160</b>	<b>130</b>	<b>452</b>	<b>115</b>	<b>529</b>	<b>165</b>	<b>286</b>
1,225	2,366	40	45	25	38	110	240	65	177	20	16
705	848	15	4	5	1	10	10	25	58	80	21
1,000	193	50	9	25	5	30	6	55	11	25	4
1,835	1,812	60	47	40	40	105	60	75	57	10	5
1,095	323	25	4	15	2	90	25	25	6	5	1
490	3,115	15	115	5	33	10	39	15	102	5	36
160	3,770	5	80	0	20	5	46	5	71	25	140
0	9	0	0	0	0	0	0	0	0	0	0
140	221	5	1	0	1	5	4	0	1	50	27
400	1,757	10	54	5	18	10	22	10	38	10	36
<b>36,705</b>	<b>50,046</b>	<b>1,650</b>	<b>2,478</b>	<b>260</b>	<b>368</b>	<b>1,445</b>	<b>2,414</b>	<b>1,295</b>	<b>1,874</b>	<b>310</b>	<b>167</b>
14,745	21,291	935	1,284	125	184	525	868	630	867	10	3
6,405	5,857	215	192	30	26	310	400	265	258	45	65
2,535	2,603	115	118	15	15	35	36	65	55	0	3
2,030	786	85	38	15	10	75	21	60	19	5	0
260	188	10	5	0	0	5	4	5	5	0	0
1,300	2,413	45	90	10	19	50	95	20	35	0	0
3,900	777	135	16	40	4	245	111	100	19	210	34
33,460	15,685	1,550	728	235	109	1,255	728	1,240	615	100	57
150	149	0	1	0	0	55	68	0	0	0	0
1,640	190	0	0	0	0	735	78	0	0	65	4
0	0	0	0	0	0	0	0	0	0	0	0
<b>46,635</b>	<b>156,342</b>	<b>1,940</b>	<b>5,447</b>	<b>370</b>	<b>1,203</b>	<b>1,695</b>	<b>5,025</b>	<b>1,765</b>	<b>4,665</b>	<b>1,995</b>	<b>1,615</b>

Client counts rounded to the nearest multiple of five. Dollars are direct service costs in thousands.

Tables show clients' place of residence, not place of service. Shading is a visual guide only.

Source: DSHS ORDA-NADB FY94 Client Database

Columbia	Use Rate %	County Rank	Total		Age 0 - 17		Age 18 - 64		Age Over 64	
			Clients	\$/Thousands	Clients	\$/Thousands	Clients	\$/Thousands	Clients	\$/Thousands
<b>AASA Total</b>	<b>2.49</b>	<b>1</b>	<b>105</b>	<b>1,371</b>	<b>0</b>	<b>25</b>	<b>30</b>	<b>242</b>	<b>70</b>	<b>1,104</b>
Case Mgt & Assmt	0.68	8	30	6	0	0	10	2	15	4
Chore Services	0.35	12	15	33	0	0	0	3	15	30
Personal Care	0.58	6	25	92	0	0	10	43	10	48
Adlt Family Home	0.02	26	0	0	0	0	0	0	0	0
Congregate Care	0.37	1	15	39	0	1	10	30	0	8
Nursing Home	1.45	1	60	1,201	0	24	10	164	50	1,014
Adult Prot Svc	0.02	33	0	0	0	0	0	0	0	0
<b>DASA Total</b>	<b>2.40</b>	<b>2</b>	<b>100</b>	<b>88</b>	<b>10</b>	<b>9</b>	<b>85</b>	<b>78</b>	<b>0</b>	<b>0</b>
Detoxification	0.00	36	0	0	0	0	0	0	0	0
ADATSA Assessmnt	0.17	25	5	1	0	0	5	1	0	0
Residential Tx	0.27	3	10	24	0	7	10	17	0	0
Outpatient Tx	2.31	1	95	62	10	2	85	60	0	0
Opiate Sub Tx	0.00	16	0	0	0	0	0	0	0	0
ADATSA Stipend	0.01	32	0	1	0	0	0	1	0	0
<b>DCFS Total</b>	<b>2.14</b>	<b>30</b>	<b>90</b>	<b>128</b>	<b>70</b>	<b>120</b>	<b>15</b>	<b>8</b>	<b>0</b>	<b>0</b>
CPS Acc Ref-Child	1.34	24	55	23	55	22	0	1	0	0
Family Rec Serv	0.00	39	0	0	0	0	0	0	0	0
First Steps	0.31	28	15	0	0	0	10	0	0	0
Home Services	0.17	6	5	1	5	1	0	1	0	0
Interim Care	0.00	33	0	0	0	0	0	0	0	0
Foster Care	0.47	14	20	74	20	67	0	7	0	0
Group Tx Care	0.00	35	0	0	0	0	0	0	0	0
Adoption	0.06	15	0	13	0	13	0	0	0	0
Emp/Trng CC-Child	0.11	37	5	3	5	3	0	0	0	0
Therapy CC-Child	0.12	28	5	10	5	10	0	0	0	0
<b>DDD Total</b>	<b>0.64</b>	<b>2</b>	<b>25</b>	<b>78</b>	<b>5</b>	<b>5</b>	<b>15</b>	<b>59</b>	<b>5</b>	<b>14</b>
Case Management	0.63	2	25	16	5	4	15	9	5	3
Res Hab Ctr(RHC)	0.00	6	0	0	0	0	0	0	0	0
Comm Residential	0.07	16	5	16	0	0	5	16	0	0
County Services	0.30	3	15	45	0	0	10	34	5	11
Family Supp Svcs	0.02	31	0	1	0	1	0	0	0	0
Prof Supp Svcs	0.05	2	0	1	0	0	0	1	0	0
Supp Cmmtty Supt	0.07	7	5	0	0	0	0	0	0	0
<b>JRA Total</b>	<b>0.14</b>	<b>1</b>	<b>5</b>	<b>112</b>	<b>5</b>	<b>55</b>	<b>0</b>	<b>57</b>	<b>0</b>	<b>0</b>
Parole	0.10	1	5	16	5	11	0	6	0	0
Community Placmt	0.05	3	0	11	0	11	0	0	0	0
JRA Institutions	0.05	8	0	84	0	33	0	51	0	0
<b>MAA Total</b>	<b>24.71</b>	<b>10</b>	<b>1,025</b>	<b>1,135</b>	<b>495</b>	<b>262</b>	<b>395</b>	<b>659</b>	<b>115</b>	<b>215</b>
Eligible No Svc	2.89	11	120	0	60	0	35	0	5	0
Hosp Inpatient	1.98	13	80	260	15	52	45	177	20	31
ER-Outpt & Physn	7.53	8	310	63	185	34	120	29	5	0
Hosp Outpatient	9.36	1	390	94	135	18	185	63	65	12
Physician&Clinic	17.07	10	705	209	355	68	285	138	65	4
Psych Services	0.24	18	10	3	0	1	10	2	0	0
Prescriptions	17.91	6	740	287	330	31	305	155	105	101
Dental Care	6.99	3	290	47	150	21	110	19	25	7
Other Medical	11.26	8	465	92	195	20	225	53	45	20
EPSDT	2.61	20	110	8	90	7	20	1	0	0
Managed Care	0.63	25	25	14	15	9	10	5	0	0
Medicare Premium	3.33	1	140	58	0	0	45	19	90	38
<b>DVR Total</b>	<b>0.57</b>	<b>10</b>	<b>25</b>	<b>17</b>	<b>0</b>	<b>0</b>	<b>25</b>	<b>17</b>	<b>0</b>	<b>0</b>
Regular Case Mgt	0.29	34	10	7	0	0	10	7	0	0
SE Case Mgt	0.29	1	10	7	0	0	10	7	0	0
Assess Job Skill	0.00	35	0	0	0	0	0	0	0	0
Med/Psych Svc	0.07	26	5	1	0	0	5	1	0	0
Trng,Educ,Supl	0.02	37	0	1	0	0	0	1	0	0
Personal Support	0.05	30	0	1	0	0	0	1	0	0
Work Support	0.02	36	0	0	0	0	0	0	0	0
<b>MHD Total</b>	<b>4.03</b>	<b>3</b>	<b>165</b>	<b>989</b>	<b>50</b>	<b>118</b>	<b>100</b>	<b>826</b>	<b>20</b>	<b>45</b>
Case Management	1.74	1	70	403	25	55	40	324	10	24
Crisis Services	1.10	7	45	12	10	2	30	9	5	1
Intake-CMH Pr	0.67	18	30	4	15	2	10	2	0	0
Outpatient Tx	2.76	3	115	380	35	21	70	341	10	19
Medication Mgt	1.16	2	50	11	0	0	40	10	5	1
Day Treatment	0.42	3	15	34	0	1	15	33	0	1
State Institutns	0.07	10	5	81	0	0	5	81	0	0
Chld Stdy Tx Ctr	0.00	6	0	0	0	0	0	0	0	0
ITA-Comm Hosp	0.24	1	10	10	0	0	10	10	0	0
Comm Psych Inp	0.29	2	10	51	5	37	10	13	0	1
<b>ESA Total</b>	<b>21.89</b>	<b>8</b>	<b>905</b>	<b>1,096</b>	<b>385</b>	<b>568</b>	<b>460</b>	<b>486</b>	<b>55</b>	<b>40</b>
Regular AFDC	7.42	16	305	435	200	281	110	154	0	0
Employable AFDC	4.43	8	185	171	90	87	90	84	0	0
ESA ChildCare	0.36	37	15	14	15	14	0	0	0	0
JOBS	1.29	10	55	27	0	0	55	27	0	0
Pregnancy Grant	0.27	1	10	12	5	4	10	8	0	0
GA-U and GA-X	0.15	37	5	8	0	0	5	8	0	0
SSI Sup & ABP	2.88	2	120	28	5	1	70	18	35	8
Food Assistance	19.73	8	815	400	365	183	405	185	45	32
Refugee Grants	0.00	17	0	0	0	0	0	0	0	0
Refugee Self-suf	0.02	25	0	0	0	0	0	0	0	0
Refugee UM	0.00	2	0	0	0	0	0	0	0	0
<b>DSHS Agency Total</b>	<b>33.63</b>	<b>7</b>	<b>1,395</b>	<b>5,015</b>	<b>575</b>	<b>1,162</b>	<b>645</b>	<b>2,433</b>	<b>145</b>	<b>1,419</b>

Client counts rounded to the nearest multiple of five. Dollars are direct service costs in thousands. Tables show clients' place of residence, not place of service. Shading is a visual guide only.

Source: DSHS ORDA-NADB FY94 Client Database

White (Non-Hispanic)		Black (Non-Hispanic)		Indian (Non-Hispanic)		Asian (Non-Hispanic)		Hispanic		Unknown Race	
Clients	\$/Thousands	Clients	\$/Thousands	Clients	\$/Thousands	Clients	\$/Thousands	Clients	\$/Thousands	Clients	\$/Thousands
100	1,327	0	0	0	24	0	0	5	20	0	0
25	5	0	0	0	0	0	0	5	0	0	0
15	32	0	0	0	0	0	0	0	1	0	0
20	73	0	0	0	0	0	0	5	19	0	0
0	0	0	0	0	0	0	0	0	0	0	0
15	39	0	0	0	0	0	0	0	0	0	0
60	1,177	0	0	0	24	0	0	0	0	0	0
0	0	0	0	0	0	0	0	0	0	0	0
90	85	0	0	0	1	0	0	5	2	0	0
0	0	0	0	0	0	0	0	0	0	0	0
5	1	0	0	0	0	0	0	0	0	0	0
10	24	0	0	0	0	0	0	0	0	0	0
90	59	0	0	0	1	0	0	5	2	0	0
0	0	0	0	0	0	0	0	0	0	0	0
0	1	0	0	0	0	0	0	0	0	0	0
70	91	0	1	0	14	0	0	10	20	5	2
45	19	0	0	0	1	0	0	5	1	5	2
0	0	0	0	0	0	0	0	0	0	0	0
10	0	0	0	0	0	0	0	5	0	0	0
5	1	0	0	0	0	0	0	0	0	0	0
0	0	0	0	0	0	0	0	0	0	0	0
15	56	0	0	0	1	0	0	5	17	0	0
0	0	0	0	0	0	0	0	0	0	0	0
0	0	0	1	0	12	0	0	0	0	0	0
0	0	0	0	0	1	0	0	0	1	0	0
5	10	0	0	0	0	0	0	0	0	0	0
25	76	0	0	0	0	0	0	0	2	0	0
25	15	0	0	0	0	0	0	0	1	0	0
0	0	0	0	0	0	0	0	0	0	0	0
0	16	0	0	0	0	0	0	0	0	0	0
10	44	0	0	0	0	0	0	0	1	0	0
0	1	0	0	0	0	0	0	0	0	0	0
0	1	0	0	0	0	0	0	0	0	0	0
5	0	0	0	0	0	0	0	0	0	0	0
5	106	0	0	0	0	0	0	0	6	0	0
5	11	0	0	0	0	0	0	0	6	0	0
0	11	0	0	0	0	0	0	0	0	0	0
0	84	0	0	0	0	0	0	0	0	0	0
820	963	0	1	5	6	0	0	185	157	15	7
95	0	0	0	0	0	0	0	25	0	0	0
65	219	0	0	0	0	0	0	20	40	0	0
250	53	0	0	0	0	0	0	55	10	5	1
325	75	0	0	0	0	0	0	60	18	0	0
565	173	0	0	5	0	0	0	130	34	10	1
10	2	0	0	0	1	0	0	0	0	0	0
615	263	0	1	0	1	0	0	105	21	10	1
220	36	0	0	0	1	0	0	65	10	5	1
370	70	0	0	0	2	0	0	85	19	5	1
75	6	0	0	0	0	0	0	25	2	5	0
25	12	0	0	0	0	0	0	0	0	5	2
130	54	0	0	0	0	0	0	10	3	0	0
20	16	0	0	0	0	0	0	0	1	0	0
10	5	0	0	0	0	0	0	0	1	0	0
10	7	0	0	0	0	0	0	0	0	0	0
0	0	0	0	0	0	0	0	0	0	0	0
0	1	0	0	0	0	0	0	0	0	0	0
0	1	0	0	0	0	0	0	0	0	0	0
0	1	0	0	0	0	0	0	0	0	0	0
0	0	0	0	0	0	0	0	0	0	0	0
130	770	0	2	5	22	0	5	15	163	20	27
60	356	0	0	0	0	0	5	10	39	0	3
35	8	0	0	0	0	0	0	5	3	5	1
25	3	0	0	0	0	0	0	0	0	0	0
95	341	0	0	0	1	0	0	10	33	10	5
45	10	0	0	0	0	0	0	5	1	0	0
15	29	0	2	0	0	0	0	5	4	0	0
0	2	0	0	0	0	0	0	0	80	0	0
0	0	0	0	0	0	0	0	0	0	0	0
5	4	0	0	0	0	0	0	0	2	5	4
10	14	0	0	0	21	0	0	0	1	0	14
755	921	0	3	0	0	0	3	140	168	10	0
250	351	0	3	0	0	0	3	55	79	0	0
160	151	0	0	0	0	0	0	25	21	0	0
10	12	0	0	0	0	0	0	5	2	0	0
50	25	0	0	0	0	0	0	5	2	0	0
10	11	0	0	0	0	0	0	0	1	0	0
5	7	0	0	0	0	0	0	0	1	0	0
100	26	0	0	0	0	0	0	10	1	10	0
690	338	0	1	0	0	0	1	125	61	0	0
0	0	0	0	0	0	0	0	0	0	0	0
0	0	0	0	0	0	0	0	0	0	0	0
0	0	0	0	0	0	0	0	0	0	0	0
1,115	4,355	0	7	10	68	5	9	220	539	45	36

Client counts rounded to the nearest multiple of five. Dollars are direct service costs in thousands. Tables show clients' place of residence, not place of service. Shading is a visual guide only.

Source: DSHS ORDA-NADB FY94 Client Database





White (Non-Hispanic)		Black (Non-Hispanic)		Indian (Non-Hispanic)		Asian (Non-Hispanic)		Hispanic		Unknown Race	
Clients	\$/Thousands	Clients	\$/Thousands	Clients	\$/Thousands	Clients	\$/Thousands	Clients	\$/Thousands	Clients	\$/Thousands
1,030	10,301	5	21	5	35	5	29	5	39	0	0
425	143	0	1	5	2	0	0	0	0	0	0
200	562	0	3	0	1	5	16	0	3	0	0
320	1,517	5	18	5	7	0	13	0	0	0	0
20	12	0	0	0	0	0	0	0	0	0	0
20	31	0	0	0	0	0	0	0	0	0	0
540	7,922	0	0	0	25	0	0	0	35	0	0
45	12	0	0	0	0	0	0	0	1	0	0
<b>815</b>	<b>844</b>	<b>20</b>	<b>17</b>	<b>20</b>	<b>13</b>	<b>5</b>	<b>2</b>	<b>40</b>	<b>39</b>	<b>10</b>	<b>3</b>
75	90	0	1	0	2	0	0	0	0	0	1
205	33	10	1	5	1	0	0	5	1	0	0
165	309	5	5	0	1	0	0	5	20	0	1
625	357	15	8	15	7	5	2	35	16	5	1
10	6	0	0	0	0	0	0	0	0	0	0
85	42	5	2	5	2	0	0	5	2	0	0
<b>1,690</b>	<b>2,627</b>	<b>25</b>	<b>65</b>	<b>40</b>	<b>183</b>	<b>25</b>	<b>28</b>	<b>125</b>	<b>206</b>	<b>80</b>	<b>119</b>
1,005	362	10	4	15	7	15	4	80	35	50	16
45	36	0	3	0	0	0	1	5	4	0	1
250	4	0	0	0	0	5	0	25	0	0	0
70	25	0	1	5	1	0	0	5	1	0	0
25	64	0	0	0	0	0	0	0	1	0	2
345	1,093	5	19	30	138	5	20	45	131	15	90
45	621	0	26	5	18	0	0	0	11	0	0
35	105	5	2	5	7	0	2	0	0	10	2
140	152	0	1	0	6	0	1	5	7	5	6
105	146	5	10	5	6	0	0	20	15	0	1
<b>355</b>	<b>2,691</b>	<b>0</b>	<b>0</b>	<b>5</b>	<b>10</b>	<b>5</b>	<b>4</b>	<b>5</b>	<b>4</b>	<b>0</b>	<b>0</b>
350	199	0	0	5	2	5	2	5	2	0	0
0	0	0	0	0	0	0	0	0	0	0	0
90	1,866	0	0	0	8	0	0	0	0	0	0
150	424	0	0	0	0	0	2	0	3	0	0
30	134	0	0	0	0	0	0	0	0	0	0
5	1	0	0	0	0	0	0	0	0	0	0
35	67	0	0	0	0	0	0	0	0	0	0
<b>65</b>	<b>1,252</b>	<b>0</b>	<b>5</b>	<b>0</b>	<b>54</b>	<b>5</b>	<b>85</b>	<b>5</b>	<b>134</b>	<b>5</b>	<b>17</b>
35	77	0	0	0	0	5	12	0	4	0	0
25	210	0	0	0	38	5	39	0	24	0	8
50	965	0	5	0	16	5	35	5	106	0	9
<b>15,250</b>	<b>22,909</b>	<b>120</b>	<b>146</b>	<b>145</b>	<b>206</b>	<b>355</b>	<b>365</b>	<b>690</b>	<b>965</b>	<b>185</b>	<b>102</b>
1,245	0	10	0	10	0	5	0	55	0	0	0
1,450	5,655	10	29	15	59	20	33	85	335	10	25
4,170	1,038	30	8	45	15	45	8	200	43	50	9
3,110	1,239	20	11	30	6	60	14	140	47	20	3
9,965	3,107	65	19	100	31	250	61	455	178	115	21
370	113	5	3	0	0	5	0	15	4	0	1
10,450	3,836	65	21	105	25	260	50	450	45	115	12
3,620	732	30	3	35	5	125	24	150	28	40	5
5,940	2,035	50	8	60	14	150	24	255	70	55	5
1,945	151	15	1	25	2	50	4	140	11	50	3
8,480	4,471	70	40	80	46	235	137	400	199	45	17
1,310	531	5	2	5	3	10	9	5	6	0	1
<b>315</b>	<b>465</b>	<b>5</b>	<b>3</b>	<b>5</b>	<b>6</b>	<b>0</b>	<b>0</b>	<b>5</b>	<b>2</b>	<b>5</b>	<b>5</b>
285	221	5	2	5	2	0	0	5	2	5	2
30	20	0	0	0	0	0	0	0	0	0	0
35	15	0	0	0	1	0	0	0	0	0	0
40	24	0	0	0	0	0	0	0	0	0	0
85	99	0	0	0	0	0	0	0	0	0	1
40	15	0	0	0	0	0	0	0	0	0	1
45	35	0	0	0	0	0	0	0	0	0	1
<b>1,310</b>	<b>5,427</b>	<b>10</b>	<b>63</b>	<b>20</b>	<b>39</b>	<b>30</b>	<b>130</b>	<b>35</b>	<b>223</b>	<b>25</b>	<b>178</b>
500	932	5	10	10	18	30	113	15	93	0	2
265	68	5	1	0	0	0	1	10	1	0	0
505	96	5	1	10	1	10	2	20	3	0	0
875	871	5	2	15	14	20	5	20	61	0	2
380	55	5	3	5	0	20	3	10	1	0	0
120	480	0	0	0	0	0	0	0	0	0	0
50	1,614	0	26	0	3	0	0	0	12	10	150
5	130	0	0	0	0	0	0	0	4	0	0
55	131	0	0	0	0	0	6	0	4	10	7
230	976	5	21	0	1	0	0	5	44	0	16
<b>15,735</b>	<b>23,269</b>	<b>135</b>	<b>227</b>	<b>145</b>	<b>268</b>	<b>370</b>	<b>776</b>	<b>530</b>	<b>825</b>	<b>80</b>	<b>19</b>
7,180	11,040	75	122	90	145	165	288	295	433	0	2
2,555	2,412	15	16	15	24	70	106	110	95	0	0
920	740	0	4	5	4	15	9	15	11	0	2
925	354	10	7	15	8	50	25	15	5	0	2
125	95	0	0	0	0	0	0	5	2	0	0
425	801	5	12	5	11	15	23	10	18	0	0
1,890	409	15	1	15	3	50	18	20	4	75	13
14,370	7,337	125	64	130	72	310	215	515	256	0	1
0	0	0	0	0	0	20	27	0	0	0	0
60	11	0	0	0	0	275	64	0	0	0	0
0	0	0	0	0	0	0	0	0	0	0	0
<b>19,360</b>	<b>69,785</b>	<b>155</b>	<b>547</b>	<b>185</b>	<b>813</b>	<b>415</b>	<b>1,419</b>	<b>800</b>	<b>2,437</b>	<b>355</b>	<b>442</b>

Client counts rounded to the nearest multiple of five. Dollars are direct service costs in thousands.

Tables show clients' place of residence, not place of service. Shading is a visual guide only.

Source: DSHS ORDA-NADB FY94 Client Database



White (Non-Hispanic)		Black (Non-Hispanic)		Indian (Non-Hispanic)		Asian (Non-Hispanic)		Hispanic		Unknown Race	
Clients	\$/Thousands	Clients	\$/Thousands	Clients	\$/Thousands	Clients	\$/Thousands	Clients	\$/Thousands	Clients	\$/Thousands
195	1,907	0	0	0	1	0	0	5	61	0	0
60	26	0	0	0	0	0	0	5	2	0	0
25	42	0	0	0	1	0	0	0	0	0	0
80	286	0	0	0	0	0	0	5	33	0	0
0	3	0	0	0	0	0	0	0	0	0	0
10	16	0	0	0	0	0	0	0	0	0	0
95	1,530	0	0	0	0	0	0	0	27	0	0
10	3	0	0	0	0	0	0	0	0	0	0
160	91	5	7	10	5	0	0	50	11	0	0
20	7	0	0	0	0	0	0	0	0	0	0
20	3	0	0	0	0	0	0	0	0	0	0
15	32	0	6	0	0	0	0	0	1	0	0
150	49	0	0	10	4	0	0	50	9	0	0
0	0	0	0	0	0	0	0	0	0	0	0
0	0	0	0	0	0	0	0	0	0	0	0
430	522	0	9	15	42	0	0	785	611	20	8
150	56	0	0	0	0	0	0	50	17	5	2
25	90	0	0	0	0	0	0	5	9	0	0
120	2	0	0	0	0	0	0	105	2	0	0
20	9	0	0	5	1	0	0	5	2	0	0
15	3	0	0	0	0	0	0	5	0	0	0
55	132	0	7	10	38	0	0	15	47	5	0
0	82	0	0	0	0	0	0	0	14	0	0
0	3	0	0	0	0	0	0	5	4	5	1
70	108	0	0	0	1	0	0	615	508	5	5
25	38	0	2	0	1	0	0	5	8	0	0
80	529	0	18	0	1	0	0	15	14	0	0
75	43	0	1	0	1	0	0	15	7	0	0
0	0	0	0	0	0	0	0	0	0	0	0
30	353	0	13	0	0	0	0	0	0	0	0
20	85	0	4	0	0	0	0	5	5	0	0
10	45	0	0	0	0	0	0	0	1	0	0
0	1	0	0	0	0	0	0	0	0	0	0
10	2	0	0	0	0	0	0	0	0	0	0
10	213	0	0	0	37	0	0	0	68	0	0
5	13	0	0	0	0	0	0	0	0	0	0
5	39	0	0	0	37	0	0	0	39	0	0
10	162	0	0	0	0	0	0	0	29	0	0
2,680	3,787	10	7	50	53	15	15	1,935	2,061	80	37
210	0	0	0	0	0	0	0	345	0	5	0
305	1,095	0	0	5	17	0	0	215	898	0	5
705	128	5	0	20	5	0	0	530	84	25	4
475	192	5	1	15	4	0	2	355	75	15	4
1,910	781	10	2	45	14	10	3	1,310	566	45	11
40	9	0	0	0	0	0	0	5	2	0	0
1,880	667	10	2	35	8	10	4	1,085	111	35	4
760	170	5	1	15	2	5	0	375	81	15	1
1,190	267	5	1	35	1	5	1	700	161	20	2
465	39	0	0	10	1	0	0	520	50	20	2
625	331	0	0	0	1	0	1	80	32	10	5
270	108	0	0	0	0	5	3	5	1	0	0
75	97	0	0	0	2	5	8	5	9	0	0
70	51	0	0	0	1	5	2	5	4	0	0
5	2	0	0	0	0	0	0	0	0	0	0
0	0	0	0	0	0	0	0	0	0	0	0
10	2	0	0	0	0	0	0	0	1	0	0
20	21	0	0	0	0	0	5	0	2	0	0
10	8	0	0	0	0	0	0	0	1	0	0
20	13	0	0	0	1	0	1	0	1	0	0
335	698	5	34	5	2	0	7	65	131	5	1
85	216	0	10	0	0	0	6	25	26	0	0
195	61	5	7	5	1	0	0	30	10	0	0
125	19	0	0	0	0	0	0	40	7	0	0
150	100	0	6	0	0	0	0	35	34	0	1
100	24	0	0	0	0	0	1	5	1	0	0
10	11	0	5	0	0	0	0	0	0	0	0
5	18	0	0	0	0	0	0	0	0	0	0
0	60	0	0	0	0	0	0	0	24	0	0
5	17	0	0	0	0	0	0	0	8	0	0
25	171	0	6	0	2	0	0	0	23	0	0
2,435	3,424	10	25	50	87	10	14	1,170	785	20	9
1,015	1,436	10	14	35	52	5	8	230	239	0	2
320	309	5	0	5	1	0	1	150	87	0	0
275	293	0	1	0	0	0	0	35	22	0	1
200	117	5	1	5	1	0	0	25	17	0	0
20	15	0	0	0	0	0	0	5	1	0	0
90	169	0	0	0	5	0	0	10	16	0	0
240	58	0	0	5	0	5	0	30	8	15	5
2,165	1,021	10	7	50	27	10	5	1,135	393	5	1
0	0	0	0	0	0	0	0	0	0	0	0
15	1	0	0	0	0	0	0	5	0	0	0
0	0	0	0	0	0	0	0	0	0	0	0
3,535	11,267	15	100	75	229	15	45	2,665	3,751	115	55

Client counts rounded to the nearest multiple of five. Dollars are direct service costs in thousands. Tables show clients' place of residence, not place of service. Shading is a visual guide only.

Source: DSHS ORDA-NADB FY94 Client Database



White (Non-Hispanic)		Black (Non-Hispanic)		Indian (Non-Hispanic)		Asian (Non-Hispanic)		Hispanic		Unknown Race	
Clients	\$/Thousands	Clients	\$/Thousands	Clients	\$/Thousands	Clients	\$/Thousands	Clients	\$/Thousands	Clients	\$/Thousands
75	603	0	0	25	157	0	0	0	0	0	0
40	13	0	0	20	10	0	0	0	0	0	0
30	84	0	0	10	39	0	0	0	0	0	0
30	152	0	0	15	73	0	0	0	0	0	0
0	0	0	0	0	0	0	0	0	0	0	0
0	0	0	0	0	0	0	0	0	0	0	0
20	352	0	0	5	33	0	0	0	0	0	0
5	2	0	0	0	1	0	0	0	0	0	0
120	101	0	0	50	53	0	0	0	1	0	0
0	0	0	0	0	0	0	0	0	0	0	0
25	4	0	0	20	3	0	0	0	0	0	0
15	40	0	0	20	35	0	0	0	0	0	0
100	55	0	0	40	15	0	0	0	0	0	0
0	0	0	0	0	0	0	0	0	0	0	0
0	2	0	0	0	1	0	0	0	1	0	0
170	182	0	0	50	42	0	0	15	31	0	0
95	33	0	0	15	6	0	0	0	1	0	0
10	7	0	0	0	0	0	0	0	0	0	0
35	1	0	0	20	0	0	0	0	0	0	0
5	0	0	0	0	0	0	0	0	0	0	0
0	0	0	0	0	0	0	0	0	0	0	0
25	94	0	0	15	24	0	0	0	28	0	0
0	4	0	0	0	5	0	0	0	0	0	0
0	0	0	0	0	0	0	0	0	0	0	0
15	15	0	0	0	2	0	0	10	2	0	0
10	6	0	0	0	2	0	0	0	0	0	0
20	62	0	0	5	13	0	0	5	18	0	0
20	13	0	0	5	3	0	0	5	4	0	0
0	0	0	0	0	0	0	0	0	0	0	0
5	4	0	0	0	0	0	0	0	0	0	0
20	45	0	0	0	0	0	0	5	6	0	0
0	0	0	0	0	10	0	0	0	8	0	0
0	0	0	0	0	0	0	0	0	0	0	0
5	0	0	0	0	0	0	0	0	0	0	0
5	138	0	0	0	0	0	0	0	0	0	0
0	4	0	0	0	0	0	0	0	0	0	0
5	38	0	0	0	0	0	0	0	0	0	0
5	96	0	0	0	0	0	0	0	0	0	0
1,055	1,541	0	0	345	451	5	0	15	47	25	98
100	0	0	0	35	0	0	0	0	0	0	0
90	456	0	0	55	212	0	0	0	0	5	67
245	70	0	0	75	21	0	0	5	2	5	1
300	101	0	0	70	23	0	0	5	1	5	7
590	211	0	0	275	99	5	0	10	5	15	14
10	3	0	0	0	0	0	0	0	0	0	0
715	211	0	0	150	21	5	0	10	2	10	3
325	62	0	0	60	8	0	0	5	1	5	0
480	95	0	0	155	33	0	0	10	36	10	5
95	6	0	0	25	1	0	0	0	0	5	0
410	296	0	0	45	23	0	0	0	1	10	1
75	29	0	0	25	10	0	0	0	0	0	0
20	36	0	1	0	3	0	0	0	0	0	0
20	12	0	1	0	2	0	0	0	0	0	0
0	1	0	0	0	0	0	0	0	0	0	0
0	0	0	0	0	0	0	0	0	0	0	0
0	5	0	0	0	0	0	0	0	0	0	0
5	7	0	0	0	0	0	0	0	0	0	0
5	3	0	0	0	1	0	0	0	0	0	0
5	9	0	0	0	0	0	0	0	0	0	0
45	234	0	0	5	40	0	0	0	19	0	16
30	114	0	0	5	3	0	0	0	0	0	15
20	12	0	0	5	1	0	0	0	0	0	0
15	3	0	0	5	1	0	0	0	0	0	0
25	12	0	0	0	0	0	0	0	0	0	0
15	3	0	0	0	0	0	0	0	0	0	0
0	0	0	0	0	0	0	0	0	0	0	0
5	14	0	0	0	0	0	0	0	0	0	0
0	0	0	0	0	0	0	0	0	0	0	0
0	7	0	0	0	0	0	0	0	0	0	0
5	57	0	0	0	35	0	0	0	19	0	0
1,000	1,337	5	1	330	491	5	11	10	14	10	3
365	500	0	0	185	283	5	8	0	1	0	0
195	166	0	0	15	14	0	0	5	4	0	0
45	48	0	0	20	13	0	0	0	0	0	1
55	22	0	0	5	2	0	0	0	0	0	0
5	6	0	0	0	3	0	0	0	0	0	0
70	130	0	0	10	22	0	0	0	4	0	0
100	35	0	0	35	13	0	0	5	0	5	2
910	420	5	1	280	138	5	2	10	5	0	0
0	0	0	0	0	0	0	0	0	0	0	0
0	0	0	0	0	0	0	0	0	0	0	0
0	0	0	0	0	0	0	0	0	0	0	0
1,375	4,234	5	2	450	1,250	5	11	25	131	35	117

Client counts rounded to the nearest multiple of five. Dollars are direct service costs in thousands. Tables show clients' place of residence, not place of service. Shading is a visual guide only.

Source: DSHS ORDA-NADB FY94 Client Database



White (Non-Hispanic)		Black (Non-Hispanic)		Indian (Non-Hispanic)		Asian (Non-Hispanic)		Hispanic		Unknown Race	
Clients	\$/Thousands	Clients	\$/Thousands	Clients	\$/Thousands	Clients	\$/Thousands	Clients	\$/Thousands	Clients	\$/Thousands
250	2,680	20	142	0	0	0	13	25	145	5	7
70	26	5	2	0	0	0	0	10	2	0	0
20	41	5	9	0	0	0	0	0	1	0	0
70	264	15	58	0	0	0	13	15	57	0	0
15	12	0	4	0	0	0	0	0	0	0	0
20	32	0	0	0	0	0	0	0	2	0	0
130	2,130	5	67	0	0	0	0	5	78	0	7
10	4	0	0	0	0	0	0	5	0	0	0
220	169	35	34	5	20	5	0	260	131	0	0
60	16	10	3	0	0	0	0	5	1	0	0
55	8	10	1	0	0	0	0	20	3	0	0
30	72	5	16	0	18	0	0	10	24	0	0
150	65	25	10	5	1	5	0	245	96	0	0
0	0	0	0	0	0	0	0	0	0	0	0
10	8	0	3	0	0	0	0	10	7	0	0
735	668	80	119	30	35	15	22	2,295	1,939	55	22
355	144	40	16	20	9	5	2	395	154	45	15
20	46	5	6	0	0	0	3	10	21	0	0
115	2	10	0	5	0	10	0	305	5	0	0
10	7	0	0	0	0	0	0	0	0	0	0
0	0	0	0	0	0	0	0	0	0	0	0
50	168	15	77	10	21	0	13	25	97	0	0
0	0	0	0	0	0	0	0	0	0	0	0
5	23	0	4	0	0	0	0	5	11	5	1
210	254	15	11	0	0	0	5	1,620	1,607	5	6
25	24	5	6	5	4	0	0	35	43	0	0
115	369	10	59	0	0	5	2	85	113	0	2
120	70	10	6	0	0	5	2	85	49	0	1
0	0	0	0	0	0	0	0	0	0	0	0
20	66	5	49	0	0	0	0	10	19	0	0
45	85	0	3	0	0	0	0	20	23	0	1
5	26	0	0	0	0	0	0	10	16	0	0
0	5	0	0	0	0	0	0	5	1	0	0
25	118	5	0	0	0	0	0	15	5	0	0
10	95	10	210	0	0	0	27	30	609	0	0
5	13	0	2	0	0	0	0	15	27	0	0
5	24	0	2	0	0	0	0	20	216	0	0
5	58	5	206	0	0	0	27	20	366	0	0
3,465	5,132	485	687	55	61	210	239	9,565	9,509	245	132
535	0	70	0	15	0	45	0	1,975	0	0	0
395	1,664	45	262	5	28	10	95	880	3,328	10	16
1,235	326	170	39	20	6	45	9	3,150	657	80	14
885	554	110	60	10	2	40	13	1,455	648	40	13
2,295	1,019	325	134	30	12	135	45	6,310	2,831	165	41
40	10	10	1	0	0	0	1	5	2	5	2
2,390	823	330	103	25	5	145	32	6,330	895	165	14
695	122	95	15	0	1	50	15	1,560	275	35	4
1,620	399	225	46	25	5	90	18	4,115	649	80	17
625	49	95	7	10	1	25	2	2,615	176	70	4
75	39	10	3	0	0	0	1	20	6	20	6
335	127	45	17	0	0	5	7	90	42	0	2
125	149	20	25	0	0	0	0	55	58	5	2
115	78	15	10	0	0	0	0	55	36	5	2
10	7	5	2	0	0	0	0	0	0	0	0
10	5	0	0	0	0	0	0	0	1	0	0
35	12	5	1	0	0	0	0	10	5	0	0
25	31	5	4	0	0	0	0	5	1	0	0
15	6	5	5	0	0	0	0	0	0	0	0
20	10	5	3	0	0	0	0	5	2	0	0
330	1,450	30	164	15	12	10	43	145	430	40	50
140	241	15	34	5	2	5	6	75	103	10	22
30	7	0	0	0	0	0	0	5	2	5	0
130	20	10	1	5	1	5	1	75	11	10	1
205	119	15	7	15	3	5	1	100	59	15	6
135	37	15	4	5	1	5	1	40	6	10	1
40	120	5	25	5	3	5	15	5	6	5	1
20	548	5	57	0	3	0	0	5	159	0	7
0	0	0	0	0	0	0	0	0	0	0	0
20	74	5	11	0	0	0	9	10	32	10	11
30	273	5	24	0	0	0	10	5	52	0	1
3,900	4,493	615	865	80	94	235	381	7,335	8,233	165	144
1,400	1,934	295	467	35	50	95	163	2,665	3,569	0	0
525	388	55	35	5	2	20	20	1,520	1,132	15	18
170	217	35	41	5	3	5	1	235	235	110	107
200	74	25	7	5	1	15	4	350	95	0	0
50	43	5	5	0	1	0	0	45	38	0	0
135	220	15	27	5	3	5	15	55	73	0	0
370	78	70	10	5	0	30	16	260	61	25	6
3,630	1,500	560	268	80	32	185	102	7,145	3,019	20	11
20	12	0	0	0	0	25	31	5	3	0	2
95	13	0	1	0	0	155	29	5	0	0	0
0	0	0	0	0	0	0	0	0	0	0	0
5,285	15,204	700	2,304	115	222	260	729	11,985	21,167	490	359

Client counts rounded to the nearest multiple of five. Dollars are direct service costs in thousands. Tables show clients' place of residence, not place of service. Shading is a visual guide only.

Source: DSHS ORDA-NADB FY94 Client Database

Garfield	Use Rate %	County Rank	Total		Age 0 - 17		Age 18 - 64		Age Over 64	
			Clients	\$/Thousands	Clients	\$/Thousands	Clients	\$/Thousands	Clients	\$/Thousands
<b>AASA Total</b>	<b>1.67</b>	<b>8</b>	<b>40</b>	<b>663</b>	<b>0</b>	<b>0</b>	<b>0</b>	<b>52</b>	<b>40</b>	<b>611</b>
Case Mgt & Assmt	0.26	28	5	2	0	0	0	0	5	2
Chore Services	0.12	34	5	5	0	0	0	0	5	5
Personal Care	0.34	23	10	63	0	0	0	0	10	63
Adlt Family Home	0.04	15	0	0	0	0	0	0	0	0
Congregate Care	0.00	36	0	0	0	0	0	0	0	0
Nursing Home	1.36	3	30	593	0	0	0	52	30	541
Adult Prot Svc	0.04	20	0	1	0	0	0	0	0	1
<b>DASA Total</b>	<b>0.80</b>	<b>30</b>	<b>20</b>	<b>7</b>	<b>0</b>	<b>0</b>	<b>15</b>	<b>6</b>	<b>0</b>	<b>0</b>
Detoxification	0.00	36	0	0	0	0	0	0	0	0
ADATSA Assessmnt	0.13	30	5	0	0	0	5	0	0	0
Residential Tx	0.00	39	0	0	0	0	0	0	0	0
Outpatient Tx	0.77	20	20	6	0	0	15	6	0	0
Opiate Sub Tx	0.00	16	0	0	0	0	0	0	0	0
ADATSA Stipend	0.00	37	0	0	0	0	0	0	0	0
<b>DCFS Total</b>	<b>1.79</b>	<b>36</b>	<b>40</b>	<b>11</b>	<b>30</b>	<b>11</b>	<b>10</b>	<b>0</b>	<b>0</b>	<b>0</b>
CPS Acc Ref-Child	1.23	27	30	10	30	9	0	0	0	0
Family Rec Serv	0.04	34	0	1	0	1	0	0	0	0
First Steps	0.47	21	10	0	0	0	10	0	0	0
Home Services	0.00	39	0	0	0	0	0	0	0	0
Interim Care	0.00	33	0	0	0	0	0	0	0	0
Foster Care	0.00	39	0	0	0	0	0	0	0	0
Group Tx Care	0.00	35	0	0	0	0	0	0	0	0
Adoption	0.04	26	0	0	0	0	0	0	0	0
Emp/Trng CC-Child	0.04	39	0	1	0	1	0	0	0	0
Therapy CC-Child	0.00	39	0	0	0	0	0	0	0	0
<b>DDD Total</b>	<b>0.32</b>	<b>32</b>	<b>5</b>	<b>11</b>	<b>5</b>	<b>3</b>	<b>5</b>	<b>8</b>	<b>0</b>	<b>0</b>
Case Management	0.35	26	10	5	5	3	5	2	0	0
Res Hab Ctr(RHC)	0.00	6	0	0	0	0	0	0	0	0
Comm Residential	0.04	29	0	2	0	0	0	2	0	0
County Services	0.08	36	0	3	0	0	0	3	0	0
Family Supp Svcs	0.01	37	0	1	0	1	0	0	0	0
Prof Supp Svcs	0.04	3	0	0	0	0	0	0	0	0
Supp Cmnty Supt	0.00	35	0	0	0	0	0	0	0	0
<b>JRA Total</b>	<b>0.04</b>	<b>32</b>	<b>0</b>	<b>5</b>	<b>0</b>	<b>5</b>	<b>0</b>	<b>0</b>	<b>0</b>	<b>0</b>
Parole	0.04	12	0	5	0	5	0	0	0	0
Community Placmt	0.00	38	0	0	0	0	0	0	0	0
JRA Institutions	0.00	38	0	0	0	0	0	0	0	0
<b>MAA Total</b>	<b>13.21</b>	<b>31</b>	<b>310</b>	<b>350</b>	<b>150</b>	<b>115</b>	<b>105</b>	<b>174</b>	<b>40</b>	<b>61</b>
Eligible No Svc	1.83	21	45	0	20	0	15	0	0	0
Hosp Inpatient	1.23	29	30	117	5	51	20	63	5	3
ER-Outpt & Physn	3.42	26	80	21	50	8	30	13	0	0
Hosp Outpatient	3.83	19	90	21	15	5	50	13	25	3
Physician&Clinic	9.29	25	220	59	110	26	80	30	25	2
Psych Services	0.13	34	5	0	0	0	5	0	0	0
Prescriptions	8.95	29	210	71	95	7	80	32	35	33
Dental Care	2.99	33	70	14	35	6	30	7	5	1
Other Medical	5.17	32	120	16	50	4	55	10	15	2
EPSTD	2.55	21	60	6	50	5	10	1	0	0
Managed Care	0.34	33	10	6	5	4	5	3	0	0
Medicare Premium	2.10	6	50	20	0	0	10	4	40	16
<b>DVR Total</b>	<b>0.09</b>	<b>39</b>	<b>0</b>	<b>3</b>	<b>0</b>	<b>0</b>	<b>0</b>	<b>3</b>	<b>0</b>	<b>0</b>
Regular Case Mgt	0.00	39	0	0	0	0	0	0	0	0
SE Case Mgt	0.09	3	0	2	0	0	0	2	0	0
Assess Job Skill	0.00	35	0	0	0	0	0	0	0	0
Med/Psych Svc	0.00	39	0	0	0	0	0	0	0	0
Trng, Educ, Supl	0.00	38	0	0	0	0	0	0	0	0
Personal Support	0.00	38	0	0	0	0	0	0	0	0
Work Support	0.04	34	0	1	0	0	0	1	0	0
<b>MHD Total</b>	<b>2.42</b>	<b>11</b>	<b>55</b>	<b>58</b>	<b>25</b>	<b>15</b>	<b>25</b>	<b>38</b>	<b>5</b>	<b>5</b>
Case Management	0.50	24	10	17	5	4	5	10	0	3
Crisis Services	0.04	39	0	0	0	0	0	0	0	0
Intake-CMH Pr	0.64	19	15	1	5	1	10	1	0	0
Outpatient Tx	2.31	4	55	27	25	10	30	16	0	2
Medication Mgt	0.05	39	0	0	0	0	0	0	0	0
Day Treatment	0.21	11	5	5	0	0	0	4	5	1
State Institutns	0.00	39	0	0	0	0	0	0	0	0
Child Stdy Tx Ctr	0.00	6	0	0	0	0	0	0	0	0
ITA-Comm Hosp	0.00	38	0	0	0	0	0	0	0	0
Comm Psych Inp	0.04	37	0	8	0	0	0	8	0	0
<b>ESA Total</b>	<b>10.80</b>	<b>36</b>	<b>255</b>	<b>319</b>	<b>120</b>	<b>179</b>	<b>115</b>	<b>130</b>	<b>15</b>	<b>10</b>
Regular AFDC	4.48	31	105	141	65	95	40	46	0	0
Employable AFDC	1.65	33	40	34	20	17	20	17	0	0
ESA ChildCare	0.51	34	10	12	10	12	0	0	0	0
JOBS	0.28	36	5	3	0	0	5	3	0	0
Pregnancy Grant	0.09	28	0	2	0	0	0	2	0	0
GA-U and GA-X	0.13	39	5	7	0	0	5	7	0	0
SSI Sup & ABP	1.36	31	30	7	5	1	15	4	10	2
Food Assistance	9.41	36	220	112	105	54	105	50	10	8
Refugee Grants	0.00	17	0	0	0	0	0	0	0	0
Refugee Self-suf	0.00	32	0	0	0	0	0	0	0	0
Refugee UM	0.00	2	0	0	0	0	0	0	0	0
<b>DSHS Agency Total</b>	<b>16.36</b>	<b>33</b>	<b>385</b>	<b>1,427</b>	<b>175</b>	<b>327</b>	<b>150</b>	<b>412</b>	<b>45</b>	<b>687</b>

Client counts rounded to the nearest multiple of five. Dollars are direct service costs in thousands. Tables show clients' place of residence, not place of service. Shading is a visual guide only.

Source: DSHS ORDA-NADB FY94 Client Database



White (Non-Hispanic)		Black (Non-Hispanic)		Indian (Non-Hispanic)		Asian (Non-Hispanic)		Hispanic		Unknown Race	
Clients	\$/Thousands	Clients	\$/Thousands	Clients	\$/Thousands	Clients	\$/Thousands	Clients	\$/Thousands	Clients	\$/Thousands
40	653	0	0	0	0	0	0	0	0	0	10
5	2	0	0	0	0	0	0	0	0	0	0
5	5	0	0	0	0	0	0	0	0	0	0
10	63	0	0	0	0	0	0	0	0	0	0
0	0	0	0	0	0	0	0	0	0	0	0
0	0	0	0	0	0	0	0	0	0	0	0
30	582	0	0	0	0	0	0	0	0	0	10
0	1	0	0	0	0	0	0	0	0	0	0
20	7	0	0	0	0	0	0	0	0	0	0
0	0	0	0	0	0	0	0	0	0	0	0
5	0	0	0	0	0	0	0	0	0	0	0
0	0	0	0	0	0	0	0	0	0	0	0
20	6	0	0	0	0	0	0	0	0	0	0
0	0	0	0	0	0	0	0	0	0	0	0
0	0	0	0	0	0	0	0	0	0	0	0
35	9	0	0	0	0	0	0	5	1	5	1
20	7	0	0	0	0	0	0	5	1	5	1
0	1	0	0	0	0	0	0	0	0	0	0
10	0	0	0	0	0	0	0	0	0	0	0
0	0	0	0	0	0	0	0	0	0	0	0
0	0	0	0	0	0	0	0	0	0	0	0
0	0	0	0	0	0	0	0	0	0	0	0
0	0	0	0	0	0	0	0	0	0	0	0
0	1	0	0	0	0	0	0	0	0	0	0
0	0	0	0	0	0	0	0	0	0	0	0
5	11	0	0	0	0	0	0	0	0	0	0
10	5	0	0	0	0	0	0	0	0	0	0
0	0	0	0	0	0	0	0	0	0	0	0
0	2	0	0	0	0	0	0	0	0	0	0
0	3	0	0	0	0	0	0	0	0	0	0
0	1	0	0	0	0	0	0	0	0	0	0
0	0	0	0	0	0	0	0	0	0	0	0
0	0	0	0	0	0	0	0	0	0	0	0
0	0	0	0	0	0	0	0	0	0	0	0
0	0	0	0	0	0	0	0	0	0	0	0
290	341	0	0	5	3	0	1	10	4	5	1
40	0	0	0	0	0	0	0	0	0	0	0
30	115	0	0	0	2	0	0	0	0	0	0
75	21	0	0	0	0	0	0	5	0	0	0
85	18	0	0	0	0	0	0	5	2	0	0
205	57	0	0	5	0	0	0	5	0	0	0
5	0	0	0	0	0	0	0	0	0	0	0
200	70	0	0	0	1	0	0	5	0	0	0
65	13	0	0	0	0	0	0	5	0	0	0
115	16	0	0	0	0	0	0	0	0	0	0
55	5	0	0	0	0	0	0	0	0	0	0
5	6	0	0	0	0	0	0	0	0	0	1
50	20	0	0	0	0	0	0	0	0	0	0
0	3	0	0	0	0	0	0	0	0	0	0
0	0	0	0	0	0	0	0	0	0	0	0
0	2	0	0	0	0	0	0	0	0	0	0
0	0	0	0	0	0	0	0	0	0	0	0
0	0	0	0	0	0	0	0	0	0	0	0
0	0	0	0	0	0	0	0	0	0	0	0
0	0	0	0	0	0	0	0	0	0	0	0
0	1	0	0	0	0	0	0	0	0	0	0
45	52	0	0	0	0	0	0	5	3	10	3
10	16	0	0	0	0	0	0	0	1	0	0
0	0	0	0	0	0	0	0	0	0	0	0
10	1	0	0	0	0	0	0	0	0	5	0
40	23	0	0	0	0	0	0	5	2	10	3
0	0	0	0	0	0	0	0	0	0	0	0
5	5	0	0	0	0	0	0	0	0	0	0
0	0	0	0	0	0	0	0	0	0	0	0
0	0	0	0	0	0	0	0	0	0	0	0
0	0	0	0	0	0	0	0	0	0	0	0
0	0	0	0	0	0	0	0	0	0	0	0
0	8	0	0	0	0	0	0	0	0	0	0
235	300	0	0	5	2	0	0	15	16	0	0
100	130	0	0	0	2	0	0	5	9	0	0
40	34	0	0	0	0	0	0	0	0	0	0
10	12	0	0	0	0	0	0	0	0	0	0
5	3	0	0	0	0	0	0	0	0	0	0
0	2	0	0	0	0	0	0	0	0	0	0
5	7	0	0	0	0	0	0	0	0	0	0
30	7	0	0	0	0	0	0	0	0	0	0
205	104	0	0	0	1	0	0	15	7	0	0
0	0	0	0	0	0	0	0	0	0	0	0
0	0	0	0	0	0	0	0	0	0	0	0
0	0	0	0	0	0	0	0	0	0	0	0
340	1,376	0	0	5	5	0	1	20	29	20	16

Client counts rounded to the nearest multiple of five. Dollars are direct service costs in thousands. Tables show clients' place of residence, not place of service. Shading is a visual guide only.

Source: DSHS ORDA-NADB FY94 Client Database



White (Non-Hispanic)		Black (Non-Hispanic)		Indian (Non-Hispanic)		Asian (Non-Hispanic)		Hispanic		Unknown Race	
Clients	\$/Thousands	Clients	\$/Thousands	Clients	\$/Thousands	Clients	\$/Thousands	Clients	\$/Thousands	Clients	\$/Thousands
790	7,542	30	171	5	17	5	22	130	785	5	22
350	111	15	4	5	1	0	1	80	22	5	1
215	557	5	18	0	14	0	0	45	143	0	0
200	939	10	71	0	1	0	8	75	434	0	1
25	48	0	0	0	0	0	0	5	1	0	0
10	18	0	3	0	0	0	0	0	0	0	0
335	5,763	10	75	0	1	0	0	10	166	0	20
30	6	0	0	0	0	0	0	5	1	0	0
460	337	10	13	15	22	5	1	250	138	5	3
25	17	0	0	0	1	0	0	5	4	0	0
70	11	5	1	5	1	0	0	20	3	0	0
50	129	5	8	5	13	0	0	15	37	0	0
430	159	10	2	15	7	5	1	240	89	5	2
0	0	0	0	0	0	0	0	0	0	0	1
30	21	0	1	0	0	0	0	5	5	0	0
1,160	988	50	56	30	57	0	0	1,480	1,030	35	27
610	236	35	16	20	7	0	0	310	107	5	2
35	28	5	5	0	2	0	0	5	4	0	1
280	5	5	0	5	0	0	0	360	6	0	0
40	11	0	1	0	0	0	0	30	7	0	0
20	5	0	0	0	0	0	0	10	2	0	0
120	243	15	33	10	33	0	0	45	94	0	0
10	185	0	0	0	13	0	0	0	13	0	0
15	86	0	0	0	0	0	0	0	5	5	2
125	136	5	2	0	2	0	0	770	768	20	22
60	52	0	0	0	0	0	0	35	23	0	0
155	724	0	2	0	14	0	2	40	96	0	1
150	99	0	1	0	2	0	1	45	26	0	1
0	0	0	0	0	0	0	0	0	0	0	0
60	342	0	2	0	9	0	2	5	22	0	0
60	218	0	0	0	4	0	0	10	39	0	0
10	54	0	0	0	0	0	0	5	5	0	0
0	1	0	0	0	0	0	0	0	0	0	0
35	9	0	0	0	0	0	0	5	5	0	0
25	440	0	14	0	21	0	0	20	325	0	0
15	38	0	0	0	0	0	0	5	3	0	0
10	86	0	14	0	21	0	0	15	172	0	0
15	316	0	0	0	0	0	0	10	150	0	0
8,150	11,416	250	236	140	284	45	37	6,625	6,780	240	249
805	0	10	0	15	0	5	0	1,000	0	10	0
770	3,322	25	28	10	156	0	4	675	2,377	15	105
2,505	571	75	16	60	13	5	1	1,955	359	70	13
2,060	859	60	19	35	12	10	5	1,255	425	30	14
5,910	2,071	185	36	130	46	35	11	4,795	1,750	165	47
100	26	0	0	0	0	0	0	10	3	0	0
5,705	2,009	155	51	80	30	20	7	4,065	586	140	10
1,715	318	50	9	40	6	15	3	1,055	163	30	5
4,460	1,070	155	23	85	10	30	3	3,440	594	110	42
1,090	82	35	3	10	1	5	0	1,185	91	50	3
1,460	748	75	40	25	10	0	0	695	351	35	10
850	340	25	11	5	1	5	3	175	81	0	0
255	434	5	4	5	6	0	0	50	92	0	4
235	198	5	2	5	2	0	0	50	39	0	2
20	11	0	0	0	0	0	0	0	0	0	0
10	6	0	0	0	0	0	0	0	1	0	0
75	32	0	0	0	0	0	0	25	9	0	0
75	90	0	0	0	3	0	0	10	18	0	2
65	64	0	0	0	0	0	0	15	14	0	0
65	33	0	2	0	1	0	0	5	10	0	1
1,140	2,913	25	30	30	39	5	18	230	504	10	24
530	813	15	18	15	18	5	11	100	157	0	1
630	86	15	1	20	5	0	0	135	21	0	0
540	69	15	2	15	1	5	0	115	15	0	0
595	317	10	4	15	10	5	2	95	41	0	1
305	38	5	0	5	0	0	0	40	4	0	0
130	157	5	4	0	2	0	5	10	18	0	0
30	855	0	0	0	0	0	0	5	72	0	2
0	93	0	0	0	0	0	0	0	0	0	0
30	148	0	0	0	2	0	0	5	6	5	1
60	234	0	0	0	0	0	0	5	169	5	18
7,515	10,746	280	434	125	201	45	68	4,740	5,933	135	91
3,130	4,389	140	196	75	114	10	21	1,770	2,435	5	9
1,510	1,384	40	35	25	15	20	20	1,240	1,015	25	18
490	514	25	24	0	1	0	1	260	264	45	32
710	252	20	6	10	3	5	2	285	77	5	1
50	38	0	2	5	2	0	0	25	16	0	0
240	452	5	12	5	6	0	0	55	97	0	0
885	221	40	5	10	1	10	3	285	84	50	14
6,825	3,452	255	153	115	58	35	22	4,475	1,938	45	17
5	5	0	0	0	0	0	0	0	0	0	0
100	9	0	0	0	0	10	0	0	0	5	0
0	0	0	0	0	0	0	0	0	0	0	0
10,455	35,539	325	961	195	661	55	150	8,200	15,682	380	421

Client counts rounded to the nearest multiple of five. Dollars are direct service costs in thousands. Tables show clients' place of residence, not place of service. Shading is a visual guide only.

Source: DSHS ORDA-NADB FY94 Client Database



White (Non-Hispanic)		Black (Non-Hispanic)		Indian (Non-Hispanic)		Asian (Non-Hispanic)		Hispanic		Unknown Race	
Clients	\$/Thousands	Clients	\$/Thousands	Clients	\$/Thousands	Clients	\$/Thousands	Clients	\$/Thousands	Clients	\$/Thousands
1,170	9,610	0	10	35	306	5	82	0	10	5	28
425	123	0	0	20	5	0	0	0	0	0	0
255	588	0	3	10	14	0	3	0	2	0	0
380	1,911	0	7	20	119	5	24	0	8	0	0
10	13	0	0	0	0	0	0	0	0	0	0
20	41	0	0	0	0	0	0	0	0	0	0
470	6,907	0	0	10	167	0	54	0	0	0	28
65	14	0	0	0	0	0	0	0	0	0	0
<b>625</b>	<b>588</b>	<b>5</b>	<b>7</b>	<b>60</b>	<b>62</b>	<b>5</b>	<b>2</b>	<b>20</b>	<b>24</b>	<b>10</b>	<b>4</b>
70	61	0	0	5	2	0	0	0	0	0	0
160	26	0	0	25	4	0	0	0	0	0	0
105	181	0	3	20	41	0	0	5	11	5	3
515	285	5	3	40	13	5	2	20	12	5	1
5	4	0	0	0	0	0	0	0	0	0	0
35	30	0	0	5	2	0	0	0	1	0	0
<b>1,550</b>	<b>1,992</b>	<b>15</b>	<b>15</b>	<b>200</b>	<b>492</b>	<b>10</b>	<b>5</b>	<b>65</b>	<b>40</b>	<b>325</b>	<b>188</b>
780	345	5	2	70	34	5	1	40	16	300	111
30	23	0	0	0	2	0	0	0	2	0	2
310	5	0	0	35	1	0	0	15	0	0	0
5	4	0	0	0	0	0	0	0	0	0	1
15	10	0	0	5	2	0	0	5	1	0	1
320	1,059	0	5	70	306	0	0	10	18	15	47
10	106	0	0	5	65	0	0	0	0	0	7
45	164	0	1	5	15	0	0	0	3	5	9
175	190	5	5	40	64	0	3	0	0	5	9
110	80	0	1	5	5	0	0	0	0	0	1
<b>200</b>	<b>2,019</b>	<b>0</b>	<b>6</b>	<b>5</b>	<b>15</b>	<b>0</b>	<b>1</b>	<b>0</b>	<b>2</b>	<b>0</b>	<b>8</b>
195	124	0	1	5	3	0	1	0	2	0	1
0	0	0	0	0	0	0	0	0	0	0	0
55	1,445	0	0	0	9	0	0	0	0	0	0
75	325	0	4	0	0	0	0	0	0	0	0
20	76	0	0	0	3	0	0	0	0	0	7
20	10	0	0	0	0	0	0	0	0	0	0
35	40	0	0	0	0	0	0	0	0	0	0
<b>35</b>	<b>689</b>	<b>0</b>	<b>0</b>	<b>5</b>	<b>136</b>	<b>0</b>	<b>8</b>	<b>0</b>	<b>29</b>	<b>0</b>	<b>0</b>
15	22	0	0	0	5	0	0	0	6	0	0
15	193	0	0	0	58	0	0	0	2	0	0
20	474	0	0	5	73	0	8	0	22	0	0
<b>14,665</b>	<b>21,098</b>	<b>50</b>	<b>45</b>	<b>1,140</b>	<b>1,928</b>	<b>190</b>	<b>156</b>	<b>575</b>	<b>827</b>	<b>185</b>	<b>143</b>
1,825	0	5	0	145	0	20	0	85	0	5	0
1,300	6,297	0	3	120	801	10	25	55	351	10	42
5,245	1,367	20	6	450	125	30	8	270	66	55	8
4,670	2,238	15	8	335	175	30	11	195	68	30	6
10,105	3,581	40	9	845	463	155	45	425	155	125	26
170	46	0	0	15	4	0	0	5	2	0	4
10,675	3,782	40	13	660	132	145	34	425	62	120	14
4,475	998	10	2	225	57	65	13	155	40	35	6
6,550	1,878	15	3	460	137	75	10	215	59	55	22
2,130	161	10	0	160	12	35	2	130	10	55	4
495	250	5	1	10	3	5	5	20	10	20	8
1,295	500	0	1	40	19	5	2	10	3	0	3
<b>275</b>	<b>336</b>	<b>0</b>	<b>3</b>	<b>10</b>	<b>10</b>	<b>0</b>	<b>0</b>	<b>10</b>	<b>23</b>	<b>0</b>	<b>0</b>
265	192	0	2	10	7	0	0	10	9	0	0
10	7	0	0	0	0	0	0	0	0	0	0
15	8	0	0	0	0	0	0	0	0	0	0
95	29	0	0	0	1	0	0	5	4	0	0
45	57	0	1	0	1	0	0	5	3	0	0
70	28	0	0	5	1	0	0	5	6	0	0
45	10	0	0	5	0	0	0	5	1	0	0
<b>1,820</b>	<b>4,997</b>	<b>10</b>	<b>27</b>	<b>90</b>	<b>270</b>	<b>5</b>	<b>15</b>	<b>50</b>	<b>179</b>	<b>25</b>	<b>99</b>
760	1,461	5	6	40	103	5	7	15	25	0	1
825	185	5	1	40	9	5	1	25	7	5	1
930	158	5	1	35	10	5	1	30	5	0	0
850	756	10	5	40	47	0	4	20	15	0	1
435	131	5	1	15	3	0	0	5	2	0	1
150	340	5	5	5	2	0	3	5	3	0	6
55	1,382	0	0	0	0	0	0	0	84	5	47
5	27	0	0	0	30	0	0	0	0	0	0
20	46	0	0	0	2	0	0	5	26	15	3
105	485	0	2	10	39	0	0	5	11	0	38
<b>15,260</b>	<b>21,218</b>	<b>70</b>	<b>109</b>	<b>1,210</b>	<b>1,938</b>	<b>190</b>	<b>328</b>	<b>445</b>	<b>766</b>	<b>60</b>	<b>10</b>
5,865	8,813	25	50	620	964	90	139	190	321	0	0
2,950	2,753	15	10	265	254	50	63	130	150	0	0
1,025	1,061	10	8	60	47	5	3	35	43	0	1
895	304	5	2	45	14	5	1	20	4	0	0
100	86	0	2	10	5	0	0	0	2	0	0
320	561	0	6	15	23	5	4	10	18	0	0
1,640	465	10	1	100	18	30	5	15	7	55	7
14,130	7,121	60	31	1,110	608	170	106	430	218	5	2
0	0	0	0	0	0	0	0	0	0	0	0
0	0	0	0	0	0	105	6	0	0	0	0
0	0	0	0	0	0	0	0	0	0	0	0
<b>19,270</b>	<b>62,548</b>	<b>80</b>	<b>221</b>	<b>1,450</b>	<b>5,156</b>	<b>220</b>	<b>596</b>	<b>710</b>	<b>1,899</b>	<b>590</b>	<b>481</b>

Client counts rounded to the nearest multiple of five. Dollars are direct service costs in thousands. Tables show clients' place of residence, not place of service. Shading is a visual guide only.

Source: DSHS ORDA-NADB FY94 Client Database



White (Non-Hispanic)		Black (Non-Hispanic)		Indian (Non-Hispanic)		Asian (Non-Hispanic)		Hispanic		Unknown Race	
Clients	\$/Thousands	Clients	\$/Thousands	Clients	\$/Thousands	Clients	\$/Thousands	Clients	\$/Thousands	Clients	\$/Thousands
500	4,445	5	41	0	5	10	28	5	19	5	16
235	70	0	1	0	0	5	2	5	1	0	1
165	361	0	0	0	1	5	11	0	0	0	0
130	456	0	14	0	4	5	10	5	18	0	5
25	39	0	0	0	0	0	0	0	0	0	0
20	31	0	0	0	0	0	0	0	0	0	0
205	3,486	0	27	0	0	0	5	0	0	0	11
5	1	0	0	0	0	0	0	0	0	0	0
<b>265</b>	<b>324</b>	<b>5</b>	<b>4</b>	<b>5</b>	<b>8</b>	<b>5</b>	<b>1</b>	<b>5</b>	<b>7</b>	<b>0</b>	<b>2</b>
20	12	0	2	0	0	0	0	0	0	0	0
55	9	0	0	0	0	0	0	0	0	0	0
60	136	0	0	0	1	0	0	0	7	0	0
225	157	5	1	5	6	5	1	0	1	0	2
5	2	0	0	0	0	0	0	0	0	0	0
10	9	0	0	0	1	0	0	0	0	0	0
<b>1,075</b>	<b>1,503</b>	<b>45</b>	<b>60</b>	<b>20</b>	<b>27</b>	<b>60</b>	<b>55</b>	<b>60</b>	<b>96</b>	<b>190</b>	<b>84</b>
565	203	25	12	10	6	45	13	25	9	150	54
45	36	0	0	0	3	5	3	0	1	0	2
160	3	5	0	0	0	5	0	10	0	10	0
30	15	0	0	0	0	0	0	0	0	0	0
10	16	0	2	0	0	0	0	0	0	0	0
195	564	10	25	5	7	5	27	15	58	5	1
20	263	0	0	0	0	0	0	0	1	0	0
20	62	5	5	0	7	0	0	5	17	5	2
135	187	10	11	0	0	5	6	5	0	25	24
120	145	5	6	0	4	5	6	15	9	5	1
<b>255</b>	<b>1,610</b>	<b>5</b>	<b>19</b>	<b>0</b>	<b>1</b>	<b>10</b>	<b>8</b>	<b>5</b>	<b>5</b>	<b>20</b>	<b>12</b>
245	136	5	2	0	1	10	5	5	2	20	9
0	0	0	0	0	0	0	0	0	0	0	0
45	1,155	0	0	0	0	0	0	0	0	0	1
115	216	0	16	0	0	5	3	5	3	5	2
10	18	0	1	0	0	0	0	0	0	0	0
25	40	0	0	0	0	0	0	0	0	0	0
30	45	0	0	0	0	0	0	0	0	0	0
<b>25</b>	<b>453</b>	<b>0</b>	<b>6</b>	<b>0</b>	<b>0</b>	<b>5</b>	<b>44</b>	<b>0</b>	<b>0</b>	<b>0</b>	<b>5</b>
10	31	0	6	0	0	0	0	0	0	0	0
10	140	0	0	0	0	0	7	0	0	0	5
15	281	0	0	0	0	0	37	0	0	0	0
<b>4,710</b>	<b>5,791</b>	<b>175</b>	<b>122</b>	<b>30</b>	<b>46</b>	<b>150</b>	<b>219</b>	<b>165</b>	<b>211</b>	<b>65</b>	<b>143</b>
725	0	35	0	5	0	35	0	25	0	0	0
435	1,621	10	32	5	21	15	97	10	49	5	99
1,210	301	55	10	5	1	35	7	45	16	15	2
1,165	626	30	19	5	4	35	19	35	23	5	1
2,985	1,078	100	29	25	11	90	38	120	33	50	16
100	26	0	0	0	0	0	0	5	1	5	1
2,910	886	95	12	15	4	80	19	100	40	40	10
1,210	225	30	6	5	1	30	8	50	8	5	2
1,975	671	55	9	10	2	65	24	85	28	25	6
860	66	35	2	5	0	30	2	40	3	10	1
235	110	5	2	0	0	0	0	10	6	5	3
465	182	5	2	0	1	10	5	10	4	5	1
<b>260</b>	<b>407</b>	<b>5</b>	<b>4</b>	<b>5</b>	<b>8</b>	<b>5</b>	<b>17</b>	<b>5</b>	<b>9</b>	<b>15</b>	<b>26</b>
245	187	5	2	5	5	5	6	5	5	15	14
15	10	0	0	0	0	0	0	0	0	0	0
25	21	0	0	0	0	0	0	0	1	0	1
80	24	0	0	0	0	0	1	0	0	5	1
85	53	0	1	0	1	5	6	0	0	5	4
70	52	0	0	0	1	5	2	0	1	5	3
40	37	0	0	0	0	0	2	0	1	5	3
<b>505</b>	<b>2,201</b>	<b>10</b>	<b>15</b>	<b>5</b>	<b>10</b>	<b>5</b>	<b>18</b>	<b>35</b>	<b>141</b>	<b>15</b>	<b>12</b>
225	713	5	4	5	5	5	11	30	62	0	0
90	197	0	0	0	0	0	1	10	5	0	0
245	37	5	1	5	0	5	1	15	3	0	0
375	385	10	7	5	1	5	4	30	35	0	1
105	25	0	0	0	0	0	0	10	2	0	0
100	225	0	3	0	4	0	1	10	27	0	0
5	228	0	0	0	0	0	0	0	0	5	9
0	55	0	0	0	0	0	0	0	0	0	0
35	50	0	0	0	0	0	0	0	0	10	2
30	154	0	1	0	0	0	0	5	7	0	0
<b>4,710</b>	<b>5,662</b>	<b>245</b>	<b>255</b>	<b>40</b>	<b>43</b>	<b>165</b>	<b>167</b>	<b>170</b>	<b>223</b>	<b>35</b>	<b>13</b>
1,865	2,574	80	114	15	25	50	74	75	112	0	0
465	359	25	20	0	0	10	6	15	14	0	0
285	264	10	12	0	0	5	4	10	11	10	6
105	53	5	2	0	0	5	2	5	1	0	0
55	42	0	2	0	0	0	0	0	1	0	0
195	382	5	6	0	1	5	10	5	8	0	0
440	95	10	6	5	1	30	12	10	3	20	3
4,220	1,875	225	92	35	16	140	58	150	71	10	4
0	0	0	0	0	0	0	0	0	0	0	0
0	0	0	0	0	0	5	0	0	0	0	0
0	0	0	0	0	0	0	0	0	0	0	0
<b>7,245</b>	<b>22,397</b>	<b>300</b>	<b>525</b>	<b>70</b>	<b>148</b>	<b>270</b>	<b>557</b>	<b>255</b>	<b>710</b>	<b>345</b>	<b>313</b>

Client counts rounded to the nearest multiple of five. Dollars are direct service costs in thousands.

Tables show clients' place of residence, not place of service. Shading is a visual guide only.

Source: DSHS ORDA-NADB FY94 Client Database





White (Non-Hispanic)		Black (Non-Hispanic)		Indian (Non-Hispanic)		Asian (Non-Hispanic)		Hispanic		Unknown Race	
Clients	\$/Thousands	Clients	\$/Thousands	Clients	\$/Thousands	Clients	\$/Thousands	Clients	\$/Thousands	Clients	\$/Thousands
235	2,192	0	6	15	30	0	0	0	30	5	3
115	42	0	1	10	2	0	0	0	0	0	0
55	129	0	0	10	22	0	0	0	0	0	0
70	285	0	5	5	5	0	0	0	2	0	1
5	1	0	0	0	0	0	0	0	9	0	0
5	2	0	0	0	0	0	0	0	0	0	0
95	1,729	0	0	0	1	0	0	0	19	0	2
10	3	0	0	0	0	0	0	0	0	0	0
<b>320</b>	<b>167</b>	<b>5</b>	<b>8</b>	<b>15</b>	<b>6</b>	<b>0</b>	<b>6</b>	<b>10</b>	<b>6</b>	<b>0</b>	<b>0</b>
10	8	0	0	5	1	0	0	0	0	0	0
70	11	0	0	0	0	0	0	0	0	0	0
30	71	0	6	0	0	0	6	0	4	0	0
290	70	5	1	15	5	0	0	10	2	0	0
0	1	0	0	0	0	0	0	0	0	0	0
10	7	0	0	0	0	0	0	0	0	0	0
<b>430</b>	<b>497</b>	<b>5</b>	<b>5</b>	<b>25</b>	<b>48</b>	<b>5</b>	<b>8</b>	<b>5</b>	<b>30</b>	<b>35</b>	<b>70</b>
280	102	0	0	15	5	0	1	0	0	30	10
20	25	0	0	0	0	0	1	0	0	0	0
60	1	0	0	5	0	0	0	0	0	0	0
30	59	0	0	0	0	0	0	0	0	0	0
5	9	0	0	0	1	0	0	0	1	0	0
40	102	0	0	5	22	0	6	5	1	0	3
0	71	0	0	0	0	0	0	0	26	0	53
5	13	0	0	0	5	0	0	0	1	0	0
65	85	5	5	0	3	0	1	0	0	5	4
25	26	0	0	0	13	0	0	0	0	0	0
<b>90</b>	<b>628</b>	<b>0</b>	<b>2</b>	<b>0</b>	<b>0</b>	<b>0</b>	<b>0</b>	<b>0</b>	<b>0</b>	<b>0</b>	<b>0</b>
85	54	0	1	0	0	0	0	0	0	0	0
0	0	0	0	0	0	0	0	0	0	0	0
25	376	0	0	0	0	0	0	0	0	0	0
45	156	0	0	0	0	0	0	0	0	0	0
10	30	0	0	0	0	0	0	0	0	0	0
0	1	0	0	0	0	0	0	0	0	0	0
10	10	0	0	0	0	0	0	0	0	0	0
<b>10</b>	<b>114</b>	<b>0</b>	<b>0</b>	<b>0</b>	<b>0</b>	<b>0</b>	<b>0</b>	<b>0</b>	<b>0</b>	<b>0</b>	<b>0</b>
10	20	0	0	0	0	0	0	0	0	0	0
5	43	0	0	0	0	0	0	0	0	0	0
5	50	0	0	0	0	0	0	0	0	0	0
<b>3,160</b>	<b>5,000</b>	<b>15</b>	<b>30</b>	<b>170</b>	<b>234</b>	<b>15</b>	<b>29</b>	<b>40</b>	<b>33</b>	<b>60</b>	<b>38</b>
205	0	0	0	20	0	0	0	5	0	0	0
210	1,111	0	5	15	91	0	11	0	4	5	7
525	144	5	1	65	21	0	0	10	4	15	4
750	288	5	4	45	15	10	4	10	2	10	2
1,560	483	10	7	105	36	10	6	15	3	35	8
60	7	0	0	0	0	0	0	0	0	5	1
2,070	624	10	4	95	22	10	1	20	2	25	4
1,010	222	5	1	25	7	5	0	15	3	10	2
1,395	804	10	2	65	26	5	2	15	4	30	5
235	14	5	0	20	1	5	1	5	0	5	1
1,765	1,178	10	6	15	14	5	3	20	11	15	4
315	126	0	0	5	1	0	1	0	0	0	0
<b>80</b>	<b>107</b>	<b>0</b>	<b>0</b>	<b>0</b>	<b>0</b>	<b>0</b>	<b>0</b>	<b>0</b>	<b>3</b>	<b>0</b>	<b>0</b>
80	71	0	0	0	0	0	0	0	3	0	0
0	2	0	0	0	0	0	0	0	0	0	0
5	6	0	0	0	0	0	0	0	1	0	0
10	2	0	0	0	0	0	0	0	0	0	0
25	11	0	0	0	0	0	0	0	0	0	0
15	10	0	0	0	0	0	0	0	0	0	0
10	5	0	0	0	0	0	0	0	0	0	0
<b>460</b>	<b>1,338</b>	<b>10</b>	<b>14</b>	<b>25</b>	<b>28</b>	<b>5</b>	<b>17</b>	<b>10</b>	<b>35</b>	<b>5</b>	<b>35</b>
170	442	5	9	20	21	0	16	5	9	0	2
170	71	5	1	5	1	0	0	5	1	0	0
185	28	0	0	10	1	0	0	5	1	5	1
300	205	5	3	10	5	0	0	10	9	5	3
150	35	5	1	0	0	0	0	5	1	0	0
40	133	0	0	0	0	0	0	0	2	0	0
10	302	0	0	0	0	0	0	0	0	0	4
0	0	0	0	0	0	0	0	0	0	0	0
5	1	0	0	0	0	0	0	0	0	0	0
20	50	0	0	0	0	0	0	0	0	0	8
<b>3,260</b>	<b>3,899</b>	<b>20</b>	<b>28</b>	<b>160</b>	<b>240</b>	<b>10</b>	<b>9</b>	<b>35</b>	<b>43</b>	<b>15</b>	<b>1</b>
1,080	1,492	10	14	75	108	0	4	20	21	0	0
540	472	0	0	45	57	0	0	5	6	0	0
190	213	0	2	0	0	0	0	0	2	0	0
65	42	0	1	0	1	0	0	0	0	0	0
25	19	0	0	0	1	0	0	0	0	0	0
115	197	0	2	5	8	0	0	0	0	0	0
310	67	0	0	15	1	0	0	5	1	15	1
3,030	1,376	20	8	130	64	10	4	30	13	0	0
0	2	0	0	0	0	0	0	0	0	0	0
0	0	0	0	0	0	0	0	0	0	0	0
0	0	0	0	0	0	0	0	0	0	0	0
<b>4,595</b>	<b>13,942</b>	<b>30</b>	<b>92</b>	<b>240</b>	<b>588</b>	<b>25</b>	<b>68</b>	<b>55</b>	<b>180</b>	<b>115</b>	<b>147</b>

Client counts rounded to the nearest multiple of five. Dollars are direct service costs in thousands. Tables show clients' place of residence, not place of service. Shading is a visual guide only.

Source: DSHS ORDA-NADB FY94 Client Database







White (Non-Hispanic)		Black (Non-Hispanic)		Indian (Non-Hispanic)		Asian (Non-Hispanic)		Hispanic		Unknown Race	
Clients	\$/Thousands	Clients	\$/Thousands	Clients	\$/Thousands	Clients	\$/Thousands	Clients	\$/Thousands	Clients	\$/Thousands
1,875	20,848	40	293	25	118	45	400	15	194	85	238
510	188	10	3	15	3	10	4	5	2	10	2
300	735	10	19	10	19	5	21	0	15	20	41
505	2,381	20	105	5	24	15	124	10	37	0	4
45	128	0	0	0	0	0	0	0	0	0	4
65	107	0	5	0	0	0	0	0	0	0	1
1,030	17,221	10	148	5	72	15	230	5	90	10	136
55	16	0	0	0	0	0	0	0	0	5	2
1,020	1,100	80	113	70	67	10	18	45	68	5	4
235	65	20	6	15	3	0	0	10	7	0	0
215	36	25	5	10	2	0	0	15	2	0	0
265	483	30	41	15	34	5	12	15	38	0	0
645	390	50	34	40	20	10	5	25	13	5	4
20	45	0	0	0	0	0	1	0	0	0	0
250	70	35	10	10	4	0	0	10	2	0	0
3,505	4,412	390	563	180	370	180	283	170	333	190	128
2,455	926	260	100	120	45	110	41	105	47	125	41
125	159	5	7	10	9	15	14	5	7	0	3
75	1	5	0	0	0	0	0	5	0	0	0
170	279	15	20	10	7	20	50	10	17	5	1
145	235	10	23	5	11	10	23	5	11	0	4
495	1,469	80	220	45	198	40	91	40	142	10	21
15	199	0	1	0	16	0	12	0	16	0	0
90	365	20	89	10	43	5	22	5	39	25	20
380	463	55	66	15	15	30	22	20	21	25	35
215	302	35	37	10	25	5	7	20	32	5	2
700	11,412	25	565	10	64	20	277	15	306	0	125
630	396	25	16	10	7	20	12	15	7	0	1
75	6,194	0	202	0	0	0	250	0	224	0	125
120	3,388	5	279	0	47	0	0	0	62	0	0
240	959	10	44	0	8	5	9	5	13	0	0
110	262	5	14	0	2	5	4	0	1	0	0
25	35	0	3	0	0	0	2	0	0	0	0
5	179	0	6	0	0	0	0	0	0	0	0
100	1,683	10	197	10	161	5	31	15	214	0	8
60	113	5	7	5	8	5	7	10	10	0	0
30	344	5	49	5	40	0	12	0	41	0	1
75	1,226	10	141	5	114	5	12	10	163	0	7
20,310	28,763	1,685	2,299	645	1,010	1,050	1,580	735	1,041	365	236
1,495	0	110	0	50	0	60	0	45	0	15	0
1,345	5,574	85	582	50	141	75	268	45	211	10	36
3,210	790	265	52	125	30	110	25	130	34	70	14
2,005	1,278	105	59	60	54	80	63	65	34	30	17
9,120	3,314	540	177	375	139	510	172	330	116	195	36
455	86	25	4	15	4	10	2	20	7	5	1
13,890	4,816	1,075	204	435	100	655	188	480	117	200	36
5,370	1,247	375	89	115	23	275	64	170	37	65	17
7,000	2,135	485	111	250	275	365	301	230	135	105	24
1,835	132	125	8	75	5	105	7	85	7	65	4
11,705	8,557	1,220	993	290	233	605	426	455	324	140	45
1,995	835	55	21	20	7	90	63	30	21	15	6
755	1,334	45	55	30	52	20	18	15	30	15	20
725	597	45	32	30	26	20	9	15	16	10	7
25	16	0	1	0	1	0	0	0	0	0	1
105	95	5	2	5	3	0	1	0	1	0	1
280	98	20	5	20	4	0	0	10	3	5	1
205	255	10	5	10	8	5	4	5	5	0	6
185	110	5	1	5	2	5	1	5	3	0	0
140	132	5	9	5	6	0	2	0	2	5	4
1,795	8,146	75	420	95	266	45	148	100	556	30	133
575	989	30	77	45	57	10	18	40	80	0	6
725	229	30	14	30	8	25	10	40	14	5	1
430	64	20	3	25	4	10	1	30	5	5	0
1,105	1,143	55	52	45	49	30	23	70	83	5	3
540	368	20	21	20	5	10	3	25	12	0	1
235	1,084	15	124	5	35	5	15	15	107	0	12
95	2,184	0	58	0	0	0	2	5	152	10	105
0	85	0	0	0	16	0	0	0	4	0	0
130	53	5	7	5	1	5	1	5	2	10	3
170	697	10	35	5	40	0	4	10	62	0	0
20,130	27,724	1,925	2,999	675	1,073	1,130	1,399	730	1,074	330	182
8,280	12,386	1,035	1,530	320	516	405	549	345	500	10	5
3,080	2,746	240	204	165	144	210	197	120	102	20	21
860	676	155	119	15	7	30	29	50	57	135	103
860	331	120	48	20	7	35	12	45	19	0	0
150	113	10	8	5	1	10	7	5	2	0	0
845	1,477	55	104	15	37	20	30	25	42	0	0
2,530	972	135	46	65	27	195	91	80	32	140	34
18,320	8,777	1,815	930	625	330	955	453	660	314	50	17
20	25	0	0	0	0	10	15	0	0	5	1
35	2	0	0	0	0	225	12	0	0	25	1
0	0	0	0	0	0	0	0	0	0	0	0
27,650	105,421	2,260	7,504	910	3,182	1,455	4,155	985	3,814	935	1,074

Client counts rounded to the nearest multiple of five. Dollars are direct service costs in thousands.

Tables show clients' place of residence, not place of service. Shading is a visual guide only.

Source: DSHS ORDA-NADB FY94 Client Database



White (Non-Hispanic)		Black (Non-Hispanic)		Indian (Non-Hispanic)		Asian (Non-Hispanic)		Hispanic		Unknown Race	
Clients	\$/Thousands	Clients	\$/Thousands	Clients	\$/Thousands	Clients	\$/Thousands	Clients	\$/Thousands	Clients	\$/Thousands
315	3,649	0	49	0	0	0	0	5	56	0	0
50	14	0	0	0	0	0	0	0	0	0	0
35	79	0	0	0	0	0	0	0	0	0	0
80	301	0	0	0	0	0	0	0	5	0	0
15	92	0	0	0	0	0	0	0	0	0	0
5	9	0	0	0	0	0	0	0	0	0	0
210	3,149	0	49	0	0	0	0	5	51	0	0
10	2	0	0	0	0	0	0	0	0	0	0
190	234	0	5	5	4	0	12	10	16	0	0
5	2	0	0	0	0	0	0	0	0	0	0
55	9	0	0	0	0	0	0	0	0	0	0
50	113	0	5	0	0	0	12	5	7	0	0
165	102	0	0	5	4	0	0	10	8	0	0
0	0	0	0	0	0	0	0	0	0	0	0
10	8	0	0	0	0	0	0	0	1	0	0
635	1,093	5	27	10	61	5	12	55	32	40	28
360	139	0	1	5	2	0	0	20	7	35	11
5	5	0	0	0	0	0	0	0	1	0	0
155	2	0	0	0	0	5	0	25	0	0	0
30	39	0	0	0	6	0	3	0	0	0	3
10	15	0	3	0	3	0	0	0	0	0	0
50	123	0	5	5	21	0	3	0	0	0	0
15	469	0	10	0	0	0	0	0	0	0	0
10	55	0	0	0	0	0	0	0	1	0	4
35	25	0	0	0	0	0	0	0	6	5	4
70	188	0	8	5	29	0	0	5	17	5	6
135	1,381	0	1	0	17	0	0	5	17	0	0
125	81	0	1	0	1	0	0	5	2	0	0
0	0	0	0	0	0	0	0	0	0	0	0
60	920	0	0	0	11	0	0	0	4	0	0
70	268	0	0	0	5	0	0	0	10	0	0
10	38	0	0	0	0	0	0	0	0	0	0
0	0	0	0	0	0	0	0	0	0	0	0
40	75	0	0	0	0	0	0	0	1	0	0
20	413	0	0	0	0	0	12	0	6	0	23
5	19	0	0	0	0	0	4	0	6	0	3
15	129	0	0	0	0	0	0	0	0	0	7
15	265	0	0	0	0	0	8	0	0	0	13
3,280	4,286	30	180	35	18	20	21	320	421	55	30
410	0	5	0	10	0	0	0	55	0	0	0
325	1,231	5	145	0	1	0	6	35	195	0	5
775	162	5	1	5	1	5	1	105	17	10	2
890	399	5	1	5	0	0	0	65	25	10	3
2,380	843	25	21	25	4	15	5	225	107	40	9
90	22	0	0	0	0	0	0	5	2	0	0
2,230	767	25	4	25	4	15	2	195	26	30	4
780	134	5	0	5	2	10	3	70	11	15	2
1,545	454	10	4	15	1	15	2	125	30	15	3
655	47	10	1	10	1	5	1	85	5	20	1
130	63	0	1	5	3	5	2	5	2	5	2
380	165	0	1	5	1	0	0	0	1	0	0
190	336	0	0	0	0	0	0	10	29	5	7
155	137	0	0	0	0	0	0	10	9	5	3
35	26	0	0	0	0	0	0	0	1	0	0
5	5	0	0	0	0	0	0	0	1	0	0
60	12	0	0	0	0	0	0	5	2	5	1
65	106	0	0	0	0	0	0	5	10	0	3
25	30	0	0	0	0	0	0	0	3	0	0
35	15	0	0	0	0	0	0	0	1	0	0
535	2,141	5	4	20	25	0	27	65	117	30	38
225	524	0	1	10	13	0	13	20	27	5	8
150	46	5	1	10	2	0	0	15	5	0	0
190	26	0	0	5	1	0	0	25	4	10	2
390	457	0	0	10	4	0	7	45	37	20	16
20	1	0	0	0	0	0	0	0	0	0	0
65	243	0	2	5	6	0	0	10	37	0	0
20	601	0	0	0	0	0	0	0	0	0	12
0	77	0	0	0	0	0	0	0	0	0	0
10	45	0	0	0	0	0	7	0	0	5	1
20	121	0	0	0	0	0	0	0	7	0	0
3,270	4,012	25	40	45	46	15	23	200	248	35	20
1,140	1,643	10	22	15	26	5	8	70	100	0	5
505	404	0	1	5	1	0	2	40	35	0	0
310	259	0	3	0	0	0	0	15	9	20	13
300	134	0	1	5	1	0	1	15	6	0	0
15	14	0	1	0	1	0	1	0	1	0	0
100	162	0	3	5	4	0	0	5	12	0	0
350	70	0	0	5	0	0	0	5	2	10	0
2,915	1,319	20	9	40	13	15	10	195	84	0	2
0	0	0	0	0	0	0	0	0	0	0	0
0	0	0	0	0	0	10	1	0	0	0	0
0	0	0	0	0	0	0	0	0	0	0	0
4,700	17,545	40	306	70	172	25	108	410	941	160	147

Client counts rounded to the nearest multiple of five. Dollars are direct service costs in thousands. Tables show clients' place of residence, not place of service. Shading is a visual guide only.

Source: DSHS ORDA-NADB FY94 Client Database





White (Non-Hispanic)		Black (Non-Hispanic)		Indian (Non-Hispanic)		Asian (Non-Hispanic)		Hispanic		Unknown Race	
Clients	\$/Thousands	Clients	\$/Thousands	Clients	\$/Thousands	Clients	\$/Thousands	Clients	\$/Thousands	Clients	\$/Thousands
230	2,085	0	0	5	11	0	0	0	16	0	0
65	22	0	0	5	1	0	0	0	0	0	0
50	124	0	0	0	0	0	0	0	5	0	0
90	347	0	0	0	6	0	0	0	11	0	0
5	0	0	0	0	0	0	0	0	0	0	0
10	18	0	0	0	0	0	0	0	0	0	0
110	1,571	0	0	0	4	0	0	0	0	0	0
0	0	0	0	0	0	0	0	0	0	0	0
120	154	0	1	20	36	0	0	0	1	0	7
5	5	0	0	0	0	0	0	0	0	0	0
30	5	0	0	10	2	0	0	0	0	0	0
25	57	0	0	10	23	0	0	0	0	0	6
105	84	0	1	15	11	0	0	0	1	0	0
0	0	0	0	0	0	0	0	0	0	0	0
5	4	0	0	0	1	0	0	0	0	0	0
670	709	0	2	65	94	10	26	75	64	25	13
380	149	0	2	45	19	5	2	25	10	20	6
50	167	0	0	0	4	0	3	0	4	0	0
115	2	0	0	5	0	0	0	20	0	0	0
30	5	0	0	0	0	0	0	5	1	0	0
5	25	0	0	0	0	0	2	0	0	0	0
85	156	0	0	20	46	0	15	5	20	0	0
5	69	0	0	0	0	0	0	0	0	0	0
15	40	0	0	0	19	0	4	0	6	5	6
60	64	0	0	0	3	0	0	30	21	0	0
55	28	0	0	5	1	0	0	5	3	0	0
70	106	0	2	0	10	0	2	5	8	0	1
70	41	0	1	0	1	0	1	5	3	0	1
0	0	0	0	0	0	0	0	0	0	0	0
0	2	0	0	0	0	0	0	0	0	0	0
20	48	0	1	0	0	0	0	0	2	0	0
10	15	0	0	0	9	0	1	0	4	0	0
0	0	0	0	0	0	0	0	0	0	0	0
0	0	0	0	0	0	0	0	0	0	0	0
10	108	0	0	0	44	0	0	0	0	0	0
5	15	0	0	0	3	0	0	0	0	0	0
5	40	0	0	0	31	0	0	0	0	0	0
5	52	0	0	0	10	0	0	0	0	0	0
4,010	4,917	10	18	315	267	15	18	410	199	55	29
565	0	5	0	60	0	0	0	75	0	15	0
365	1,673	0	12	30	101	0	9	20	31	5	7
1,390	324	5	1	125	21	5	0	130	21	10	2
1,455	493	5	0	80	48	5	1	110	22	5	0
2,770	834	5	3	200	54	10	3	255	65	25	8
25	5	0	0	0	0	0	0	0	0	0	0
2,720	797	10	1	145	15	10	3	220	20	25	2
985	194	0	0	25	4	10	1	100	22	10	3
1,635	362	5	0	90	18	5	1	150	11	10	2
650	50	0	0	45	3	5	0	90	7	10	1
100	42	0	0	0	0	0	0	0	0	10	5
345	143	0	0	5	3	0	0	0	1	0	0
55	81	0	0	0	0	0	6	0	4	0	1
50	41	0	0	0	0	0	1	0	1	0	1
5	2	0	0	0	0	0	0	0	0	0	0
5	2	0	0	0	0	0	0	0	0	0	0
15	9	0	0	0	0	0	0	0	0	0	0
20	14	0	0	0	0	0	4	0	2	0	0
15	8	0	0	0	0	0	1	0	0	0	0
5	5	0	0	0	0	0	0	0	0	0	0
250	566	0	2	15	7	0	1	20	10	45	15
50	205	0	1	0	0	0	0	5	1	0	0
145	45	0	0	10	3	0	0	10	1	40	8
85	10	0	0	5	1	0	0	5	1	5	1
150	143	0	1	5	3	0	1	15	8	10	5
45	6	0	0	0	0	0	0	0	0	5	1
0	0	0	0	0	0	0	0	0	0	0	0
5	61	0	0	0	0	0	0	0	0	0	0
0	0	0	0	0	0	0	0	0	0	0	0
5	39	0	0	0	0	0	0	0	0	0	0
15	52	0	0	0	0	0	0	0	0	0	0
4,090	5,540	15	16	330	488	15	24	300	271	55	29
1,755	2,300	5	8	180	263	5	8	80	107	0	3
835	711	5	2	50	56	5	6	60	28	0	0
180	143	0	0	5	4	0	0	15	17	25	19
230	93	0	0	5	1	0	2	10	3	0	0
25	21	0	0	0	1	0	1	0	0	0	0
140	252	0	1	0	0	0	0	0	0	0	0
360	89	0	0	20	3	0	0	5	0	10	1
3,855	1,912	15	5	290	159	15	7	290	115	20	6
0	0	0	0	0	0	0	0	0	0	0	0
5	0	0	0	0	0	0	0	0	0	0	0
0	0	0	0	0	0	0	0	0	0	0	0
5,065	14,265	15	40	410	958	25	77	540	573	175	94

Client counts rounded to the nearest multiple of five. Dollars are direct service costs in thousands. Tables show clients' place of residence, not place of service. Shading is a visual guide only.

Source: DSHS ORDA-NADB FY94 Client Database



White (Non-Hispanic)		Black (Non-Hispanic)		Indian (Non-Hispanic)		Asian (Non-Hispanic)		Hispanic		Unknown Race	
Clients	\$/Thousands	Clients	\$/Thousands	Clients	\$/Thousands	Clients	\$/Thousands	Clients	\$/Thousands	Clients	\$/Thousands
1,150	11,958	5	26	5	31	5	64	5	48	10	73
255	101	0	0	5	2	0	0	0	0	0	0
225	470	5	7	0	0	0	0	0	3	0	0
475	2,404	0	0	0	17	0	14	5	14	0	0
15	7	0	0	0	0	0	0	0	0	0	0
85	144	0	0	0	0	0	0	0	4	0	0
520	8,823	0	20	5	13	0	50	0	27	10	73
30	8	0	0	0	0	0	0	0	0	0	0
515	378	5	7	10	6	0	1	45	23	5	7
15	13	0	0	0	0	0	0	0	0	0	0
160	25	0	0	5	1	0	0	5	1	0	0
70	106	0	3	5	3	0	0	5	10	5	6
410	208	5	4	10	2	0	1	40	12	0	0
0	1	0	0	0	0	0	0	0	0	0	0
35	26	0	0	0	0	0	0	0	0	0	0
2,135	2,525	15	33	25	69	5	3	125	171	120	101
1,205	598	5	4	20	10	0	0	55	32	95	43
80	125	0	4	0	1	0	3	5	13	5	6
500	8	5	0	0	0	5	0	45	1	0	0
15	3	0	0	0	0	0	0	0	0	0	0
5	11	0	1	0	0	0	0	0	0	0	0
295	1,059	5	14	15	46	0	0	20	57	10	23
15	135	0	5	0	8	0	0	0	0	0	0
25	113	0	0	0	2	0	0	0	0	5	9
170	193	0	2	0	0	0	0	10	4	10	11
135	276	0	1	0	1	0	0	20	64	0	9
260	1,080	0	1	0	1	0	0	5	38	0	1
250	155	0	1	0	1	0	0	5	4	0	0
0	0	0	0	0	0	0	0	0	0	0	0
30	629	0	0	0	0	0	0	0	25	0	0
75	223	0	0	0	0	0	0	5	7	0	1
35	53	0	0	0	0	0	0	0	2	0	0
10	5	0	0	0	0	0	0	0	0	0	0
10	15	0	0	0	0	0	0	0	0	0	0
40	565	0	32	5	51	0	0	0	36	0	0
15	45	0	2	0	0	0	0	0	2	0	0
15	126	0	11	0	10	0	0	0	7	0	0
20	394	0	20	0	40	0	0	0	27	0	0
12,405	17,698	45	141	135	132	55	129	675	755	160	149
1,550	0	5	0	25	0	5	0	85	0	5	0
1,125	5,062	10	94	10	25	10	45	70	260	15	35
3,610	1,141	10	2	45	18	20	8	235	69	40	9
3,440	1,615	10	9	25	16	30	13	180	65	35	12
8,885	3,396	30	13	85	29	45	31	515	201	115	49
105	26	0	0	0	0	0	0	5	1	0	0
9,030	3,425	30	10	90	22	45	15	485	60	110	18
3,270	588	15	2	25	3	20	3	145	24	25	3
6,130	1,547	25	7	55	13	30	12	340	53	65	13
1,730	149	5	0	20	1	10	1	150	13	35	2
435	187	5	2	5	1	5	1	20	6	15	7
1,345	562	5	1	10	4	0	1	10	3	5	1
320	446	0	4	5	2	5	3	5	8	5	6
310	231	0	1	5	2	5	3	5	5	5	6
20	8	0	0	0	0	0	0	0	0	0	0
20	11	0	1	0	0	0	0	0	0	0	0
80	35	0	0	0	0	0	1	0	0	0	0
80	63	0	1	0	0	0	0	0	1	0	0
60	33	0	0	0	0	0	0	0	2	0	0
55	31	0	0	0	0	0	0	0	0	0	0
1,145	2,029	5	3	20	42	5	5	55	142	15	56
170	350	0	1	5	26	0	0	5	2	0	0
405	79	0	0	5	1	0	0	10	2	0	0
495	60	0	0	10	1	5	0	30	3	0	0
665	557	0	1	10	8	5	3	35	29	0	3
315	104	0	1	5	5	0	1	10	1	0	0
40	95	0	0	0	2	0	1	0	3	0	0
25	529	0	0	0	0	0	0	5	95	5	38
0	0	0	0	0	0	0	0	0	0	0	0
5	7	0	0	0	0	0	0	0	0	10	10
60	243	0	0	0	0	0	0	5	6	0	5
12,290	17,020	50	81	135	212	55	79	510	719	85	21
5,000	7,432	20	26	70	112	15	27	225	370	0	0
2,035	1,864	10	14	20	19	15	14	80	66	0	0
625	470	5	4	0	1	0	2	15	15	25	8
540	280	0	1	5	2	0	2	5	3	0	0
125	117	0	1	0	0	0	0	0	1	0	0
410	789	0	5	5	5	0	1	10	26	0	0
1,415	324	5	1	20	7	10	2	20	2	55	11
11,190	5,676	45	27	125	65	45	29	480	234	5	1
0	0	0	0	0	0	0	0	0	0	0	0
65	3	0	0	0	0	5	0	0	0	0	0
0	0	0	0	0	0	0	0	0	0	0	0
16,015	53,698	65	328	180	546	70	285	825	1,941	390	414

Client counts rounded to the nearest multiple of five. Dollars are direct service costs in thousands.

Tables show clients' place of residence, not place of service. Shading is a visual guide only.

Source: DSHS ORDA-NADB FY94 Client Database

Lincoln	Use Rate %	County Rank	Total		Age 0 - 17		Age 18 - 64		Age Over 64	
			Clients	\$/Thousands	Clients	\$/Thousands	Clients	\$/Thousands	Clients	\$/Thousands
<b>AASA Total</b>	<b>1.54</b>	<b>13</b>	<b>145</b>	<b>1,644</b>	<b>5</b>	<b>3</b>	<b>20</b>	<b>116</b>	<b>120</b>	<b>1,525</b>
Case Mgt & Assmt	0.25	30	25	6	0	0	5	2	15	5
Chore Services	0.34	13	30	58	0	0	5	10	25	48
Personal Care	0.26	33	25	118	5	3	15	80	10	35
Adlt Family Home	0.05	8	5	6	0	0	5	5	0	1
Congregate Care	0.01	30	0	1	0	0	0	0	0	1
Nursing Home	0.99	4	90	1,450	0	0	5	19	90	1,431
Adult Prot Svc	0.06	12	5	2	0	0	0	0	5	1
<b>DASA Total</b>	<b>1.00</b>	<b>17</b>	<b>95</b>	<b>63</b>	<b>25</b>	<b>15</b>	<b>65</b>	<b>45</b>	<b>0</b>	<b>3</b>
Detoxification	0.00	36	0	2	0	0	0	2	0	0
ADATSA Assessmnt	0.09	35	10	1	0	0	10	1	0	0
Residential Tx	0.05	37	5	9	0	8	5	1	0	0
Outpatient Tx	0.97	12	90	50	25	7	65	40	0	3
Opiate Sub Tx	0.00	16	0	0	0	0	0	0	0	0
ADATSA Stipend	0.01	32	0	0	0	0	0	0	0	0
<b>DCFS Total</b>	<b>2.59</b>	<b>21</b>	<b>240</b>	<b>316</b>	<b>205</b>	<b>312</b>	<b>35</b>	<b>3</b>	<b>0</b>	<b>0</b>
CPS Acc Ref-Child	1.52	13	140	56	140	56	0	0	0	0
Family Rec Serv	0.14	6	15	25	15	25	0	0	0	0
First Steps	0.30	29	30	0	5	0	25	0	0	0
Home Services	0.13	9	10	5	5	4	10	1	0	0
Interim Care	0.02	22	0	4	0	4	0	0	0	0
Foster Care	0.57	7	55	140	45	138	5	2	0	0
Group Tx Care	0.03	12	5	22	5	22	0	0	0	0
Adoption	0.13	3	10	45	10	45	0	0	0	0
Emp/Trng CC-Child	0.15	34	15	15	15	15	0	0	0	0
Therapy CC-Child	0.07	38	5	3	5	3	0	0	0	0
<b>DDD Total</b>	<b>0.43</b>	<b>12</b>	<b>40</b>	<b>85</b>	<b>20</b>	<b>14</b>	<b>20</b>	<b>70</b>	<b>0</b>	<b>0</b>
Case Management	0.40	18	35	22	20	10	20	12	0	0
Res Hab Ctr(RHC)	0.00	6	0	0	0	0	0	0	0	0
Comm Residential	0.05	25	5	5	0	0	5	5	0	0
County Services	0.16	13	15	47	0	0	15	47	0	0
Family Supp Svcs	0.05	13	5	3	5	3	0	0	0	0
Prof Supp Svcs	0.03	6	5	3	0	0	5	3	0	0
Supp Commtty Supt	0.13	3	10	5	5	1	5	4	0	0
<b>JRA Total</b>	<b>0.08</b>	<b>9</b>	<b>5</b>	<b>63</b>	<b>5</b>	<b>63</b>	<b>0</b>	<b>0</b>	<b>0</b>	<b>0</b>
Parole	0.06	3	5	8	5	8	0	0	0	0
Community Placmt	0.03	12	5	55	5	55	0	0	0	0
JRA Institutions	0.00	38	0	0	0	0	0	0	0	0
<b>MAA Total</b>	<b>14.46</b>	<b>26</b>	<b>1,345</b>	<b>2,031</b>	<b>685</b>	<b>528</b>	<b>505</b>	<b>1,260</b>	<b>140</b>	<b>243</b>
Eligible No Svc	1.46	29	135	0	80	0	40	0	5	0
Hosp Inpatient	1.35	23	125	668	30	124	75	526	20	18
ER-Outpt & Physn	2.87	30	265	58	140	22	130	36	0	0
Hosp Outpatient	3.62	20	335	144	85	25	195	102	55	17
Physician&Clinic	9.43	24	875	329	435	103	370	221	75	5
Psych Services	0.12	35	10	6	5	4	5	2	0	0
Prescriptions	9.96	25	925	362	420	48	380	184	125	130
Dental Care	4.30	26	400	74	210	29	135	38	55	6
Other Medical	5.90	28	550	188	245	78	255	86	50	24
EPSDT	2.38	23	220	15	200	14	20	1	0	0
Managed Care	1.99	20	185	132	115	80	70	52	0	0
Medicare Premium	1.57	18	145	54	0	0	30	11	115	43
<b>DVR Total</b>	<b>0.37</b>	<b>26</b>	<b>35</b>	<b>40</b>	<b>0</b>	<b>0</b>	<b>35</b>	<b>40</b>	<b>0</b>	<b>0</b>
Regular Case Mgt	0.35	24	35	23	0	0	35	23	0	0
SE Case Mgt	0.01	31	0	1	0	0	0	1	0	0
Assess Job Skill	0.01	27	0	1	0	0	0	1	0	0
Med/Psych Svc	0.09	24	10	1	0	0	10	1	0	0
Trng, Educ, Supl	0.11	21	10	9	0	0	10	9	0	0
Personal Support	0.09	18	10	2	0	0	10	2	0	0
Work Support	0.05	31	5	2	0	0	5	2	0	0
<b>MHD Total</b>	<b>2.06</b>	<b>16</b>	<b>190</b>	<b>657</b>	<b>60</b>	<b>223</b>	<b>120</b>	<b>317</b>	<b>10</b>	<b>117</b>
Case Management	0.65	17	60	175	25	63	30	93	10	19
Crisis Services	0.38	25	35	14	10	2	25	13	0	0
Intake-CMH Pr	0.94	9	90	12	35	4	45	5	10	2
Outpatient Tx	1.92	5	180	186	50	50	120	131	10	5
Medication Mgt	0.45	18	40	7	5	1	35	6	0	0
Day Treatment	0.13	22	10	17	0	0	10	17	0	0
State Institutns	0.09	4	10	122	0	0	5	32	0	90
Chld Stdy Tx Ctr	0.00	6	0	0	0	0	0	0	0	0
ITA-Comm Hosp	0.03	28	5	4	0	0	5	4	0	0
Comm Psych Inp	0.09	26	10	108	5	103	0	5	0	0
<b>ESA Total</b>	<b>12.51</b>	<b>28</b>	<b>1,165</b>	<b>1,624</b>	<b>580</b>	<b>910</b>	<b>540</b>	<b>693</b>	<b>40</b>	<b>20</b>
Regular AFDC	4.93	27	460	664	305	450	150	215	0	0
Employable AFDC	2.37	23	220	248	120	135	100	114	0	0
ESA ChildCare	0.70	30	65	54	65	54	0	0	0	0
JOBS	0.74	25	70	29	0	1	70	29	0	0
Pregnancy Grant	0.07	34	5	6	0	1	5	5	0	0
GA-U and GA-X	0.41	27	40	63	0	0	40	63	0	0
SSI Sup & ABP	1.56	26	145	33	25	2	90	28	20	3
Food Assistance	10.99	28	1,020	523	515	269	480	237	25	17
Refugee Grants	0.00	17	0	0	0	0	0	0	0	0
Refugee Self-suf	0.02	25	0	0	0	0	0	0	0	0
Refugee UM	0.00	2	0	0	0	0	0	0	0	0
<b>DSHS Agency Total</b>	<b>18.95</b>	<b>28</b>	<b>1,765</b>	<b>6,522</b>	<b>850</b>	<b>2,068</b>	<b>730</b>	<b>2,545</b>	<b>165</b>	<b>1,908</b>

Client counts rounded to the nearest multiple of five. Dollars are direct service costs in thousands. Tables show clients' place of residence, not place of service. Shading is a visual guide only.

White (Non-Hispanic)		Black (Non-Hispanic)		Indian (Non-Hispanic)		Asian (Non-Hispanic)		Hispanic		Unknown Race	
Clients	\$/Thousands	Clients	\$/Thousands	Clients	\$/Thousands	Clients	\$/Thousands	Clients	\$/Thousands	Clients	\$/Thousands
140	1,579	0	3	0	35	0	0	0	1	0	26
25	6	0	0	0	0	0	0	0	0	0	0
30	56	0	3	0	0	0	0	0	0	0	0
25	116	0	0	0	0	0	0	0	1	0	0
5	6	0	0	0	0	0	0	0	0	0	0
0	1	0	0	0	0	0	0	0	0	0	0
90	1,392	0	0	0	32	0	0	0	0	0	26
5	2	0	0	0	0	0	0	0	0	0	0
85	59	0	0	5	2	0	0	5	2	0	0
0	2	0	0	0	0	0	0	0	0	0	0
10	1	0	0	0	0	0	0	0	0	0	0
5	9	0	0	0	0	0	0	0	0	0	0
85	47	0	0	0	1	0	0	5	2	0	0
0	0	0	0	0	0	0	0	0	0	0	0
0	0	0	0	0	0	0	0	0	0	0	0
215	283	0	0	5	1	0	5	15	24	5	3
125	48	0	0	5	1	0	0	15	6	0	0
10	19	0	0	0	0	0	0	0	5	0	1
25	0	0	0	0	0	0	0	0	0	0	0
10	5	0	0	0	0	0	0	0	0	0	0
0	4	0	0	0	0	0	0	0	0	0	0
50	124	0	0	0	0	0	5	5	11	0	0
0	20	0	0	0	0	0	0	0	2	0	0
10	45	0	0	0	0	0	0	0	0	0	0
15	13	0	0	0	0	0	0	0	0	0	2
5	3	0	0	0	0	0	0	0	0	0	0
35	82	0	0	0	0	0	0	5	2	0	0
35	21	0	0	0	0	0	0	0	1	0	0
0	0	0	0	0	0	0	0	0	0	0	0
5	5	0	0	0	0	0	0	0	0	0	0
15	47	0	0	0	0	0	0	0	0	0	0
5	3	0	0	0	0	0	0	0	0	0	0
0	2	0	0	0	0	0	0	0	1	0	0
10	5	0	0	0	0	0	0	0	0	0	0
5	26	0	35	0	2	0	0	0	0	0	0
5	6	0	0	0	2	0	0	0	0	0	0
0	20	0	35	0	0	0	0	0	0	0	0
0	0	0	0	0	0	0	0	0	0	0	0
1,245	1,952	5	4	20	17	5	3	40	28	30	27
135	0	0	0	0	0	0	0	0	0	0	0
120	656	0	0	5	4	0	1	0	6	0	3
250	56	0	0	5	0	0	0	5	1	5	0
310	133	0	2	10	1	5	1	10	5	5	2
820	311	0	0	15	4	0	1	25	8	15	4
10	6	0	0	0	0	0	0	0	0	0	0
875	352	5	0	15	3	0	0	20	4	15	3
380	70	0	0	5	0	0	0	10	2	5	1
515	184	0	0	10	1	0	0	15	2	10	1
205	14	0	0	5	0	0	0	10	1	5	0
160	117	0	1	5	2	0	0	5	0	15	12
145	53	0	0	0	1	0	0	0	0	0	0
35	40	0	0	0	0	0	0	0	0	0	0
30	23	0	0	0	0	0	0	0	0	0	0
0	1	0	0	0	0	0	0	0	0	0	0
0	1	0	0	0	0	0	0	0	0	0	0
10	1	0	0	0	0	0	0	0	0	0	0
10	9	0	0	0	0	0	0	0	0	0	0
10	2	0	0	0	0	0	0	0	0	0	0
5	2	0	0	0	0	0	0	0	0	0	0
175	618	0	0	0	24	0	0	10	13	0	1
55	172	0	0	0	0	0	0	0	4	0	0
30	14	0	0	0	0	0	0	5	1	0	0
80	10	0	0	0	0	0	0	10	1	0	0
165	177	0	0	5	1	0	0	10	8	0	1
40	7	0	0	0	0	0	0	0	0	0	0
10	17	0	0	0	0	0	0	0	0	0	0
10	122	0	0	0	0	0	0	0	0	0	0
0	0	0	0	0	0	0	0	0	0	0	0
5	4	0	0	0	0	0	0	0	0	0	0
5	85	0	0	0	23	0	0	0	0	0	0
1,085	1,532	5	7	20	25	5	5	40	52	10	3
420	618	5	5	10	18	0	0	25	23	0	0
210	242	0	0	0	0	5	2	5	4	0	0
65	52	0	0	0	0	0	0	0	0	0	3
65	29	0	0	0	1	0	0	0	0	0	0
5	6	0	0	0	0	0	0	0	0	0	0
35	59	0	0	0	0	0	0	0	4	0	0
130	31	0	0	0	0	0	0	0	0	10	1
965	493	5	2	10	5	5	3	35	19	0	0
0	0	0	0	0	0	0	0	0	0	0	0
0	0	0	0	0	0	0	0	0	0	0	0
0	0	0	0	0	0	0	0	0	0	0	0
1,625	6,171	10	48	25	106	5	14	50	123	50	60

Client counts rounded to the nearest multiple of five. Dollars are direct service costs in thousands. Tables show clients' place of residence, not place of service. Shading is a visual guide only.

Source: DSHS ORDA-NADB FY94 Client Database



White (Non-Hispanic)		Black (Non-Hispanic)		Indian (Non-Hispanic)		Asian (Non-Hispanic)		Hispanic		Unknown Race	
Clients	\$/Thousands	Clients	\$/Thousands	Clients	\$/Thousands	Clients	\$/Thousands	Clients	\$/Thousands	Clients	\$/Thousands
575	3,742	0	0	20	89	0	12	0	12	0	6
225	76	0	0	15	6	0	0	0	1	0	0
210	481	0	0	10	23	0	0	0	0	0	5
210	867	0	0	10	35	0	3	0	1	0	0
10	8	0	0	0	0	0	0	0	0	0	0
35	55	0	0	0	0	0	0	0	3	0	0
170	2,233	0	0	0	23	0	0	0	7	0	0
35	10	0	0	0	0	0	1	0	0	0	0
410	314	0	1	40	53	5	4	30	22	5	2
25	14	0	0	10	4	0	0	0	0	0	0
105	17	0	0	10	2	0	0	0	0	0	0
65	122	0	0	10	32	0	3	0	11	0	0
320	148	0	0	25	14	0	0	25	10	5	2
5	11	0	0	0	1	0	0	0	0	0	0
0	1	0	0	0	0	0	0	0	0	0	0
1,010	1,304	15	21	75	203	20	32	50	119	30	41
505	181	5	2	35	14	10	4	15	8	25	8
25	27	0	2	0	0	0	3	0	0	0	0
195	4	0	0	15	0	5	0	20	0	0	0
20	15	0	0	0	0	0	1	0	0	0	0
5	10	0	0	0	5	0	1	0	0	0	0
185	678	0	1	25	90	0	12	15	70	0	25
10	91	0	0	5	53	0	0	0	31	0	0
25	86	5	14	5	23	0	5	0	0	5	6
140	160	0	1	10	11	5	5	10	8	0	2
55	48	0	0	5	5	0	0	5	2	0	0
150	1,094	0	1	5	27	5	25	5	21	0	0
150	98	0	1	5	4	5	2	5	3	0	0
0	0	0	0	0	0	0	0	0	0	0	0
60	677	0	0	0	18	0	9	0	11	0	0
80	275	0	0	5	5	0	14	0	5	0	0
15	23	0	0	0	0	0	0	0	2	0	0
10	21	0	0	0	0	0	0	0	0	0	0
5	1	0	0	0	0	0	0	0	0	0	0
20	287	0	0	0	13	0	0	0	51	0	4
10	28	0	0	0	9	0	0	0	0	0	0
10	141	0	0	0	0	0	0	0	0	0	4
10	118	0	0	0	4	0	0	0	51	0	0
6,825	10,216	40	95	470	817	85	124	380	538	120	217
485	0	0	0	40	0	15	0	55	0	0	0
485	2,091	5	41	40	301	5	35	35	166	5	146
1,335	342	10	5	155	40	15	3	95	29	40	7
1,295	680	5	1	90	50	15	6	70	33	15	10
3,330	1,168	25	11	345	163	45	18	190	87	65	23
105	19	0	0	10	2	0	0	5	2	5	1
4,845	1,553	30	4	310	99	55	14	240	28	65	6
1,790	386	15	4	80	19	20	4	85	18	20	3
2,730	794	15	3	195	58	30	8	170	36	30	4
595	42	5	0	50	4	10	1	45	3	20	2
3,925	2,897	35	25	105	77	35	27	190	134	45	12
620	245	0	1	15	6	5	8	5	2	5	4
245	397	0	2	5	7	0	0	0	6	5	15
235	196	0	1	5	4	0	0	0	2	5	4
10	6	0	0	0	1	0	0	0	0	0	0
10	8	0	0	0	0	0	0	0	0	0	0
95	34	0	0	5	1	0	0	0	0	0	1
70	43	0	0	0	0	0	0	0	0	0	0
105	74	0	0	0	0	0	0	0	0	0	2
45	16	0	1	0	0	0	0	0	0	0	7
575	1,436	5	5	35	88	5	2	25	47	10	18
195	361	0	0	15	39	0	0	10	5	0	4
130	60	0	0	10	4	0	0	5	1	0	0
235	35	5	0	15	3	0	0	15	2	0	0
375	189	5	4	15	6	0	1	20	10	5	0
140	33	0	0	10	2	0	1	5	1	0	0
60	92	0	0	5	9	0	0	0	0	0	0
20	464	0	0	0	4	0	0	0	0	5	12
0	26	0	0	0	0	0	0	0	0	0	0
15	30	0	0	0	7	0	0	0	0	5	1
35	112	0	0	5	14	0	0	0	20	0	1
6,985	9,494	40	44	490	766	85	104	300	416	55	22
2,720	4,021	15	24	250	390	35	47	135	200	0	0
1,215	1,112	0	1	90	90	15	9	75	59	0	0
450	387	0	0	15	17	0	0	5	8	10	11
270	134	0	0	5	2	0	0	10	2	0	0
60	44	0	0	5	2	0	0	0	1	0	0
240	407	0	0	10	18	0	5	5	6	0	3
720	180	5	0	35	8	15	9	15	3	30	6
6,370	3,137	35	18	445	234	75	34	285	135	0	1
0	0	0	0	0	0	0	0	0	0	0	0
0	0	0	0	0	0	5	0	0	0	0	0
0	0	0	0	0	0	0	0	0	0	0	0
9,215	28,283	65	168	600	2,060	115	303	465	1,232	220	325

Client counts rounded to the nearest multiple of five. Dollars are direct service costs in thousands. Tables show clients' place of residence, not place of service. Shading is a visual guide only.

Source: DSHS ORDA-NADB FY94 Client Database





White (Non-Hispanic)		Black (Non-Hispanic)		Indian (Non-Hispanic)		Asian (Non-Hispanic)		Hispanic		Unknown Race	
Clients	\$/Thousands	Clients	\$/Thousands	Clients	\$/Thousands	Clients	\$/Thousands	Clients	\$/Thousands	Clients	\$/Thousands
490	4,680	0	2	90	1,188	0	0	10	96	5	6
200	65	0	0	40	13	0	0	5	1	5	1
85	157	0	0	15	24	0	0	0	0	5	6
125	596	0	2	20	70	0	0	5	17	0	0
10	22	0	0	0	0	0	0	0	0	0	0
10	7	0	0	0	0	0	0	0	2	0	0
250	3,822	0	0	45	1,079	0	0	5	75	0	0
30	8	0	0	5	1	0	0	0	0	0	0
380	246	5	2	180	159	0	0	120	45	5	1
20	11	0	0	10	5	0	0	5	0	0	0
55	9	0	0	45	7	0	0	0	0	0	0
40	100	0	0	40	83	0	0	0	17	0	0
350	121	5	2	150	53	0	0	115	28	5	1
0	0	0	0	0	0	0	0	0	0	0	0
10	6	0	0	10	10	0	0	0	0	0	0
995	1,216	0	13	300	554	5	34	550	416	30	24
360	134	0	0	85	35	0	0	65	26	10	3
55	75	0	0	0	4	0	0	5	6	0	0
260	7	0	0	85	2	0	0	140	3	5	0
35	8	0	0	10	1	0	0	5	5	0	0
10	14	0	0	5	5	0	0	0	1	0	1
205	543	0	13	120	274	5	24	30	72	0	9
5	88	0	0	15	179	0	0	0	0	0	0
10	17	0	0	0	5	0	0	0	6	10	5
160	187	0	0	20	19	0	0	320	287	5	5
70	125	0	0	25	17	0	10	15	11	0	0
90	168	0	0	30	25	0	11	30	40	0	0
85	54	0	0	30	19	0	1	25	14	0	0
0	0	0	0	0	0	0	0	0	0	0	0
5	19	0	0	0	0	0	2	5	9	0	0
20	79	0	0	5	6	0	8	10	13	0	0
5	14	0	0	0	0	0	0	0	0	0	0
0	0	0	0	0	0	0	0	0	1	0	0
5	2	0	0	0	0	0	1	5	3	0	0
25	334	0	0	5	76	0	0	5	114	0	0
15	57	0	0	0	8	0	0	0	0	0	0
5	58	0	0	5	45	0	0	5	30	0	0
15	219	0	0	0	23	0	0	5	84	0	0
6,030	8,467	25	58	1,510	2,047	25	17	2,555	2,602	165	80
535	0	0	0	155	0	5	0	380	0	15	0
585	2,492	5	10	165	750	0	3	275	906	5	15
1,325	343	5	3	350	80	0	0	555	107	40	6
1,650	616	10	3	275	106	5	3	710	124	20	4
4,895	1,721	20	10	1,205	523	15	4	1,920	858	130	28
50	15	0	0	15	5	0	0	5	1	0	0
4,210	1,596	20	17	765	168	10	1	1,595	206	90	9
1,240	227	10	1	170	37	5	0	440	63	20	2
3,380	798	15	11	735	188	5	1	975	243	45	7
935	70	0	0	115	8	0	0	850	66	50	3
605	333	0	2	280	147	5	2	55	24	10	5
650	255	5	1	80	35	0	1	15	5	0	0
130	194	0	0	20	19	0	0	5	5	0	0
115	89	0	0	20	12	0	0	5	2	0	0
15	9	0	0	0	0	0	0	0	0	0	0
5	1	0	0	0	0	0	0	0	1	0	0
30	19	0	0	0	0	0	0	0	0	0	0
35	36	0	0	5	1	0	0	0	2	0	0
25	19	0	0	5	5	0	0	0	0	0	0
25	21	0	0	5	1	0	0	0	0	0	0
945	2,546	5	13	90	904	5	21	110	196	10	53
300	666	0	3	35	59	0	3	45	74	0	7
690	236	5	2	40	19	0	0	85	35	5	1
210	30	0	0	25	4	0	0	25	3	0	0
460	409	5	3	45	29	0	3	55	27	0	2
15	2	0	0	5	0	0	0	0	0	0	0
170	327	0	5	20	87	0	1	15	45	5	4
15	324	0	0	10	417	0	0	0	5	0	0
0	52	0	0	0	0	0	0	0	0	0	0
20	23	0	0	5	18	0	0	0	0	5	9
60	473	0	0	30	270	0	14	0	6	5	30
5,640	7,283	25	39	1,420	2,161	20	24	1,320	1,048	140	41
2,095	2,840	5	8	840	1,259	10	13	315	442	0	1
955	825	5	6	200	153	5	4	130	78	0	0
300	254	0	0	75	49	0	0	25	12	65	31
390	175	0	1	40	11	0	0	25	9	0	0
35	36	0	0	15	11	0	0	5	2	0	0
225	432	5	13	30	51	0	1	10	17	0	0
695	199	5	1	160	40	0	0	45	11	35	7
5,130	2,492	20	10	1,200	584	15	6	1,280	474	15	2
0	0	0	0	0	0	0	0	0	0	0	0
0	0	0	0	0	0	0	0	0	0	0	0
0	0	0	0	0	0	0	0	0	0	0	0
7,995	25,133	35	127	1,860	7,132	25	108	3,320	4,563	340	206

Client counts rounded to the nearest multiple of five. Dollars are direct service costs in thousands. Tables show clients' place of residence, not place of service. Shading is a visual guide only.

Source: DSHS ORDA-NADB FY94 Client Database



White (Non-Hispanic)		Black (Non-Hispanic)		Indian (Non-Hispanic)		Asian (Non-Hispanic)		Hispanic		Unknown Race	
Clients	\$/Thousands	Clients	\$/Thousands	Clients	\$/Thousands	Clients	\$/Thousands	Clients	\$/Thousands	Clients	\$/Thousands
355	3,376	0	0	0	29	5	30	0	21	0	1
150	51	0	0	0	0	0	0	0	0	0	0
105	195	0	0	0	0	0	0	0	0	0	1
95	390	0	0	0	4	0	0	0	4	0	0
15	15	0	0	0	0	0	0	0	0	0	0
5	3	0	0	0	0	0	0	0	0	0	0
185	2,721	0	0	0	24	0	30	0	17	0	0
10	1	0	0	0	0	0	0	0	0	0	0
190	130	0	0	5	2	0	0	5	1	0	0
15	25	0	0	0	0	0	0	0	0	0	0
25	4	0	0	0	0	0	0	0	0	0	0
20	51	0	0	0	1	0	0	0	0	0	0
160	44	0	0	0	1	0	0	5	1	0	0
0	0	0	0	0	0	0	0	0	0	0	0
10	6	0	0	0	0	0	0	0	0	0	0
435	449	5	3	10	23	45	22	10	28	15	60
310	114	5	2	5	2	40	14	5	3	15	4
5	6	0	0	0	0	0	0	0	0	0	0
10	0	0	0	0	0	0	0	0	0	0	0
15	11	0	0	0	1	0	0	0	0	0	2
10	2	0	0	0	0	5	1	0	0	0	0
75	139	0	0	5	11	5	7	5	22	0	7
5	90	0	0	0	0	0	0	0	0	0	41
0	4	0	0	0	8	0	0	0	0	0	6
50	56	0	1	0	1	0	0	0	0	0	1
30	26	0	0	0	1	0	1	0	3	0	0
45	261	0	0	0	0	0	0	0	0	0	0
40	24	0	0	0	0	0	0	0	0	0	0
0	0	0	0	0	0	0	0	0	0	0	0
5	120	0	0	0	0	0	0	0	0	0	0
15	57	0	0	0	0	0	0	0	0	0	0
5	7	0	0	0	0	0	0	0	0	0	0
5	2	0	0	0	0	0	0	0	0	0	0
5	51	0	0	0	0	0	0	0	0	0	0
5	29	0	0	0	0	0	0	0	0	0	20
5	4	0	0	0	0	0	0	0	0	0	0
0	2	0	0	0	0	0	0	0	0	0	9
0	23	0	0	0	0	0	0	0	0	0	11
3,645	5,352	15	10	55	49	350	267	270	602	40	38
460	0	5	0	5	0	75	0	50	0	0	0
395	1,644	0	0	5	11	20	69	45	363	5	15
1,305	374	10	2	15	4	95	23	105	25	15	2
1,255	555	5	2	15	3	75	27	75	17	10	2
2,465	833	10	2	40	11	230	69	195	94	30	10
30	8	0	0	0	0	0	0	0	1	0	0
2,545	1,076	10	2	35	12	225	38	170	23	30	1
795	156	0	1	15	2	60	11	60	10	5	0
1,940	439	5	1	30	3	130	23	135	62	10	3
290	22	0	0	5	0	20	1	40	3	5	0
125	51	0	0	0	0	15	4	5	3	5	4
485	193	0	0	5	2	5	2	5	1	0	0
60	76	0	1	0	0	0	3	0	0	0	0
60	49	0	1	0	0	0	1	0	0	0	0
0	0	0	0	0	0	0	0	0	0	0	0
5	3	0	0	0	0	0	1	0	0	0	0
10	2	0	0	0	0	0	0	0	0	0	0
10	9	0	0	0	0	0	0	0	0	0	0
15	9	0	0	0	0	0	0	0	0	0	0
15	3	0	0	0	0	0	1	0	0	0	0
495	979	0	0	10	10	15	11	20	27	5	5
205	214	0	0	5	3	5	4	5	6	0	1
105	27	0	0	0	0	5	1	5	1	0	0
190	24	0	0	5	1	5	0	10	1	0	0
325	194	0	0	5	5	10	3	10	4	0	0
110	15	0	0	5	1	10	1	5	0	0	0
25	30	0	0	0	0	0	0	0	0	0	0
15	390	0	0	0	0	0	0	0	5	0	4
0	0	0	0	0	0	0	0	0	0	0	0
5	13	0	0	0	0	0	0	0	0	0	0
20	72	0	0	0	0	0	1	0	9	0	0
3,610	4,400	15	29	60	100	350	586	225	180	15	4
1,340	1,767	10	12	35	53	125	198	65	83	0	0
565	524	5	2	10	8	125	151	35	13	0	0
150	121	5	2	0	0	15	6	15	2	0	0
100	54	0	0	5	4	20	6	0	0	0	0
35	30	0	1	0	1	0	3	0	0	0	0
100	163	0	4	0	1	5	5	0	1	0	0
455	128	0	0	5	1	35	6	5	0	10	4
3,310	1,590	15	7	55	32	330	194	215	78	0	0
5	2	0	0	0	0	5	3	0	0	0	0
10	0	0	0	0	0	305	14	0	0	0	0
0	0	0	0	0	0	0	0	0	0	0	0
4,780	15,051	20	43	80	214	380	920	340	858	70	129

Client counts rounded to the nearest multiple of five. Dollars are direct service costs in thousands. Tables show clients' place of residence, not place of service. Shading is a visual guide only.

Source: DSHS ORDA-NADB FY94 Client Database



White (Non-Hispanic)		Black (Non-Hispanic)		Indian (Non-Hispanic)		Asian (Non-Hispanic)		Hispanic		Unknown Race	
Clients	\$/Thousands	Clients	\$/Thousands	Clients	\$/Thousands	Clients	\$/Thousands	Clients	\$/Thousands	Clients	\$/Thousands
250	1,599	0	0	5	37	0	0	0	0	0	0
180	49	0	0	5	1	0	0	0	0	0	0
120	299	0	0	0	7	0	0	0	0	0	0
75	279	0	0	5	25	0	0	0	0	0	0
5	2	0	0	0	0	0	0	0	0	0	0
0	1	0	0	0	0	0	0	0	0	0	0
60	966	0	0	0	3	0	0	0	0	0	0
10	2	0	0	0	0	0	0	0	0	0	0
85	84	0	0	5	2	0	0	0	0	0	1
0	0	0	0	0	0	0	0	0	0	0	0
30	4	0	0	0	0	0	0	0	0	0	0
5	17	0	0	0	0	0	0	0	0	0	0
70	61	0	0	5	1	0	0	0	0	0	1
0	0	0	0	0	0	0	0	0	0	0	0
0	2	0	0	0	0	0	0	0	0	0	0
470	671	5	9	30	92	0	0	10	4	10	6
315	120	5	1	20	7	0	0	5	2	5	2
15	10	0	0	0	0	0	0	0	0	0	1
60	1	0	0	0	0	0	0	0	0	0	0
50	12	0	0	0	0	0	0	0	0	0	0
5	5	0	0	0	0	0	0	0	0	0	0
65	152	0	8	15	42	0	0	0	0	0	3
15	320	0	0	5	36	0	0	0	0	0	0
10	26	0	0	0	0	0	0	0	0	0	0
10	7	0	0	0	5	0	0	0	2	0	0
40	14	0	0	5	2	0	0	0	0	0	0
30	96	0	0	0	0	0	0	0	0	0	0
25	17	0	0	0	0	0	0	0	0	0	0
0	0	0	0	0	0	0	0	0	0	0	0
0	0	0	0	0	0	0	0	0	0	0	0
15	58	0	0	0	0	0	0	0	0	0	0
0	15	0	0	0	0	0	0	0	0	0	0
0	0	0	0	0	0	0	0	0	0	0	0
0	6	0	0	0	0	0	0	0	0	0	0
5	68	0	0	0	0	0	0	0	2	0	0
5	12	0	0	0	0	0	0	0	2	0	0
0	51	0	0	0	0	0	0	0	0	0	0
0	5	0	0	0	0	0	0	0	0	0	0
3,195	4,451	15	10	100	227	0	0	30	29	70	46
220	0	0	0	5	0	0	0	0	0	0	0
295	1,340	0	0	15	137	0	0	0	3	5	12
820	148	5	0	30	8	0	0	5	1	10	3
855	358	5	0	25	9	0	0	5	1	5	2
2,625	911	15	2	95	28	0	0	30	7	50	11
35	11	0	0	0	0	0	0	0	0	0	0
2,230	741	10	1	70	19	0	0	20	5	30	2
1,055	258	10	2	40	14	0	0	5	1	15	2
1,655	290	10	1	65	7	0	0	20	2	15	3
295	21	0	0	15	1	0	0	5	0	15	1
405	284	5	3	5	2	0	0	15	8	10	10
235	90	0	0	5	2	0	0	0	1	0	0
65	96	0	0	0	0	0	0	0	0	0	0
65	49	0	0	0	0	0	0	0	0	0	0
0	0	0	0	0	0	0	0	0	0	0	0
0	0	0	0	0	0	0	0	0	0	0	0
5	2	0	0	0	0	0	0	0	0	0	0
20	19	0	0	0	0	0	0	0	0	0	0
10	15	0	0	0	0	0	0	0	0	0	0
15	11	0	0	0	0	0	0	0	0	0	0
475	1,025	0	0	20	35	0	0	5	9	5	9
165	274	0	0	10	23	0	0	0	2	0	5
100	28	0	0	5	2	0	0	0	0	0	0
235	34	0	0	10	1	0	0	0	0	0	0
375	196	0	0	15	8	0	0	5	3	5	2
120	15	0	0	0	0	0	0	0	0	5	1
15	40	0	0	0	0	0	0	0	0	0	0
10	106	0	0	0	0	0	0	0	0	0	0
0	77	0	0	0	0	0	0	0	0	0	0
5	61	0	0	0	0	0	0	0	0	0	0
20	189	0	0	0	1	0	0	0	4	0	0
3,360	4,758	15	26	115	160	0	2	30	45	5	6
1,420	1,964	5	0	50	66	0	1	15	20	0	0
725	675	5	10	30	29	0	0	10	8	0	0
95	68	0	2	0	2	0	0	0	1	0	3
140	54	0	2	0	0	0	0	0	0	0	0
25	18	0	0	0	0	0	0	0	0	0	0
140	267	0	1	0	6	0	0	0	1	0	0
335	94	0	1	5	1	0	0	0	0	5	3
3,130	1,603	15	10	110	55	0	1	25	15	0	0
0	0	0	0	0	0	0	0	0	0	0	0
0	0	0	0	0	0	0	0	0	0	0	0
0	0	0	0	0	0	0	0	0	0	0	0
4,130	12,849	15	46	145	552	0	2	35	89	85	67

Client counts rounded to the nearest multiple of five. Dollars are direct service costs in thousands. Tables show clients' place of residence, not place of service. Shading is a visual guide only.

Source: DSHS ORDA-NADB FY94 Client Database









White (Non-Hispanic)		Black (Non-Hispanic)		Indian (Non-Hispanic)		Asian (Non-Hispanic)		Hispanic		Unknown Race	
Clients	\$/Thousands	Clients	\$/Thousands	Clients	\$/Thousands	Clients	\$/Thousands	Clients	\$/Thousands	Clients	\$/Thousands
110	1,622	0	27	0	32	0	0	0	0	0	0
20	6	0	0	0	0	0	0	0	0	0	0
25	73	0	0	0	0	0	0	0	0	0	0
10	47	0	0	0	0	0	0	0	0	0	0
0	0	0	0	0	0	0	0	0	0	0	0
0	0	0	0	0	0	0	0	0	0	0	0
80	1,496	0	27	0	32	0	0	0	0	0	0
5	1	0	0	0	0	0	0	0	0	0	0
100	111	0	0	5	15	0	0	5	9	0	0
15	8	0	0	0	0	0	0	0	0	0	0
20	3	0	0	0	0	0	0	0	0	0	0
10	43	0	0	0	12	0	0	0	6	0	0
90	51	0	0	5	2	0	0	5	2	0	0
0	2	0	0	0	0	0	0	0	0	0	0
0	0	0	0	0	0	0	0	0	0	0	0
115	143	0	2	5	2	0	0	5	3	20	16
50	17	0	0	5	2	0	0	0	0	10	4
10	27	0	0	0	0	0	0	0	0	0	4
0	0	0	0	0	0	0	0	0	0	0	0
0	0	0	0	0	0	0	0	0	0	0	0
0	0	0	0	0	0	0	0	0	0	0	0
15	30	0	0	0	0	0	0	0	0	0	0
0	0	0	0	0	0	0	0	0	0	0	0
0	8	0	0	0	0	0	0	0	0	0	0
30	35	0	0	0	0	0	0	0	2	5	8
30	26	0	2	0	0	0	0	0	1	0	0
15	28	0	0	0	0	0	0	0	0	0	0
15	10	0	0	0	0	0	0	0	0	0	0
0	0	0	0	0	0	0	0	0	0	0	0
0	0	0	0	0	0	0	0	0	0	0	0
10	18	0	0	0	0	0	0	0	0	0	0
0	0	0	0	0	0	0	0	0	0	0	0
0	0	0	0	0	0	0	0	0	0	0	0
0	0	0	0	0	0	0	0	0	0	0	0
5	37	0	0	0	0	0	0	0	0	0	0
0	4	0	0	0	0	0	0	0	0	0	0
0	29	0	0	0	0	0	0	0	0	0	0
0	4	0	0	0	0	0	0	0	0	0	0
930	1,010	5	7	5	3	10	3	15	19	5	1
135	0	0	0	0	0	0	0	5	0	0	0
90	296	0	1	0	0	0	0	0	3	0	0
65	16	0	0	0	0	0	0	5	0	0	0
175	83	0	0	0	0	0	1	5	6	0	0
655	203	5	1	0	0	5	1	15	6	0	0
10	1	0	0	0	0	0	0	0	0	0	0
560	165	5	4	0	1	5	0	10	2	5	0
200	35	0	0	0	0	5	1	5	0	0	0
335	141	0	1	0	3	5	0	5	1	0	0
160	13	0	0	0	0	5	0	0	0	0	0
25	15	0	0	0	0	0	0	0	0	0	0
105	42	0	0	0	0	0	0	0	0	0	0
10	11	0	0	0	0	0	0	0	1	0	1
10	6	0	0	0	0	0	0	0	1	0	1
0	0	0	0	0	0	0	0	0	0	0	0
0	0	0	0	0	0	0	0	0	0	0	0
5	2	0	0	0	0	0	0	0	0	0	0
5	2	0	0	0	0	0	0	0	0	0	1
0	1	0	0	0	0	0	0	0	0	0	0
0	0	0	0	0	0	0	0	0	0	0	0
150	361	0	8	0	2	0	4	5	6	0	0
50	83	0	7	0	0	0	3	0	0	0	0
15	7	0	0	0	0	0	0	0	0	0	0
50	6	0	0	0	0	0	0	0	0	0	0
110	125	0	0	0	2	0	0	5	6	0	0
25	4	0	0	0	0	0	0	0	0	0	0
10	10	0	0	0	0	0	0	0	0	0	0
0	79	0	0	0	0	0	0	0	0	0	0
0	0	0	0	0	0	0	0	0	0	0	0
5	1	0	0	0	0	0	0	0	0	0	0
5	28	0	0	0	0	0	0	0	0	0	0
765	759	0	5	0	1	5	11	15	17	5	1
265	300	0	4	0	0	5	5	10	7	0	0
75	72	0	0	0	0	0	0	5	1	0	0
20	26	0	0	0	0	0	2	0	3	0	0
5	1	0	0	0	0	0	0	0	0	0	0
5	3	0	0	0	0	0	0	0	0	0	0
45	76	0	0	0	0	0	0	0	1	0	0
55	9	0	0	0	0	0	0	0	0	5	0
710	269	0	1	0	0	5	3	10	4	0	0
0	0	0	0	0	0	0	0	0	0	0	0
0	0	0	0	0	0	0	0	0	0	0	0
0	0	0	0	0	0	0	0	0	0	0	0
1,290	4,082	5	49	15	55	10	18	20	55	30	19

Client counts rounded to the nearest multiple of five. Dollars are direct service costs in thousands. Tables show clients' place of residence, not place of service. Shading is a visual guide only.

Source: DSHS ORDA-NADB FY94 Client Database



White (Non-Hispanic)		Black (Non-Hispanic)		Indian (Non-Hispanic)		Asian (Non-Hispanic)		Hispanic		Unknown Race	
Clients	\$/Thousands	Clients	\$/Thousands	Clients	\$/Thousands	Clients	\$/Thousands	Clients	\$/Thousands	Clients	\$/Thousands
1,110	10,518	0	4	30	164	5	17	35	195	5	7
495	172	0	0	15	4	5	1	20	7	0	0
305	649	0	4	10	19	0	3	10	14	0	3
315	1,370	0	0	15	51	0	8	25	69	0	0
25	30	0	0	0	0	0	0	0	0	0	0
45	68	0	0	0	0	0	0	0	0	0	0
495	8,058	0	0	5	89	0	4	5	104	0	3
45	11	0	0	0	1	0	0	5	1	0	1
<b>790</b>	<b>945</b>	<b>5</b>	<b>5</b>	<b>50</b>	<b>87</b>	<b>0</b>	<b>0</b>	<b>95</b>	<b>72</b>	<b>0</b>	<b>0</b>
205	77	0	0	10	37	0	0	5	3	0	0
230	40	0	0	15	3	0	0	15	2	0	0
140	433	0	3	10	34	0	0	15	23	0	0
535	309	5	1	35	11	0	0	80	39	0	0
10	15	0	0	0	0	0	0	0	0	0	0
170	71	5	0	10	3	0	0	10	4	0	0
<b>1,450</b>	<b>2,721</b>	<b>30</b>	<b>214</b>	<b>145</b>	<b>389</b>	<b>15</b>	<b>64</b>	<b>735</b>	<b>617</b>	<b>215</b>	<b>252</b>
580	230	10	3	70	31	5	1	130	53	160	53
65	120	0	0	5	10	0	0	5	15	5	8
385	6	5	0	10	0	10	0	160	2	0	0
40	75	0	6	5	4	0	1	10	20	5	0
0	1	0	0	0	0	0	0	0	0	0	0
175	390	5	69	40	171	0	11	15	32	10	19
50	1,177	5	91	5	102	0	47	0	28	5	139
50	211	10	43	10	44	0	0	0	8	25	8
255	284	0	2	20	16	5	2	420	420	15	19
105	97	0	0	25	12	0	1	50	38	5	6
<b>275</b>	<b>2,074</b>	<b>5</b>	<b>4</b>	<b>10</b>	<b>36</b>	<b>0</b>	<b>1</b>	<b>35</b>	<b>56</b>	<b>10</b>	<b>17</b>
270	169	5	3	10	8	0	1	35	20	5	1
0	0	0	0	0	0	0	0	0	0	0	0
60	1,280	0	0	0	6	0	0	0	0	0	0
105	457	0	0	5	17	0	0	10	26	0	2
30	79	0	0	0	4	0	0	5	8	0	0
15	13	0	0	0	0	0	0	0	0	0	0
35	77	0	0	0	0	0	0	0	1	5	13
<b>35</b>	<b>520</b>	<b>0</b>	<b>1</b>	<b>0</b>	<b>0</b>	<b>0</b>	<b>0</b>	<b>10</b>	<b>76</b>	<b>0</b>	<b>0</b>
20	51	0	0	0	0	0	0	5	6	0	0
15	101	0	1	0	0	0	0	0	31	0	0
25	369	0	0	0	0	0	0	5	39	0	0
<b>10,390</b>	<b>15,328</b>	<b>80</b>	<b>135</b>	<b>555</b>	<b>925</b>	<b>70</b>	<b>73</b>	<b>3,650</b>	<b>3,495</b>	<b>165</b>	<b>90</b>
1,300	0	10	0	60	0	10	0	670	0	0	0
1,020	4,889	10	54	70	343	5	18	320	1,339	5	6
2,660	628	30	9	185	88	10	3	1,050	208	55	7
2,450	1,262	20	14	165	70	15	8	445	195	30	13
7,500	2,933	50	26	430	177	50	20	2,285	902	115	27
200	44	5	0	5	1	0	0	10	3	5	2
7,295	2,659	55	12	370	101	50	9	2,190	287	110	13
3,275	710	15	2	140	31	30	5	940	187	35	4
4,625	1,464	40	13	270	94	35	6	1,540	269	50	8
2,070	165	15	1	80	5	10	1	930	72	40	3
265	110	5	2	10	6	5	1	25	6	15	7
1,150	462	5	1	20	8	5	2	65	26	0	0
<b>515</b>	<b>884</b>	<b>5</b>	<b>8</b>	<b>40</b>	<b>48</b>	<b>5</b>	<b>13</b>	<b>50</b>	<b>103</b>	<b>35</b>	<b>59</b>
500	412	5	5	40	29	5	3	50	40	35	30
20	17	0	0	0	0	0	0	0	1	0	0
70	54	0	0	0	1	0	0	0	1	0	0
210	86	5	1	10	4	0	1	25	10	15	5
150	88	0	0	5	2	0	4	20	5	15	10
155	126	0	1	10	11	0	3	20	37	15	10
115	97	0	2	5	1	0	1	15	9	5	3
<b>1,810</b>	<b>8,682</b>	<b>15</b>	<b>96</b>	<b>75</b>	<b>161</b>	<b>10</b>	<b>46</b>	<b>130</b>	<b>348</b>	<b>25</b>	<b>191</b>
680	1,890	5	37	45	95	5	11	70	104	0	12
580	1,513	5	5	15	10	0	4	20	44	0	5
970	164	5	1	25	4	10	2	80	12	5	1
930	751	10	8	35	21	5	3	90	73	5	4
615	123	5	1	10	1	5	1	35	5	5	1
190	854	5	12	5	9	5	14	10	26	0	17
45	1,583	0	16	0	0	0	0	0	5	5	127
0	83	0	0	0	0	0	0	0	0	0	0
95	54	5	9	0	2	0	0	5	1	20	4
150	533	0	2	5	17	0	0	5	61	0	14
<b>9,805</b>	<b>12,472</b>	<b>70</b>	<b>100</b>	<b>550</b>	<b>822</b>	<b>55</b>	<b>71</b>	<b>3,220</b>	<b>3,047</b>	<b>75</b>	<b>27</b>
3,780	5,445	35	56	245	408	20	31	1,070	1,261	0	0
1,125	871	10	4	100	98	5	10	525	395	0	1
660	598	0	0	15	19	0	3	120	87	25	16
465	197	5	1	10	5	5	1	80	21	0	0
70	62	5	2	5	3	0	1	10	7	0	0
520	915	5	4	15	32	0	1	45	74	0	0
1,165	249	10	1	55	19	10	3	125	42	50	9
8,770	4,050	65	30	465	235	45	19	3,100	1,150	5	1
0	0	0	0	0	0	0	0	0	0	0	0
10	1	0	0	0	0	5	1	0	0	0	0
0	0	0	0	0	0	0	0	0	0	0	0
<b>14,255</b>	<b>54,144</b>	<b>110</b>	<b>566</b>	<b>745</b>	<b>2,632</b>	<b>100</b>	<b>284</b>	<b>4,850</b>	<b>8,010</b>	<b>515</b>	<b>644</b>

Client counts rounded to the nearest multiple of five. Dollars are direct service costs in thousands.

Tables show clients' place of residence, not place of service. Shading is a visual guide only.

Source: DSHS ORDA-NADB FY94 Client Database

Skamania	Use Rate %	County Rank	Total		Age 0 - 17		Age 18 - 64		Age Over 64	
			Clients	\$/Thousands	Clients	\$/Thousands	Clients	\$/Thousands	Clients	\$/Thousands
<b>AASA Total</b>	<b>0.68</b>	<b>38</b>	<b>65</b>	<b>305</b>	<b>0</b>	<b>0</b>	<b>15</b>	<b>69</b>	<b>45</b>	<b>236</b>
Case Mgt & Assmt	0.12	39	10	4	0	0	0	1	10	3
Chore Services	0.24	24	20	42	0	0	5	10	15	32
Personal Care	0.38	21	35	178	0	0	10	47	25	132
Adlt Family Home	0.09	2	10	8	0	0	0	0	5	7
Congregate Care	0.03	18	5	4	0	0	0	4	0	0
Nursing Home	0.08	39	5	68	0	0	0	7	5	61
Adult Prot Svc	0.08	7	5	1	0	0	0	0	5	1
<b>DASA Total</b>	<b>0.95</b>	<b>21</b>	<b>90</b>	<b>110</b>	<b>10</b>	<b>11</b>	<b>80</b>	<b>99</b>	<b>0</b>	<b>0</b>
Detoxification	0.02	30	0	1	0	0	0	1	0	0
ADATSA Assessmnt	0.26	11	25	4	0	0	25	4	0	0
Residential Tx	0.23	6	20	59	0	10	20	49	0	0
Outpatient Tx	0.70	27	65	43	5	1	60	42	0	0
Opiate Sub Tx	0.01	7	0	1	0	0	0	1	0	0
ADATSA Stipend	0.02	28	0	2	0	0	0	2	0	0
<b>DCFS Total</b>	<b>3.40</b>	<b>14</b>	<b>315</b>	<b>507</b>	<b>270</b>	<b>501</b>	<b>45</b>	<b>6</b>	<b>0</b>	<b>0</b>
CPS Acc Ref-Child	1.80	9	170	66	170	66	0	0	0	0
Family Rec Serv	0.14	6	15	48	15	48	0	0	0	0
First Steps	0.39	23	35	1	0	0	35	1	0	0
Home Services	0.34	2	30	16	20	14	10	2	0	0
Interim Care	0.04	13	5	12	5	12	0	0	0	0
Foster Care	0.69	3	65	198	65	198	0	0	0	0
Group Tx Care	0.02	21	0	8	0	4	0	3	0	0
Adoption	0.07	13	5	10	5	10	0	0	0	0
Emp/Trng CC-Child	0.30	23	30	30	30	30	0	0	0	0
Therapy CC-Child	0.49	1	45	118	45	118	0	0	0	0
<b>DDD Total</b>	<b>0.49</b>	<b>9</b>	<b>45</b>	<b>101</b>	<b>30</b>	<b>52</b>	<b>15</b>	<b>49</b>	<b>0</b>	<b>0</b>
Case Management	0.49	6	45	26	35	18	15	8	0	0
Res Hab Ctr(RHC)	0.00	6	0	0	0	0	0	0	0	0
Comm Residential	0.02	36	0	32	0	0	0	32	0	0
County Services	0.12	26	10	25	10	19	0	6	0	0
Family Supp Svcs	0.10	2	10	17	10	16	0	2	0	0
Prof Supp Svcs	0.00	32	0	0	0	0	0	0	0	0
Supp Cmnty Supt	0.01	30	0	0	0	0	0	0	0	0
<b>JRA Total</b>	<b>0.07</b>	<b>12</b>	<b>5</b>	<b>73</b>	<b>5</b>	<b>60</b>	<b>0</b>	<b>12</b>	<b>0</b>	<b>0</b>
Parole	0.05	6	5	16	5	4	0	12	0	0
Community Placmt	0.03	12	5	27	5	27	0	0	0	0
JRA Institutions	0.03	18	5	29	5	29	0	0	0	0
<b>MAA Total</b>	<b>18.19</b>	<b>18</b>	<b>1,690</b>	<b>1,833</b>	<b>900</b>	<b>582</b>	<b>710</b>	<b>1,130</b>	<b>80</b>	<b>121</b>
Eligible No Svc	2.34	14	220	0	125	0	90	0	0	0
Hosp Inpatient	1.27	26	120	564	25	212	75	342	15	10
ER-Outpt & Physn	4.30	21	400	92	200	33	200	59	0	0
Hosp Outpatient	4.46	17	415	174	130	33	250	126	35	15
Physician&Clinic	11.45	19	1,065	328	550	106	465	218	50	4
Psych Services	0.18	23	15	5	5	2	15	2	0	0
Prescriptions	11.10	20	1,030	280	495	31	480	196	60	53
Dental Care	5.23	13	485	95	260	40	210	51	15	4
Other Medical	7.48	16	695	145	310	45	345	87	40	12
EPSDT	3.00	15	280	21	250	19	30	2	0	0
Managed Care	2.29	19	215	92	140	61	70	31	0	0
Medicare Premium	1.01	33	95	38	0	0	40	16	55	22
<b>DVR Total</b>	<b>0.32</b>	<b>32</b>	<b>30</b>	<b>42</b>	<b>0</b>	<b>0</b>	<b>30</b>	<b>42</b>	<b>0</b>	<b>0</b>
Regular Case Mgt	0.31	32	30	20	0	0	30	20	0	0
SE Case Mgt	0.01	31	0	0	0	0	0	0	0	0
Assess Job Skill	0.04	11	5	2	0	0	5	2	0	0
Med/Psych Svc	0.03	36	5	0	0	0	5	0	0	0
Trng, Educ, Supl	0.12	15	10	14	0	0	10	14	0	0
Personal Support	0.05	30	5	4	0	0	5	4	0	0
Work Support	0.02	36	0	2	0	0	0	2	0	0
<b>MHD Total</b>	<b>1.91</b>	<b>20</b>	<b>180</b>	<b>297</b>	<b>65</b>	<b>136</b>	<b>110</b>	<b>160</b>	<b>5</b>	<b>2</b>
Case Management	0.32	35	30	34	20	23	5	11	0	0
Crisis Services	0.37	26	35	9	5	2	30	7	0	0
Intake-CMH Pr	0.76	15	70	12	35	7	35	5	0	0
Outpatient Tx	1.35	12	125	100	50	46	75	54	0	0
Medication Mgt	0.73	5	70	13	10	2	55	11	0	0
Day Treatment	0.05	33	5	45	5	45	0	0	0	0
State Institutns	0.03	30	5	13	0	0	5	13	0	0
Chld Stdy Tx Ctr	0.00	6	0	0	0	0	0	0	0	0
ITA-Comm Hosp	0.05	18	5	18	0	6	5	13	0	0
Comm Psych Inp	0.12	15	10	38	0	6	10	31	0	1
<b>ESA Total</b>	<b>18.91</b>	<b>15</b>	<b>1,760</b>	<b>2,234</b>	<b>840</b>	<b>1,173</b>	<b>875</b>	<b>1,033</b>	<b>40</b>	<b>27</b>
Regular AFDC	8.01	11	745	929	480	594	265	335	0	0
Employable AFDC	3.25	15	300	224	170	123	135	101	0	0
ESA ChildCare	1.13	13	105	104	105	104	0	0	0	0
JOBS	1.49	5	140	49	0	0	135	49	0	0
Pregnancy Grant	0.11	20	10	8	0	0	10	8	0	0
GA-U and GA-X	0.81	4	75	144	0	0	75	144	0	0
SSI Sup & ABP	1.64	23	150	30	25	2	95	21	30	6
Food Assistance	17.39	14	1,615	736	765	350	820	366	35	20
Refugee Grants	0.00	17	0	0	0	0	0	0	0	0
Refugee Self-suf	0.03	23	5	1	0	0	5	1	0	0
Refugee UM	0.00	2	0	0	0	0	0	0	0	0
<b>DSHS Agency Total</b>	<b>25.66</b>	<b>17</b>	<b>2,385</b>	<b>5,501</b>	<b>1,180</b>	<b>2,516</b>	<b>1,110</b>	<b>2,599</b>	<b>95</b>	<b>385</b>

Client counts rounded to the nearest multiple of five. Dollars are direct service costs in thousands. Tables show clients' place of residence, not place of service. Shading is a visual guide only.

Source: DSHS ORDA-NADB FY94 Client Database

White (Non-Hispanic)		Black (Non-Hispanic)		Indian (Non-Hispanic)		Asian (Non-Hispanic)		Hispanic		Unknown Race	
Clients	\$/Thousands	Clients	\$/Thousands	Clients	\$/Thousands	Clients	\$/Thousands	Clients	\$/Thousands	Clients	\$/Thousands
60	298	0	0	0	5	0	0	0	2	0	0
10	4	0	0	0	0	0	0	0	0	0	0
20	40	0	0	0	0	0	0	0	2	0	0
35	174	0	0	0	4	0	0	0	0	0	0
5	8	0	0	0	0	0	0	0	0	0	0
5	4	0	0	0	0	0	0	0	0	0	0
5	68	0	0	0	0	0	0	0	0	0	0
5	1	0	0	0	0	0	0	0	0	0	0
85	105	0	0	0	1	0	0	0	4	0	0
0	1	0	0	0	0	0	0	0	0	0	0
25	4	0	0	0	0	0	0	0	0	0	0
20	55	0	0	0	0	0	0	0	4	0	0
65	42	0	0	0	1	0	0	0	0	0	0
0	1	0	0	0	0	0	0	0	0	0	0
0	2	0	0	0	0	0	0	0	0	0	0
270	423	0	2	15	38	0	8	20	24	10	12
150	59	0	0	5	1	0	0	10	5	5	1
15	48	0	0	0	0	0	0	0	0	0	0
30	1	0	0	0	0	0	0	0	0	0	0
25	15	0	0	5	1	0	0	5	0	0	0
5	7	0	0	0	5	0	0	0	0	0	0
50	136	0	2	10	26	0	7	5	18	0	10
0	3	0	0	0	4	0	0	0	0	0	0
5	9	0	0	0	0	0	0	0	0	5	1
25	29	0	0	0	0	0	0	0	1	0	0
45	117	0	0	0	0	0	0	0	0	0	0
45	98	0	0	0	3	0	0	0	0	0	0
45	26	0	0	0	1	0	0	0	0	0	0
0	0	0	0	0	0	0	0	0	0	0	0
0	32	0	0	0	0	0	0	0	0	0	0
10	23	0	0	0	2	0	0	0	0	0	0
10	17	0	0	0	0	0	0	0	0	0	0
0	0	0	0	0	0	0	0	0	0	0	0
0	0	0	0	0	0	0	0	0	0	0	0
5	62	0	0	0	11	0	0	0	0	0	0
5	14	0	0	0	2	0	0	0	0	0	0
5	27	0	0	0	0	0	0	0	0	0	0
0	21	0	0	0	8	0	0	0	0	0	0
1,545	1,737	0	1	60	44	5	5	65	41	20	6
195	0	0	0	10	0	0	0	10	0	0	0
115	546	0	0	5	9	0	0	5	10	0	0
365	82	0	0	15	4	0	0	15	4	5	1
385	165	0	0	15	5	0	2	15	2	0	0
980	303	0	0	40	11	0	2	35	11	10	1
15	4	0	0	0	0	0	0	0	0	0	0
960	270	0	0	30	6	0	0	25	3	10	1
440	84	0	0	20	4	0	0	20	6	0	0
635	138	0	0	25	3	0	1	25	3	10	1
255	19	0	0	5	1	0	0	10	1	5	0
205	88	0	0	5	2	0	0	0	0	5	2
90	38	0	0	0	1	0	0	0	0	0	0
30	42	0	0	0	0	0	0	0	0	0	1
30	19	0	0	0	0	0	0	0	0	0	1
0	0	0	0	0	0	0	0	0	0	0	0
5	2	0	0	0	0	0	0	0	0	0	0
5	0	0	0	0	0	0	0	0	0	0	0
10	14	0	0	0	0	0	0	0	0	0	0
5	4	0	0	0	0	0	0	0	0	0	0
0	2	0	0	0	0	0	0	0	0	0	0
140	258	0	0	10	11	0	1	20	20	5	8
25	32	0	0	0	0	0	0	5	1	0	0
30	8	0	0	0	0	0	0	5	0	0	0
55	9	0	0	5	1	0	0	10	1	0	0
100	80	0	0	10	3	0	0	15	11	5	6
50	10	0	0	0	0	0	0	10	1	5	1
5	43	0	0	0	2	0	0	0	0	0	0
5	13	0	0	0	0	0	0	0	0	0	0
0	0	0	0	0	0	0	0	0	0	0	0
5	18	0	0	0	0	0	0	0	0	0	0
10	33	0	0	0	6	0	0	0	0	0	0
1,625	2,055	0	2	65	87	5	4	55	80	10	6
700	862	0	1	20	33	0	0	20	31	0	3
265	192	0	0	10	18	0	3	20	11	0	0
100	98	0	0	5	3	0	0	5	2	0	1
125	43	0	0	10	5	0	0	10	2	0	0
10	8	0	0	0	0	0	0	0	0	0	0
70	133	0	0	0	4	0	0	0	7	0	0
140	29	0	0	5	1	0	0	0	0	5	1
1,495	682	0	1	60	23	5	1	55	27	5	1
0	0	0	0	0	0	0	0	0	0	0	0
5	1	0	0	0	0	0	0	0	0	0	0
0	0	0	0	0	0	0	0	0	0	0	0
2,175	5,078	5	5	80	198	5	17	85	171	40	32

Client counts rounded to the nearest multiple of five. Dollars are direct service costs in thousands. Tables show clients' place of residence, not place of service. Shading is a visual guide only.

Source: DSHS ORDA-NADB FY94 Client Database



White (Non-Hispanic)		Black (Non-Hispanic)		Indian (Non-Hispanic)		Asian (Non-Hispanic)		Hispanic		Unknown Race	
Clients	\$/Thousands	Clients	\$/Thousands	Clients	\$/Thousands	Clients	\$/Thousands	Clients	\$/Thousands	Clients	\$/Thousands
4,175	45,596	40	409	35	358	75	583	35	248	40	188
1,770	599	15	4	25	8	40	9	20	6	5	2
785	1,774	10	24	5	11	15	31	5	7	0	0
1,385	5,728	20	112	20	79	50	338	15	73	5	31
180	283	0	0	0	0	0	0	5	1	0	0
280	402	5	5	5	10	0	0	0	0	0	0
1,975	36,113	10	256	15	249	10	201	10	154	15	144
145	38	0	0	0	0	0	0	5	1	10	3
<b>2,865</b>	<b>3,025</b>	<b>80</b>	<b>115</b>	<b>125</b>	<b>117</b>	<b>30</b>	<b>19</b>	<b>100</b>	<b>115</b>	<b>15</b>	<b>3</b>
630	279	25	9	35	14	0	1	15	12	0	0
720	114	35	6	20	3	5	1	20	3	0	0
340	998	15	57	20	43	0	7	15	55	0	0
2,105	1,339	50	29	85	46	25	9	75	38	15	3
130	147	0	2	5	5	0	2	0	2	0	0
180	141	10	9	5	5	0	0	5	5	0	0
<b>8,680</b>	<b>10,479</b>	<b>400</b>	<b>675</b>	<b>510</b>	<b>930</b>	<b>255</b>	<b>302</b>	<b>275</b>	<b>411</b>	<b>600</b>	<b>500</b>
5,155	2,029	260	99	330	129	150	47	135	59	295	102
265	335	10	8	15	16	15	18	10	15	5	9
1,420	37	35	1	30	1	50	1	70	2	90	2
250	216	15	16	45	55	0	5	15	24	5	4
90	122	5	11	5	6	10	13	5	7	0	0
1,290	4,139	100	290	115	478	40	185	55	194	35	91
55	944	5	88	5	77	0	9	0	12	0	106
140	540	15	37	5	25	0	0	10	32	75	12
825	1,208	45	56	35	48	5	12	20	28	90	141
645	852	40	67	80	94	5	6	25	37	20	33
<b>1,765</b>	<b>11,151</b>	<b>25</b>	<b>184</b>	<b>25</b>	<b>97</b>	<b>40</b>	<b>139</b>	<b>50</b>	<b>205</b>	<b>30</b>	<b>101</b>
1,725	1,063	25	15	25	13	35	23	50	30	25	13
0	0	0	0	0	0	0	0	0	0	0	0
310	7,107	5	138	5	24	5	78	5	130	0	37
745	1,976	10	17	10	15	15	29	25	28	10	25
195	440	0	3	5	11	5	3	10	10	5	21
130	139	0	5	0	2	5	4	5	6	5	2
155	426	0	6	5	31	0	0	5	1	0	2
<b>180</b>	<b>3,135</b>	<b>15</b>	<b>308</b>	<b>10</b>	<b>184</b>	<b>0</b>	<b>31</b>	<b>10</b>	<b>125</b>	<b>5</b>	<b>62</b>
115	236	5	10	5	6	0	1	5	8	0	1
60	602	5	48	5	42	0	5	5	22	0	1
135	2,297	15	250	10	136	0	25	5	95	5	60
<b>49,735</b>	<b>77,442</b>	<b>1,660</b>	<b>2,338</b>	<b>1,425</b>	<b>2,037</b>	<b>2,930</b>	<b>4,783</b>	<b>2,040</b>	<b>2,682</b>	<b>800</b>	<b>680</b>
5,075	0	180	0	125	0	215	0	240	0	25	0
4,555	20,369	100	582	145	844	240	1,306	200	818	35	129
12,615	3,639	500	133	450	140	430	127	535	131	190	40
10,435	5,784	300	169	240	91	575	308	410	156	145	87
33,835	12,729	1,015	328	1,075	356	2,365	988	1,455	584	545	142
1,155	279	25	4	15	2	25	5	35	8	15	2
33,910	12,657	990	216	975	188	2,225	692	1,270	285	515	95
13,715	2,888	415	60	280	52	1,100	262	485	98	180	37
22,085	8,909	645	410	685	160	1,420	354	915	289	280	55
7,370	640	265	22	210	15	320	27	445	38	165	13
17,855	7,597	850	397	445	170	1,080	512	585	242	140	63
4,750	1,950	45	19	50	19	230	201	85	35	20	18
<b>1,710</b>	<b>2,943</b>	<b>40</b>	<b>45</b>	<b>40</b>	<b>57</b>	<b>25</b>	<b>42</b>	<b>45</b>	<b>59</b>	<b>70</b>	<b>120</b>
1,535	1,182	35	22	40	30	25	20	35	27	70	48
175	120	0	1	0	1	0	0	5	5	0	1
215	120	5	2	5	2	0	0	5	2	5	5
580	240	15	6	15	7	10	1	15	5	25	10
520	579	10	5	10	8	5	9	10	11	10	33
350	260	10	2	10	2	5	0	5	2	10	7
435	408	5	3	10	8	10	11	10	6	20	17
<b>5,030</b>	<b>20,787</b>	<b>115</b>	<b>425</b>	<b>115</b>	<b>216</b>	<b>90</b>	<b>179</b>	<b>195</b>	<b>701</b>	<b>85</b>	<b>444</b>
1,620	4,177	25	47	25	41	40	69	60	194	5	5
560	1,037	10	10	15	10	5	2	10	13	0	1
2,660	399	60	8	50	8	50	8	100	15	10	1
3,710	3,547	80	68	85	84	65	45	165	161	10	15
1,570	400	30	6	15	5	35	11	60	10	0	2
625	2,353	10	22	10	12	5	12	20	70	5	16
120	5,030	5	228	0	0	0	17	5	180	15	361
0	51	0	0	0	0	0	0	0	0	0	0
190	231	10	3	5	14	5	2	5	3	50	15
430	2,028	10	25	5	33	5	5	15	33	10	24
<b>47,645</b>	<b>69,759</b>	<b>1,805</b>	<b>2,967</b>	<b>1,385</b>	<b>2,115</b>	<b>2,880</b>	<b>4,720</b>	<b>1,585</b>	<b>2,184</b>	<b>1,155</b>	<b>976</b>
20,605	30,587	980	1,426	805	1,106	905	1,620	720	1,019	30	38
6,715	6,220	220	191	220	178	490	633	235	205	35	49
2,825	3,989	150	237	65	99	50	80	80	84	735	754
2,555	1,072	100	35	45	12	140	73	65	26	5	2
375	313	10	5	5	3	10	7	10	7	0	0
2,410	4,527	100	201	35	61	95	213	55	90	0	3
5,530	2,174	130	50	120	53	670	381	160	62	255	70
42,850	20,280	1,690	807	1,250	598	2,290	1,297	1,465	673	95	50
140	147	5	2	0	0	100	125	5	9	0	2
1,100	221	20	4	0	0	1,280	182	15	3	40	2
0	0	0	0	0	0	10	100	0	0	0	0
<b>66,365</b>	<b>244,316</b>	<b>2,235</b>	<b>7,467</b>	<b>1,985</b>	<b>6,111</b>	<b>3,600</b>	<b>10,798</b>	<b>2,470</b>	<b>6,731</b>	<b>2,595</b>	<b>3,073</b>

Client counts rounded to the nearest multiple of five. Dollars are direct service costs in thousands.

Tables show clients' place of residence, not place of service. Shading is a visual guide only.

Source: DSHS ORDA-NADB FY94 Client Database





White (Non-Hispanic)		Black (Non-Hispanic)		Indian (Non-Hispanic)		Asian (Non-Hispanic)		Hispanic		Unknown Race	
Clients	\$/Thousands	Clients	\$/Thousands	Clients	\$/Thousands	Clients	\$/Thousands	Clients	\$/Thousands	Clients	\$/Thousands
5,370	51,010	95	780	75	569	40	406	55	336	35	324
1,910	590	35	13	45	14	15	7	30	9	10	2
1,085	2,466	20	56	15	32	5	12	10	36	5	16
1,685	6,908	50	242	45	185	20	133	25	97	10	27
275	161	5	2	10	3	0	2	5	9	0	0
215	287	5	14	5	8	0	0	0	10	0	1
2,355	39,658	25	441	20	326	10	249	15	171	15	275
440	92	10	3	10	2	0	0	5	1	5	1
2,880	3,853	230	296	300	276	10	17	130	165	20	26
880	319	90	29	125	46	0	0	25	7	0	2
820	136	70	11	65	10	0	0	35	5	0	0
840	1,698	85	155	80	141	0	6	40	83	5	15
1,525	1,356	110	72	130	66	10	5	80	61	15	9
60	129	0	2	0	0	0	6	0	0	0	0
465	202	40	20	25	12	0	0	20	9	0	0
7,905	13,224	450	1,197	500	1,133	95	92	265	660	270	312
3,665	1,323	205	83	215	84	40	15	105	44	125	41
275	228	10	8	5	7	5	5	5	5	5	2
790	14	25	0	35	1	15	0	45	1	15	0
870	416	75	26	95	29	5	1	50	39	0	0
245	385	15	20	10	10	5	8	10	18	0	0
1,400	3,596	170	433	195	543	10	18	60	139	20	56
170	3,671	20	394	25	283	0	23	15	289	0	39
270	1,169	35	116	30	94	5	14	15	67	105	156
1,100	1,520	25	35	25	30	5	5	20	21	5	18
690	840	70	78	45	48	5	2	25	29	0	0
2,095	61,088	40	631	45	1,052	10	103	40	1,667	10	141
1,700	1,075	40	24	40	27	10	6	30	18	5	4
395	44,965	5	468	5	590	0	70	15	1,130	0	123
385	11,228	5	79	10	336	0	0	10	343	0	13
615	2,356	15	44	15	59	5	18	10	33	0	1
235	943	5	15	10	40	0	9	10	22	0	0
65	47	0	0	0	0	0	0	0	4	0	0
160	473	0	0	0	0	0	0	5	117	0	1
170	2,959	40	890	15	275	5	23	15	201	0	2
95	243	15	28	5	8	0	0	5	18	0	0
85	777	25	339	10	125	0	13	5	98	0	2
90	1,939	20	523	10	142	0	10	5	85	0	0
58,865	97,417	2,030	3,289	2,005	3,263	1,510	1,909	1,490	2,455	2,315	2,437
3,505	0	125	0	135	0	95	0	95	0	20	0
4,285	21,614	105	636	160	946	65	245	130	663	30	271
8,120	1,923	305	72	460	109	120	26	275	60	205	35
7,900	4,049	225	179	250	157	140	66	200	106	105	40
25,725	9,332	745	239	1,000	358	535	188	680	256	480	115
1,530	392	55	15	25	5	70	13	45	14	10	3
39,060	15,126	1,210	375	1,240	397	845	154	960	282	470	70
18,880	3,807	625	112	620	138	600	140	475	89	155	33
21,700	10,150	695	410	740	208	665	166	555	218	260	117
4,990	417	175	13	220	15	120	8	160	13	150	10
31,645	28,086	1,335	1,190	1,200	901	905	854	850	731	1,730	1,731
6,025	2,521	105	49	75	29	55	48	55	24	25	11
2,565	3,543	80	92	90	115	20	28	70	94	20	20
2,485	1,835	75	50	90	57	15	14	65	52	15	13
80	50	5	1	0	2	0	1	5	2	0	0
165	87	5	2	5	3	0	1	5	2	0	1
490	214	10	2	20	5	5	1	15	4	5	1
565	630	15	19	20	29	5	9	15	11	0	1
820	221	30	7	30	7	5	1	25	5	5	2
795	445	25	11	35	10	5	2	25	17	5	2
8,565	39,527	275	1,430	225	705	195	502	280	930	80	236
2,455	2,529	85	59	60	191	50	38	60	78	5	6
3,030	1,919	90	90	80	36	40	75	85	35	25	18
3,000	593	85	17	80	15	50	9	125	21	10	2
4,340	4,105	160	111	150	125	145	133	195	164	20	23
2,160	707	60	24	35	9	20	5	35	10	5	1
860	1,651	30	44	15	17	5	7	15	30	0	0
555	23,885	20	996	20	210	5	175	20	442	5	164
10	397	0	0	0	0	0	24	5	63	0	0
160	501	5	16	0	4	5	20	0	9	30	12
595	3,005	10	62	15	78	5	17	15	77	5	10
55,660	86,712	2,165	3,699	2,110	3,606	1,675	2,642	1,410	2,347	1,150	822
23,805	35,547	1,190	1,789	1,175	1,764	445	692	690	1,020	5	6
10,225	9,923	320	261	350	330	510	606	285	271	25	28
4,310	5,122	180	237	115	112	15	20	135	125	800	719
5,555	2,140	205	64	215	61	155	54	155	63	0	1
550	476	20	21	25	21	10	8	25	20	0	0
2,585	5,141	95	179	100	200	25	50	80	136	0	0
7,315	1,484	250	40	250	39	160	68	140	16	250	38
50,235	26,209	2,020	1,086	1,955	1,061	1,345	785	1,305	676	50	25
80	77	0	0	0	0	145	164	0	2	0	0
785	138	30	5	0	0	1,025	191	0	1	10	1
0	0	0	0	0	0	0	0	0	0	0	0
75,140	359,334	2,655	12,305	2,660	10,993	1,950	5,722	1,840	8,853	3,770	4,320

Client counts rounded to the nearest multiple of five. Dollars are direct service costs in thousands. Tables show clients' place of residence, not place of service. Shading is a visual guide only.

Source: DSHS ORDA-NADB FY94 Client Database



White (Non-Hispanic)		Black (Non-Hispanic)		Indian (Non-Hispanic)		Asian (Non-Hispanic)		Hispanic		Unknown Race	
Clients	\$/Thousands	Clients	\$/Thousands	Clients	\$/Thousands	Clients	\$/Thousands	Clients	\$/Thousands	Clients	\$/Thousands
450	4,317	5	23	35	263	0	10	0	5	0	0
185	50	0	0	15	4	0	0	0	0	0	0
130	275	0	3	15	36	0	0	0	0	0	0
160	715	5	15	15	68	0	10	0	5	0	0
20	15	0	0	0	0	0	0	0	0	0	0
35	68	0	2	0	0	0	0	0	0	0	0
180	3,186	0	3	5	155	0	0	0	0	0	0
15	4	0	0	0	0	0	0	0	0	0	0
245	187	0	0	35	32	0	0	10	1	0	0
5	9	0	0	0	0	0	0	0	0	0	0
50	8	0	0	15	2	0	0	0	0	0	0
20	40	0	0	10	21	0	0	0	0	0	0
225	121	0	0	25	8	0	0	10	1	0	0
0	1	0	0	0	0	0	0	0	0	0	0
5	7	0	0	0	1	0	0	0	0	0	0
1,135	1,018	20	81	95	161	5	3	35	45	60	50
625	240	0	0	35	12	5	1	15	9	40	13
30	31	0	0	5	3	0	0	0	5	0	0
250	6	0	0	25	0	0	0	5	0	0	0
25	6	0	0	5	1	0	0	0	0	5	1
30	10	0	0	0	0	0	0	0	0	0	0
90	244	0	23	45	87	0	1	5	14	5	12
5	61	0	0	0	10	0	0	0	0	0	0
30	154	15	56	0	0	0	0	0	1	15	15
80	87	0	2	5	9	0	0	10	14	0	2
85	152	0	0	5	6	0	0	0	0	0	8
115	264	5	12	10	15	0	1	0	9	0	0
115	74	5	2	10	6	0	1	5	2	0	0
0	0	0	0	0	0	0	0	0	0	0	0
5	23	0	0	0	3	0	0	0	0	0	0
35	135	0	3	0	2	0	0	0	8	0	0
10	28	0	7	0	4	0	0	0	0	0	0
5	1	0	0	0	0	0	0	0	0	0	0
5	2	0	0	0	0	0	0	0	0	0	0
10	174	0	18	0	0	0	0	0	8	0	0
5	5	0	4	0	0	0	0	0	2	0	0
5	70	0	6	0	0	0	0	0	0	0	0
5	99	0	9	0	0	0	0	0	6	0	0
5,945	9,079	40	195	550	750	10	8	135	158	145	150
490	0	5	0	60	0	0	0	5	0	0	0
575	2,566	5	116	70	252	0	3	5	20	10	62
1,220	319	10	2	100	21	5	0	15	3	25	3
1,565	643	15	4	80	34	0	0	25	10	20	7
3,795	1,299	30	18	435	258	5	1	80	25	80	19
35	9	0	0	0	0	0	0	5	1	0	0
4,085	1,532	25	30	190	50	5	0	95	14	55	3
1,775	352	20	4	95	18	0	0	50	9	15	3
2,925	786	15	11	230	38	0	0	60	10	35	6
650	47	10	1	30	2	0	0	15	1	15	2
1,730	1,305	10	9	85	66	5	2	80	64	55	46
545	221	5	1	25	11	0	1	5	1	0	0
205	324	0	4	10	13	0	0	5	3	0	0
190	148	0	0	5	6	0	0	5	1	0	0
15	9	0	0	0	1	0	0	0	0	0	0
5	2	0	0	0	0	0	0	0	0	0	0
35	22	0	0	0	0	0	0	0	0	0	0
60	74	0	3	0	3	0	0	0	2	0	0
45	38	0	0	5	3	0	0	0	0	0	0
40	33	0	0	0	1	0	0	0	0	0	0
490	1,745	5	119	20	59	0	0	10	34	5	1
155	489	0	0	15	14	0	0	5	10	0	0
250	70	0	0	5	1	0	0	5	2	0	0
185	31	0	0	10	1	0	0	5	1	0	0
285	216	0	1	20	39	0	0	5	6	0	0
120	23	0	0	0	0	0	0	0	1	0	0
35	72	0	0	0	2	0	0	0	1	0	0
30	628	0	117	0	0	0	0	0	0	0	0
0	0	0	0	0	0	0	0	0	0	0	0
5	50	0	0	0	0	0	0	0	0	0	1
30	128	0	0	0	2	0	0	5	14	0	0
5,745	7,769	35	46	555	773	10	7	130	223	35	7
2,210	3,090	15	21	285	420	5	4	70	110	0	0
1,020	924	0	0	85	47	0	1	35	36	0	0
335	277	0	0	20	22	0	0	5	3	0	2
525	204	0	1	40	15	0	0	10	5	5	0
35	33	0	0	5	5	0	0	0	0	0	0
280	532	5	7	15	28	0	0	0	0	0	0
590	181	5	0	50	12	0	0	10	1	30	5
5,135	2,485	30	16	475	223	5	2	125	67	0	0
0	0	0	0	0	0	0	0	0	0	0	0
0	0	0	0	0	0	0	0	0	0	0	0
0	0	0	0	0	0	0	0	0	0	0	0
7,795	24,878	65	499	700	2,066	20	29	165	487	240	209

Client counts rounded to the nearest multiple of five. Dollars are direct service costs in thousands.

Tables show clients' place of residence, not place of service. Shading is a visual guide only.

Source: DSHS ORDA-NADB FY94 Client Database



White (Non-Hispanic)		Black (Non-Hispanic)		Indian (Non-Hispanic)		Asian (Non-Hispanic)		Hispanic		Unknown Race	
Clients	\$/Thousands	Clients	\$/Thousands	Clients	\$/Thousands	Clients	\$/Thousands	Clients	\$/Thousands	Clients	\$/Thousands
1,625	14,691	15	66	20	62	35	312	30	188	20	122
575	160	10	1	10	2	20	4	10	2	5	1
465	1,041	5	13	10	38	5	7	10	20	10	19
560	2,584	10	46	5	19	25	154	20	88	5	39
70	34	0	0	0	0	0	0	0	1	0	0
20	24	0	0	0	0	0	0	0	0	0	0
590	10,585	0	6	0	2	5	148	5	76	5	64
60	15	0	0	0	0	0	0	0	0	0	0
1,255	1,098	55	57	45	69	25	12	80	67	15	8
155	96	5	6	5	5	0	0	5	3	0	0
300	50	25	4	10	1	0	0	15	2	0	0
140	286	10	27	10	41	0	5	5	23	0	0
930	554	35	16	35	17	25	6	65	36	15	8
15	29	0	0	0	2	0	0	0	0	0	0
90	82	5	3	5	2	0	1	5	2	0	0
2,750	4,212	130	219	90	127	90	59	150	338	160	225
1,100	392	45	16	40	17	25	8	65	22	75	24
140	210	5	7	5	5	5	5	5	7	10	11
725	12	25	0	20	0	45	1	40	1	0	0
120	146	5	1	0	3	0	1	5	13	0	3
45	87	5	7	0	3	5	4	5	16	0	4
435	1,446	35	100	20	54	5	27	30	118	20	77
65	939	0	12	5	15	0	0	5	124	0	0
90	310	10	33	5	18	0	0	5	15	30	63
335	435	25	31	5	7	10	11	15	22	30	42
155	225	5	12	5	5	0	1	0	1	5	1
575	5,062	15	63	10	55	10	14	15	76	0	3
525	330	15	6	10	7	10	5	10	7	0	1
0	0	0	0	0	0	0	0	0	0	0	0
120	3,651	0	47	0	18	0	0	0	38	0	0
220	801	5	7	5	17	0	2	5	9	0	0
110	230	0	2	0	13	5	6	5	20	0	2
40	29	0	0	0	0	0	0	0	1	0	0
35	21	0	0	0	0	0	0	0	0	0	0
105	2,109	10	196	5	106	5	27	5	123	0	0
40	112	5	19	5	3	0	0	5	11	0	0
45	474	5	35	0	24	0	15	5	22	0	0
75	1,523	5	142	5	79	0	12	5	90	0	0
20,355	29,661	700	1,199	415	499	1,900	2,661	895	952	335	238
2,655	0	125	0	65	0	160	0	130	0	15	0
1,760	9,565	50	557	40	162	120	675	75	274	10	55
5,435	1,234	220	43	145	37	240	43	270	59	70	12
4,435	2,363	115	66	90	48	290	207	185	73	40	17
13,740	5,445	420	152	300	121	1,520	629	605	229	225	52
610	126	15	3	10	2	20	3	30	8	5	3
13,675	4,820	405	79	260	61	1,530	419	570	101	220	27
5,405	1,039	155	30	55	11	640	191	225	42	50	6
8,340	2,801	250	187	160	36	920	284	370	79	105	31
3,430	281	130	9	55	4	360	31	205	18	80	7
4,040	1,275	190	66	50	10	595	93	180	52	50	21
1,730	712	20	7	15	6	75	86	35	17	15	8
1,005	1,452	30	26	25	32	25	40	45	66	20	18
955	703	25	17	25	15	25	21	45	27	20	12
50	40	0	3	0	1	0	0	0	1	0	0
90	60	0	2	5	2	5	2	5	3	0	1
300	91	5	1	10	3	5	1	20	2	5	2
275	277	5	1	5	8	5	8	15	12	0	2
240	167	5	2	5	2	5	6	10	9	0	0
180	80	0	0	5	1	5	2	5	12	5	1
2,025	6,794	45	75	65	209	50	61	115	298	20	86
670	2,046	15	21	25	39	20	16	45	88	5	16
515	487	15	7	30	7	10	2	20	18	5	1
695	113	20	3	15	3	15	4	55	9	0	0
1,340	873	25	16	30	15	35	17	85	52	5	1
560	156	10	3	10	2	15	4	25	8	0	1
200	285	5	1	5	16	0	2	20	19	0	0
65	1,679	5	10	0	105	0	1	5	13	10	49
5	142	0	0	0	0	0	0	0	15	0	0
65	188	0	0	0	0	0	0	0	3	5	0
175	792	5	15	0	7	0	14	15	74	5	17
19,735	28,004	775	1,074	405	642	2,165	3,657	790	1,099	400	218
8,130	11,978	355	508	215	353	680	1,132	340	469	5	5
3,055	2,715	120	80	55	45	535	715	120	121	5	7
1,230	1,322	65	68	20	12	30	23	50	42	270	166
1,195	499	45	15	15	5	160	70	45	17	0	0
180	146	5	3	5	5	20	14	5	9	0	0
850	1,554	40	62	20	26	70	152	30	62	0	0
2,395	943	50	16	45	18	330	169	60	25	105	29
17,930	8,700	710	317	360	176	1,760	1,060	725	343	20	10
0	0	0	0	0	0	90	106	5	3	0	0
50	4	0	0	0	0	1,460	209	5	2	10	1
0	0	0	0	0	0	0	0	0	0	0	0
26,740	93,083	960	2,974	585	1,801	2,365	6,844	1,135	3,207	900	918

Client counts rounded to the nearest multiple of five. Dollars are direct service costs in thousands.

Tables show clients' place of residence, not place of service. Shading is a visual guide only.

Source: DSHS ORDA-NADB FY94 Client Database



White (Non-Hispanic)		Black (Non-Hispanic)		Indian (Non-Hispanic)		Asian (Non-Hispanic)		Hispanic		Unknown Race	
Clients	\$/Thousands	Clients	\$/Thousands	Clients	\$/Thousands	Clients	\$/Thousands	Clients	\$/Thousands	Clients	\$/Thousands
55	949	0	0	0	0	0	30	0	0	0	0
5	3	0	0	0	0	0	0	0	0	0	0
5	15	0	0	0	0	0	0	0	0	0	0
10	58	0	0	0	0	0	0	0	0	0	0
0	0	0	0	0	0	0	0	0	0	0	0
0	0	0	0	0	0	0	0	0	0	0	0
50	873	0	0	0	0	0	30	0	0	0	0
0	0	0	0	0	0	0	0	0	0	0	0
40	66	0	0	0	1	0	0	0	0	0	0
0	1	0	0	0	0	0	0	0	0	0	0
5	0	0	0	0	0	0	0	0	0	0	0
5	12	0	0	0	0	0	0	0	0	0	0
35	51	0	0	0	0	0	0	0	0	0	0
0	0	0	0	0	0	0	0	0	0	0	0
0	0	0	0	0	0	0	0	0	0	0	0
55	79	0	3	5	28	0	0	0	7	10	9
25	14	0	0	0	0	0	0	0	1	5	2
0	2	0	3	0	0	0	0	0	0	0	0
5	0	0	0	0	0	0	0	0	0	0	0
0	0	0	0	0	2	0	0	0	0	0	0
0	3	0	0	0	1	0	0	0	0	0	0
15	44	0	0	5	23	0	0	0	6	0	6
0	0	0	0	0	2	0	0	0	0	0	0
0	3	0	0	0	0	0	0	0	0	0	0
10	10	0	0	0	0	0	0	0	0	0	1
5	2	0	0	0	0	0	0	0	0	0	0
5	16	0	0	0	0	0	0	0	0	0	0
5	4	0	0	0	0	0	0	0	0	0	0
0	0	0	0	0	0	0	0	0	0	0	0
0	8	0	0	0	0	0	0	0	0	0	0
5	4	0	0	0	0	0	0	0	0	0	0
0	0	0	0	0	0	0	0	0	0	0	0
0	0	0	0	0	0	0	0	0	0	0	0
0	0	0	0	0	0	0	0	0	0	0	0
0	0	0	0	0	0	0	0	0	0	0	0
0	9	0	0	0	0	0	0	0	0	0	0
0	1	0	0	0	0	0	0	0	0	0	0
0	0	0	0	0	0	0	0	0	0	0	0
0	8	0	0	0	0	0	0	0	0	0	0
470	573	0	7	5	3	5	7	40	174	10	5
65	0	0	0	0	0	0	0	0	0	0	0
45	189	0	2	0	0	0	0	5	142	0	0
70	18	0	0	0	0	0	0	5	1	5	1
75	19	0	0	0	0	0	0	5	0	5	0
300	92	0	2	5	0	0	0	25	18	5	2
15	2	0	0	0	0	0	0	0	0	0	0
270	94	0	0	5	1	0	2	15	3	5	1
100	17	0	0	5	0	0	0	15	2	5	0
160	38	0	2	0	0	0	5	10	2	0	0
50	4	0	0	0	0	0	0	5	1	5	0
150	76	0	0	0	1	0	0	20	6	0	0
60	26	0	0	0	0	0	0	0	0	0	0
5	3	0	0	0	0	0	0	0	0	0	0
5	3	0	0	0	0	0	0	0	0	0	0
0	0	0	0	0	0	0	0	0	0	0	0
0	0	0	0	0	0	0	0	0	0	0	0
0	0	0	0	0	0	0	0	0	0	0	0
0	0	0	0	0	0	0	0	0	0	0	0
0	0	0	0	0	0	0	0	0	0	0	0
0	0	0	0	0	0	0	0	0	0	0	0
0	0	0	0	0	0	0	0	0	0	0	0
0	0	0	0	0	0	0	0	0	0	0	0
90	103	0	0	5	2	0	1	5	3	0	0
40	39	0	0	0	1	0	1	0	0	0	0
25	6	0	0	0	0	0	0	0	0	0	0
55	6	0	0	0	0	0	0	0	0	0	0
65	28	0	0	0	0	0	0	0	2	0	0
10	2	0	0	0	0	0	0	0	0	0	0
0	0	0	0	0	0	0	0	0	0	0	0
0	8	0	0	0	0	0	0	0	0	0	0
0	0	0	0	0	0	0	0	0	0	0	0
0	0	0	0	0	0	0	0	0	0	0	0
0	0	0	0	0	0	0	0	0	0	0	0
0	4	0	0	0	0	0	0	0	0	0	0
400	407	5	0	0	7	0	0	15	15	0	0
135	172	0	0	0	5	0	0	5	5	0	0
65	48	0	0	0	0	0	0	0	0	0	0
10	9	0	0	0	0	0	0	0	0	0	0
10	11	0	0	0	0	0	0	0	0	0	0
5	1	0	0	0	0	0	0	0	1	0	0
10	14	0	0	0	0	0	0	0	0	0	0
45	8	0	0	0	0	0	0	0	0	0	0
350	143	5	0	0	1	0	0	15	8	0	0
0	0	0	0	0	0	0	0	0	0	0	0
0	0	0	0	0	0	0	0	0	0	0	0
0	0	0	0	0	0	0	0	0	0	0	0
655	2,204	5	10	10	41	5	38	40	200	20	14

Client counts rounded to the nearest multiple of five. Dollars are direct service costs in thousands. Tables show clients' place of residence, not place of service. Shading is a visual guide only.

Source: DSHS ORDA-NADB FY94 Client Database





White (Non-Hispanic)		Black (Non-Hispanic)		Indian (Non-Hispanic)		Asian (Non-Hispanic)		Hispanic		Unknown Race	
Clients	\$/Thousands	Clients	\$/Thousands	Clients	\$/Thousands	Clients	\$/Thousands	Clients	\$/Thousands	Clients	\$/Thousands
825	7,761	10	81	0	19	5	50	40	278	0	12
290	107	5	2	0	1	0	1	15	4	0	0
165	401	0	6	0	0	0	0	10	23	0	0
230	842	0	4	0	6	0	4	15	100	0	11
30	12	0	0	0	0	0	0	0	0	0	0
95	181	0	2	0	0	0	0	5	8	0	0
420	6,071	5	68	0	11	0	44	10	141	0	0
30	8	0	0	0	0	0	0	0	0	0	0
430	399	10	8	10	7	0	0	90	85	5	3
20	7	0	0	0	0	0	0	5	2	0	0
65	10	5	1	0	0	0	0	5	0	0	0
75	186	5	4	0	3	0	0	10	43	0	0
380	167	5	1	5	4	0	0	90	38	5	3
0	4	0	0	0	0	0	0	0	0	0	0
30	24	0	2	0	0	0	0	0	2	0	0
1,155	1,411	35	55	20	6	15	14	910	860	55	36
560	215	15	5	15	5	10	2	125	47	40	13
60	203	0	0	0	0	0	11	15	42	0	1
220	4	5	0	5	0	0	0	150	3	0	0
100	61	5	5	0	0	0	0	10	3	5	2
20	13	0	0	0	0	0	0	5	2	0	0
175	442	15	44	0	0	0	0	30	70	5	1
10	170	0	0	0	0	0	0	5	81	0	0
20	98	0	0	0	0	0	0	5	7	5	12
145	150	0	0	0	0	0	1	605	602	5	6
45	41	0	0	0	0	0	0	5	2	0	0
280	2,201	5	86	0	0	5	7	35	97	0	11
275	162	5	2	0	0	5	3	35	20	0	1
0	0	0	0	0	0	0	0	0	0	0	0
95	1,439	0	55	0	0	0	0	5	32	0	8
115	330	0	9	0	0	0	0	15	31	0	2
30	129	0	0	0	0	5	5	0	13	0	0
15	7	0	0	0	0	0	0	0	0	0	0
65	134	0	19	0	0	0	0	5	1	0	0
30	426	0	50	5	19	0	0	15	410	0	9
20	58	0	4	0	0	0	0	5	10	0	0
10	57	0	17	0	9	0	0	10	102	0	0
15	311	0	29	0	10	0	0	15	298	0	9
6,770	7,594	145	200	60	125	95	72	3,395	3,308	150	94
930	0	25	0	10	0	25	0	595	0	5	0
580	2,091	10	60	0	64	10	22	305	1,254	10	22
2,270	505	50	10	40	7	25	4	1,330	260	40	6
1,755	573	30	30	20	4	20	6	570	206	20	8
4,450	1,396	90	26	50	23	55	17	2,180	847	100	28
75	14	0	0	0	0	0	0	15	3	0	0
4,740	1,579	95	33	50	11	50	10	2,200	284	90	9
1,560	229	45	6	10	2	15	3	805	100	25	2
2,695	731	55	29	20	4	30	6	995	250	45	10
905	79	20	1	5	0	10	1	955	72	25	2
125	62	5	2	15	6	0	0	15	10	15	8
845	335	10	4	0	3	5	4	60	22	0	0
225	317	5	4	5	7	5	4	25	31	5	2
200	140	5	3	5	3	5	4	25	18	5	1
25	16	0	0	0	0	0	0	0	1	0	0
5	4	0	0	0	0	0	0	0	1	0	0
50	4	0	0	0	0	0	0	10	1	0	0
70	101	0	1	0	1	0	0	10	7	0	0
25	23	0	0	0	3	0	0	5	2	0	0
45	27	0	0	0	0	0	0	0	2	0	0
595	2,444	10	38	20	162	10	28	105	452	70	75
290	689	10	11	5	17	5	16	55	141	20	14
185	200	5	1	5	1	10	1	30	71	20	8
155	24	5	1	0	0	0	0	30	4	20	2
300	231	5	2	15	12	5	2	55	51	15	13
130	26	0	0	0	1	0	0	20	5	10	1
120	330	5	3	0	7	0	3	25	80	10	26
25	539	0	18	0	118	0	0	0	21	0	3
0	0	0	0	0	0	0	0	0	0	0	0
25	22	0	0	0	5	0	0	10	9	15	9
80	361	0	1	0	0	0	5	15	65	0	0
6,620	9,471	150	250	65	91	110	133	2,670	2,970	55	42
2,720	3,978	80	135	35	46	30	26	750	1,051	0	1
1,300	1,225	25	13	10	2	50	44	770	603	15	14
660	544	10	7	5	4	10	4	160	101	10	14
665	335	15	6	10	2	15	3	155	62	5	1
75	59	5	2	5	2	0	0	15	13	0	0
135	200	0	4	5	4	0	1	20	26	0	0
730	153	15	4	5	2	10	5	115	29	25	2
5,975	2,943	140	79	60	27	95	50	2,555	1,084	20	10
10	11	0	0	0	0	0	0	0	0	0	0
70	7	0	0	0	0	10	0	0	0	15	1
0	0	0	0	0	0	0	0	0	0	0	0
9,315	32,023	195	772	110	435	140	308	4,315	8,489	315	284

Client counts rounded to the nearest multiple of five. Dollars are direct service costs in thousands. Tables show clients' place of residence, not place of service. Shading is a visual guide only.



White (Non-Hispanic)		Black (Non-Hispanic)		Indian (Non-Hispanic)		Asian (Non-Hispanic)		Hispanic		Unknown Race	
Clients	\$/Thousands	Clients	\$/Thousands	Clients	\$/Thousands	Clients	\$/Thousands	Clients	\$/Thousands	Clients	\$/Thousands
1,500	18,723	10	40	55	415	15	125	20	170	20	137
430	128	5	1	35	11	10	1	10	3	5	1
175	398	0	3	25	61	0	3	0	5	5	20
420	1,621	5	9	25	101	5	57	10	38	0	0
30	20	0	0	0	3	0	0	0	0	0	0
90	161	0	0	0	3	0	0	0	1	0	0
915	16,209	0	27	20	235	5	64	10	123	5	115
20	5	0	0	0	0	0	0	0	0	5	1
1,550	797	30	19	180	130	25	11	105	55	15	4
245	76	10	2	25	10	0	0	15	6	0	0
205	32	5	1	50	8	0	0	20	3	0	0
155	355	5	13	35	71	0	6	10	23	0	0
1,275	302	20	3	140	35	25	4	85	19	15	4
0	1	0	0	0	0	0	0	0	0	0	0
85	31	0	0	5	5	0	0	5	4	0	0
2,215	3,514	70	170	350	622	60	63	325	324	185	240
940	348	40	15	210	79	15	6	90	31	70	23
95	164	0	3	0	5	0	0	5	13	5	10
530	8	0	0	35	1	30	0	95	1	0	0
55	30	0	0	15	3	5	3	10	3	0	0
10	10	0	0	0	0	0	0	0	1	0	0
290	881	10	23	75	340	5	34	25	43	15	14
60	727	5	12	0	42	0	0	0	31	0	29
155	733	15	94	15	71	0	11	15	96	80	142
310	377	5	5	35	47	5	9	115	79	15	20
145	124	10	16	35	31	0	0	10	2	0	2
480	3,951	10	117	20	68	10	30	15	154	5	18
470	298	5	4	20	11	10	6	15	8	5	2
0	0	0	0	0	0	0	0	0	0	0	0
130	2,605	5	98	0	28	0	14	5	105	5	12
230	771	5	15	10	20	5	9	5	16	0	3
30	91	0	0	5	4	0	1	5	13	0	0
20	10	0	0	0	0	0	0	5	5	0	0
50	176	0	0	0	3	0	1	5	7	0	2
55	888	5	90	10	210	0	21	10	180	0	0
25	35	0	10	5	15	0	0	5	6	0	0
25	323	5	36	5	55	0	0	0	23	0	0
35	530	5	43	10	140	0	21	10	151	0	0
14,395	21,232	200	273	1,565	1,881	480	564	1,830	2,117	210	203
1,890	0	30	0	280	0	60	0	310	0	5	0
1,365	6,030	15	53	160	709	50	154	190	829	15	56
3,540	761	70	19	510	113	90	12	525	114	60	10
2,650	1,872	40	52	225	108	75	41	285	120	35	18
10,110	3,957	130	45	1,160	580	355	157	1,245	511	150	40
320	80	10	2	10	1	10	4	10	3	5	1
9,935	4,319	130	58	790	114	335	79	1,135	198	130	36
3,710	664	50	9	145	36	130	27	355	52	35	5
7,475	2,508	120	26	505	169	260	60	825	233	85	21
2,335	184	35	2	155	12	100	8	405	31	40	3
275	146	10	4	25	12	10	3	20	5	20	9
1,760	711	10	4	60	28	20	19	50	22	10	5
790	1,262	20	39	50	66	20	23	45	66	15	31
760	656	20	16	50	39	20	12	45	33	15	13
30	19	0	0	0	0	0	0	0	1	0	0
120	82	5	4	5	2	5	4	10	9	5	4
260	82	5	1	15	6	5	3	20	6	5	3
250	188	5	4	15	8	5	2	20	8	5	6
170	100	5	11	15	4	0	0	10	7	5	4
160	134	5	4	10	7	0	2	10	3	5	1
1,460	7,610	20	74	40	180	20	107	80	293	35	233
720	2,009	10	16	20	19	10	36	50	151	0	0
90	270	0	3	0	4	5	7	5	2	0	0
635	97	5	2	20	4	10	2	35	5	0	0
895	956	10	17	25	14	15	14	60	62	0	2
580	181	5	2	10	10	10	4	35	9	5	1
285	948	5	22	5	11	5	16	10	36	0	0
45	2,047	0	0	0	109	0	15	0	0	5	208
5	64	0	0	0	0	0	0	0	0	0	0
85	126	0	2	5	0	5	4	5	0	25	16
105	441	5	4	5	4	0	2	5	11	0	6
13,640	17,011	225	321	1,605	2,571	465	683	1,640	1,665	165	48
4,655	6,924	90	137	865	1,329	150	244	535	715	0	0
1,885	1,704	25	30	325	301	80	102	255	180	0	1
660	609	15	9	95	100	10	13	65	42	50	27
610	246	15	6	25	10	20	7	50	24	0	1
95	77	0	0	10	6	5	4	5	6	0	0
740	1,360	20	33	40	76	15	32	30	50	0	1
1,760	302	30	5	115	27	55	32	75	22	80	12
12,155	5,633	205	99	1,420	717	385	212	1,545	621	15	5
15	20	0	0	0	0	10	10	0	0	0	0
210	39	0	0	0	0	200	26	0	0	5	0
0	0	0	0	0	0	0	0	0	0	0	0
20,220	74,987	320	1,142	2,040	6,142	640	1,626	2,385	5,024	600	914

Client counts rounded to the nearest multiple of five. Dollars are direct service costs in thousands. Tables show clients' place of residence, not place of service. Shading is a visual guide only.



White (Non-Hispanic)		Black (Non-Hispanic)		Indian (Non-Hispanic)		Asian (Non-Hispanic)		Hispanic		Unknown Race	
Clients	\$/Thousands	Clients	\$/Thousands	Clients	\$/Thousands	Clients	\$/Thousands	Clients	\$/Thousands	Clients	\$/Thousands
350	3,063	0	5	5	49	0	0	5	17	0	33
120	59	0	0	0	0	0	0	5	4	0	0
90	191	0	0	0	0	0	0	0	0	0	0
105	336	0	2	0	2	0	0	0	2	0	0
5	2	0	0	0	0	0	0	0	0	0	0
55	109	0	3	0	2	0	0	0	2	0	0
150	2,187	0	0	0	45	0	0	0	3	0	33
15	2	0	0	0	0	0	0	0	0	0	0
180	192	5	1	5	4	0	0	5	8	0	0
5	4	0	0	0	0	0	0	0	2	0	0
20	3	0	0	0	0	0	0	0	0	0	0
25	63	0	1	0	3	0	0	0	2	0	0
165	118	5	0	5	1	0	0	5	2	0	0
0	0	0	0	0	0	0	0	0	0	0	0
5	4	0	0	0	1	0	0	0	1	0	0
500	730	10	39	10	17	5	1	15	13	20	33
310	124	0	1	5	2	0	0	10	7	10	4
25	50	0	1	0	0	0	0	0	0	0	3
10	0	0	0	0	0	0	0	0	0	0	0
35	51	0	0	0	3	0	0	0	0	0	0
0	1	0	0	0	0	0	0	0	0	0	0
70	243	5	17	0	9	0	0	0	0	5	7
5	27	0	0	0	3	0	0	0	0	0	0
5	17	0	4	0	0	0	0	0	0	0	5
50	78	5	8	0	0	5	1	0	1	5	8
80	110	5	10	0	0	0	0	5	6	0	5
115	874	5	45	5	3	0	8	5	84	0	0
120	71	5	2	5	2	0	1	5	2	0	0
0	0	0	0	0	0	0	0	0	0	0	0
25	573	0	38	0	0	0	0	0	67	0	0
55	200	0	6	0	2	0	7	5	15	0	0
5	9	0	0	0	0	0	0	0	0	0	0
5	2	0	0	0	0	0	0	0	0	0	0
10	19	0	0	0	0	0	0	0	0	0	0
5	95	0	0	0	0	0	0	0	31	0	0
0	7	0	0	0	0	0	0	0	0	0	0
0	15	0	0	0	0	0	0	0	14	0	0
5	73	0	0	0	0	0	0	0	17	0	0
3,055	3,796	95	70	40	46	180	145	110	116	75	139
360	0	15	0	5	0	25	0	20	0	5	0
250	965	5	18	0	3	25	35	10	31	5	84
525	133	10	1	10	3	20	3	25	9	20	4
670	290	15	5	10	6	30	5	25	7	20	7
2,225	750	60	15	35	11	130	58	80	33	50	22
35	7	0	0	0	0	0	0	0	0	0	0
2,085	776	45	8	25	12	105	9	70	9	45	5
985	192	45	8	15	3	65	16	35	11	10	2
1,395	378	35	5	20	5	60	11	50	9	25	6
600	50	35	3	10	1	75	7	35	3	20	2
175	118	10	6	5	1	0	1	0	2	10	7
335	137	5	1	5	1	0	0	0	1	0	0
105	159	5	4	0	0	5	4	5	5	0	3
100	73	0	1	0	0	5	3	5	3	0	2
10	5	0	0	0	0	0	0	0	0	0	0
5	3	0	0	0	0	0	0	0	0	0	0
15	4	0	0	0	0	0	0	0	0	0	0
30	41	0	1	0	0	0	0	0	2	0	0
25	14	0	0	0	0	0	0	0	0	0	1
20	15	0	1	0	0	0	1	0	0	0	0
200	582	5	7	5	6	0	2	15	17	20	27
110	215	0	5	0	2	0	0	10	8	5	9
20	7	0	0	0	0	0	0	5	0	0	0
75	9	0	0	0	0	0	0	10	1	10	1
135	86	0	2	5	2	0	0	5	5	10	6
60	7	0	0	0	0	0	0	5	0	5	0
45	166	0	0	0	2	0	0	0	0	5	10
0	35	0	0	0	0	0	2	0	0	0	0
0	0	0	0	0	0	0	0	0	0	0	0
0	7	0	0	0	0	0	0	0	0	5	1
15	50	0	0	0	0	0	0	0	1	0	0
2,565	3,306	70	90	35	61	55	49	90	123	25	12
895	1,297	40	51	25	37	10	15	45	43	0	4
575	554	5	3	5	5	20	11	30	28	0	0
135	138	5	3	0	3	0	0	10	6	0	0
60	25	5	1	0	1	0	0	0	1	0	0
10	8	0	1	0	0	0	1	5	1	0	0
55	114	0	0	0	0	0	0	0	3	0	2
300	63	5	1	5	0	0	0	5	2	10	1
2,265	1,097	65	31	35	15	50	21	80	39	10	5
0	0	0	0	0	0	0	0	0	0	0	0
10	0	0	0	0	0	15	1	0	0	0	0
0	0	0	0	0	0	0	0	0	0	0	0
4,045	12,797	130	262	55	187	200	209	130	413	120	247

Client counts rounded to the nearest multiple of five. Dollars are direct service costs in thousands. Tables show clients' place of residence, not place of service. Shading is a visual guide only.

Source: DSHS ORDA-NADB FY94 Client Database









White (Non-Hispanic)		Black (Non-Hispanic)		Indian (Non-Hispanic)		Asian (Non-Hispanic)		Hispanic		Unknown Race	
Clients	\$/Thousands	Clients	\$/Thousands	Clients	\$/Thousands	Clients	\$/Thousands	Clients	\$/Thousands	Clients	\$/Thousands
5	2	0	0	0	1	0	0	0	11	0	0
0	0	0	0	0	0	0	0	0	0	0	0
0	0	0	0	0	1	0	0	0	0	0	0
0	1	0	0	0	0	0	0	0	11	0	0
0	0	0	0	0	0	0	0	0	0	0	0
0	0	0	0	0	0	0	0	0	0	0	0
0	0	0	0	0	0	0	0	0	0	0	0
0	0	0	0	0	0	0	0	0	0	0	0
5	1	0	0	0	0	0	0	0	0	0	1
0	0	0	0	0	0	0	0	0	0	0	0
0	0	0	0	0	0	0	0	0	0	0	0
0	0	0	0	0	0	0	0	0	0	0	0
0	0	0	0	0	0	0	0	0	0	0	0
0	0	0	0	0	0	0	0	0	0	0	0
0	0	0	0	0	0	0	0	0	0	0	0
5	121	0	3	0	43	0	0	5	14	5	5
0	0	0	0	0	0	0	0	0	0	0	0
0	0	0	0	0	0	0	0	0	0	0	0
0	0	0	0	0	0	0	0	0	0	0	0
0	0	0	0	0	0	0	0	0	6	0	0
0	0	0	0	0	0	0	0	0	0	0	0
0	2	0	0	0	0	0	0	0	0	0	2
5	118	0	0	0	43	0	0	0	4	0	0
0	0	0	0	0	0	0	0	0	2	0	0
0	0	0	1	0	0	0	0	0	0	0	1
0	1	0	3	0	0	0	0	0	0	0	2
5	8	0	0	0	0	0	0	0	0	0	1
0	0	0	0	0	0	0	0	0	0	0	0
0	0	0	0	0	0	0	0	0	0	0	0
0	0	0	0	0	0	0	0	0	0	0	0
0	0	0	0	0	0	0	0	0	0	0	0
0	1	0	0	0	0	0	0	0	0	0	1
5	1	0	0	0	0	0	0	0	0	0	0
5	6	0	0	0	0	0	0	0	0	0	0
5	48	0	2	0	0	0	0	0	0	0	2
5	2	0	2	0	0	0	0	0	0	0	2
0	0	0	0	0	0	0	0	0	0	0	0
0	46	0	0	0	0	0	0	0	0	0	0
5	4	0	0	0	0	0	0	0	0	5	0
0	0	0	0	0	0	0	0	0	0	0	0
0	3	0	0	0	0	0	0	0	0	0	0
0	0	0	0	0	0	0	0	0	0	0	0
0	0	0	0	0	0	0	0	0	0	0	0
0	0	0	0	0	0	0	0	0	0	0	0
0	0	0	0	0	0	0	0	0	0	0	0
0	0	0	0	0	0	0	0	0	0	0	0
0	0	0	0	0	0	0	0	0	0	0	0
0	0	0	0	0	0	0	0	0	0	5	0
0	0	0	0	0	0	0	0	0	0	0	0
0	0	0	0	0	0	0	0	0	0	0	0
0	0	0	0	0	0	0	0	0	0	0	0
0	0	0	0	0	0	0	0	0	0	0	0
35	812	0	0	0	4	0	0	5	103	10	11
0	0	0	0	0	0	0	0	0	0	0	0
10	4	0	0	0	1	0	0	0	0	0	1
25	5	0	0	0	0	5	0	0	0	0	0
0	0	0	0	0	0	0	0	0	0	0	0
0	0	0	0	0	0	0	0	0	0	0	0
5	13	0	0	0	3	0	0	0	0	0	0
10	777	0	0	0	0	0	0	5	100	0	1
0	0	0	0	0	0	0	0	0	0	0	0
5	2	0	0	0	0	0	0	0	0	5	4
5	11	0	0	0	0	0	0	0	2	5	5
5	1	0	1	0	0	0	1	0	1	555	74
0	0	0	0	0	0	0	0	0	0	0	0
0	0	0	0	0	0	0	0	0	0	0	0
0	0	0	1	0	0	0	0	0	0	0	0
0	0	0	0	0	0	0	0	0	0	0	0
0	0	0	0	0	0	0	0	0	0	0	0
0	0	0	0	0	0	0	0	0	0	0	0
5	1	0	0	0	0	0	0	0	0	550	74
0	0	0	0	0	0	0	0	0	0	0	0
0	0	0	0	0	0	0	0	0	0	0	0
0	0	0	0	0	0	0	1	0	0	0	0
0	0	0	0	0	0	0	0	0	0	0	0
60	996	5	7	5	47	0	1	10	129	570	94

Client counts rounded to the nearest multiple of five. Dollars are direct service costs in thousands. Tables show clients' place of residence, not place of service. Shading is a visual guide only. Source: DSHS ORDA-NADB FY94 Client Database

# Division Glossary

## Aging and Adult Services

<b>A</b>	<b>Programs in this Report</b>
<b>A</b>	Case Management and Comprehensive Adult Assessment
<b>S</b>	Chore Services
<b>A</b>	Personal Care Services
	Adult Family Homes
	Congregate Care Facilities
	Nursing Homes
	Adult Protective Services

<b>Not in this Report</b>
Respite Services
Some Area Agencies on Aging Services
COPEES Nurse Oversight
Nursing Facility Placement
Nursing Home Nurses Aid Training

AASA serves frail elderly persons, as well as functionally disabled people over 17 years of age. Some people receive assistance with activities of daily living such as housework, shopping, and money management. Others are provided help with life functions such as self-care, eating, and medication management. Components of the long-term care system include:

- Community services provided through AASA field service offices
- Community services provided through Area Agencies on Aging
- Nursing home quality assurance, regulation, and funding

### Programs

**Case Management and Comprehensive Adult Assessment:** Case managers provide an in-person, standardized, comprehensive assessment of need and level of care to the disabled adults AASA serves. Case managers also assist certain of these adults to obtain and effectively use the support services necessary to maintain the highest level of health and independence possible. Ongoing contact with clients is maintained.

**Chore Services:** Individuals and contracted agencies provide in-home personal care services to low-income disabled or very frail adults who are not eligible for Medicaid. Chore Services include all contracted chore and individual provider services as well as reimbursements to chore providers for meals and travel costs.

**Personal Care Services:** Individuals and contracted agencies assist low-income disabled or very frail adults with the activities of daily living, that allows the clients to remain in their own homes. Personal Care Services includes Title XIX funded personal care and transportation; COPEES\* funded in-home Personal Care Services reimbursements; state funded personal care provided for clients in AFHs; and AFH-AIDS Special Services.

---

\* COPEES (Community Options Program Entry System) services, which are funded through a Title XIX waiver, provide an alternative to institutionalization for clients who may safely live at home, in an adult family home or congregate care facility.

#### *Changes from FY92 Reports*

- A small portion of services that had been reported in the Division of Developmental Disabilities Total only are now included in this category.
- AFH-Aids Special Services were included in the Adult Family Homes program.

**Adult Family Homes (AFH):** These small group care settings provide room, board, and laundry services for as many as six adults who cannot live alone, but do not need 24-hour skilled nursing supervision. AFH residences are either COPEES, state, or Title XIX funded. Clients are not related to the provider.

#### *Changes from FY92*

- AFH-AIDS Special Services are now under Personal Care Services.
- AFH mental health client residence data are no longer available.

**Congregate Care Facilities (CCF):** These licensed boarding facilities offer 24-hour supervision and assistance with activities of daily living, planning medical care, taking medications, and handling financial matters for disabled adults. CCF residences are either COPEES, state, or Title XIX funded.

#### *Changes from FY92*

- Data for CCF residence for MHD clients are no longer available.

**Nursing Homes**: In these residential facilities, staff perform an array of services for disabled persons who require daily nursing care as well as assistance with medication, eating, dressing, walking, or other personal needs.

**Adult Protective Services (APS)**: APS staff investigate reports of neglect, abuse, exploitation, or abandonment of dependent adults. Services provided include but are not limited to assessment and counseling; accessing community resources, arranging alternative living situations and appropriate services.

**Additional Services in Division Total**

Some services are small and unlike the others. Divisions may choose to include these only in the division total, rather than with dissimilar program services.

Client counts and expenditures for the following services appear in the division total only:

- Nursing Home Discharge Allowance
- Assisted Living
- Foster Grandparents: AASA pays a small amount of money to elderly participants for their work in the community or in schools for mentally retarded.
- Private Duty Nursing: AASA funds special 24-hour intensive nursing services, generally for younger clients with traumatic brain injuries.
- Adult Day Health Services

*Changes from FY92*

- Foster Grandparents is included for the first time.
- Private Duty Nursing is included for the first time.

## Division of Alcohol and Substance Abuse

D  
A  
S  
A

### Programs in this Report

Detoxification  
ADATSA Assessments  
Residential Treatment  
Outpatient Treatment  
Opiate Substitution Treatment  
ADATSA Stipend

### Not in this Report

Most DASA Child Care  
Interagency Prevention Services  
Community Outreach and Prevention Services  
Support Services (such as Youth Services and Native American Youth Services)  
Some Special Projects

Through contracts with counties and private agencies, DASA provides alcohol and substance abuse prevention and recovery services. Demographic factors associated with the incidence of substance abuse determine the funding given to each county. Counties in turn contract with private agencies to provide assessments and outpatient treatment to clients who can not afford the full cost. DASA contracts directly for residential services.

## Programs

**Detoxification:** Detoxification is a short-term residential service for persons withdrawing from the effects of excessive or prolonged alcohol or drug consumption. Services continue only until the client recovers from the transitory effects of acute intoxication. Detoxification always includes supervision, and may also include counseling and medical care. Some counties provide detoxification in specialized freestanding facilities. In other counties, community hospitals provide detoxification.

**ADATSA Assessments:** The Alcohol and Drug Addiction Treatment and Support Act (ADATSA) establishes a discrete program of treatment for indigent, unemployable alcoholics and drug addicts as a constructive alternative to maintaining these persons on the public assistance rolls. Clients determined both financially indigent and clinically eligible may receive ADATSA Assessment services from contracted assessment centers. An assessment includes a diagnostic evaluation of alcohol or other drug addiction; a determination of employability; and, if the applicant elects treatment, a determination of the proper treatment for that client.

**Residential Treatment :** DASA contracts directly with private agencies to provide residential treatment to ADATSA clients, pregnant and parenting women, and youth. Services include: Intensive Inpatient Treatment, Long-term Residential Drug Treatment, Recovery House Care, and Differential/Dual Diagnosed Treatment. This program also serves Mentally Ill / Chemically Abusing (MICA) clients and Involuntary Chemical Dependency Treatment (ICDT) clients at the Pioneer North facility.

**Outpatient Treatment :** Counties contract with private agencies to provide a variety of diagnostic and treatment services to adults and youth in a non-residential setting according to a prescribed treatment plan. Treatment services provided by outpatient facilities include non-ADATSA

assessments and urinalysis screening of medical assistance-eligible clients. ADATSA client outpatient treatment includes vocational counseling and other efforts to help clients regain employment. Outpatient treatment services also include assessments and treatment activities provided Juvenile Rehabilitation Administration group homes.

**Opiate Substitution Treatment :** Four private agencies contract to provide outpatient service for clients addicted to heroin or other opiates. Treatment includes counseling and administration of methadone or other approved substitute drugs.

**ADATSA Stipend:** ADATSA clients receive a stipend to cover food and housing costs while in outpatient treatment or a small personal/incidental grant while in residential treatment.

### *Changes from FY92*

- During FY92, Economic Services Administration, GA-U clients received ADATSA Stipends, instead of GA-U grants, while using ADATSA services. Now these clients continue to get GA-U grants while receiving treatment and are reported under GA-U.

### **Additional Services in Division Total**

Some services are small and unlike the others. Divisions may choose to include these only in the division total, rather than with dissimilar program services.

Client counts and expenditures for the following services appear in the division total only:

- Therapeutic Child Care: The Childhaven agency provides child care for children affected by

---

alcohol and drugs during their mother's pregnancy. Therapeutic child care is provided while the mother is in outpatient treatment.

- Child Care: DASA pays for non-therapeutic care while the mother is in outpatient treatment.
- Transitional Housing: DASA contracts with private agencies to provide drug-free individual or group living for parenting women.

- Drug Screenings: Drug screenings are performed for medical assistance-eligible Washington State residents at the DART facility in Portland, Oregon.

*Changes from FY92*

- ADATSA Intensive Protective Payee Fees is no longer included.
- Transitional Housing is included for the first time.
- Drug Screenings is included for the first time.

## Division of Children and Family Services

D  
C  
F  
S

### Programs in this Report

Child Protective Services Accepted Referrals  
Family Reconciliation Services\*  
First Steps Social Services  
Home Based Services  
Interim Care Services  
Foster Care  
Group Care, Treatment Foster Care and Special Models of Group Care  
Adoption and Adoption Support  
Employment and Training Child Care  
Therapy Child Care.

### Not in this Report

Small portion of Adoption Support Medical Payments  
Homebuilders  
Home Base and Family Home Support  
Residential Assessment, Residential Assessment Centers  
Training Child Care  
Public Health Nurses  
Street Youth and Victim's Assistance  
Domestic Violence - State, Domestic Violence Hotline  
Sexual Assault Victim Programs  
Payments to assure availability of beds

DCFS promotes families and seeks to ensure the safety and protection of children. DCFS provides direct services and works in partnership with community-based public and private organizations.

## Programs

### Child Protective Services (CPS) Accepted

**Referrals:** CPS workers provide family services designed to reduce risk and maintain children in their own homes. Referrals are accepted for investigation based on an initial risk assessment, a response designation, and contacts with key witnesses or information sources. Accepted referrals receive 24-hour intake, assessment, emergency intervention, and emergency medical services. Ongoing CPS services include direct treatment, coordination and development of community services, legal intervention, and case monitoring.

**Family Reconciliation Services (FRS) :** FRS provides immediate intervention to families in conflict or with runaways. The goal is to stabilize the family and prevent out of home placement, or to return the child to his or her own home and stabilize the family.\*

#### Changes from FY92

- Homebuilders is no longer included.

**First Steps Social Services :** Services are provided by DSHS First Steps social workers to pregnant clients to reduce the risk of poor birth outcomes. Services include evaluation, assessment, case management, and referral to appropriate community and health support services.

**Home Based Services:** This program provides individualized services to families at risk of child placement or in need of reunification. Services may

include traditional child welfare, such as parent aides or counseling. Support centered around basic needs such as clothing, shelter, employment, and transportation may also be provided.

#### Changes from FY92

- Intensive Family Preservation services are included for the first time.

**Interim Care Services (ICS) :** DCFS provides short-term emergency placement of children, pending family reunification or out-of-home placement to longer-term foster care or group care. ICS interim placements can be to a crisis residential center (CRC) or juvenile detention facility. There are regional, group, and family crisis residential centers. Costs associated with clothing or personal incidentals purchased for children in CRCs are also included.

**Foster Care:** This program serves children who need short-term or temporary protection because they are abused, neglected, or involved in family conflict. Additionally, foster care serves runaways, developmentally disabled children, children referred to mental health and juvenile rehabilitation, and medically fragile children including drug-affected newborns. Clothing and personal incidentals, psychological evaluation and treatment, personal care services, and transportation are provided. Payments to foster parents for respite and additional supervision for special activities are also provided. Foster care includes services to children placed in Family Receiving Homes.

**Group Care, Treatment Foster Care, and Special Models of Group Care :** Group Care (Levels 2, 3 and Residential Treatment) and Treatment Foster Care placements serve children with emotional or behavioral difficulties which exceed the service or supervision capacity of regular foster care families. Lengths of stay in these settings range from 3 to 18 months. Special Models of Group Care includes the following treatment programs for children with particular difficulties: special model residential treatment and aftercare, special treatment facilities for children who are both developmentally disabled and mentally ill, special care for medically fragile children, and out-of-state group care. Group Care, Treatment Foster Care, and Special Models of Group Care include the following client services: additional supervision, clothing and personal incidentals, transportation, legal services, and Early/Enhanced Discharge and After Care (EDAC) services.

**Adoption and Adoption Support :** Adoption services provides opportunities for children in the custody of DSHS to be permanently placed in families. Services included permanency planning, adoption preparation, placement supervision, and some limited post-adoption services. This program encourages adoption of hard-to-place children from DSHS foster care and adoption of children who, because of age, race, physical condition, or emotional health, would not otherwise be placed for adoption. The program eliminates barriers to the adoption of such children by providing financial assistance; medical, counseling, and rehabilitative services; and assistance with legal fees to finalize adoption.

**Employment and Training Child Care :** This program subsidizes child care for families earning less than 52% of the State Median Income adjusted for family size. Families are eligible for Employment

and Training Child Care when the custodial parent(s) are working or are in secondary education. Employment and Training Child Care includes seasonal day care, which places a priority on serving children of farm workers.

**Therapy Child Care :** DCFS provides child care to two groups of children with special emotional needs. (1) Children at risk of abuse and neglect receive therapeutic child development. (2) Children whose families need respite, treatment, or parent education receive CPS/CWS child care.

**Additional Services in Division Total Only**  
Some services are small and unlike other services. Divisions may choose to include these in the division only total, rather than include them with dissimilar services.

Client counts and expenditures for the following programs appear in the division total only:

- Children’s Hospitalization Alternatives Program (CHAP) In-home Service: As an alternative to foster placement, children receive the full range of CHAP services while living at home.
- In-home Continuum of Service Program: DCFS funds in-home service plans for children leaving residential treatment facilities.
- Sexually Aggressive Youth (SAY) services.
- Family Reconciliation Services\*

*Changes from FY92*

- Sexually Aggressive Youth (SAY) services are included for the first time.
- Family Reconciliation Services \*

---

\* The counts of clients receiving Family Reconciliation Services during FY94 are not displayed separately in this report. During the division’s transition from one automated system to another, client information inconsistencies occurred that would make the counts misleading. Client counts from the original source and all the costs are included in the DCFS totals.

## Division of Developmental Disabilities

D	<b>Programs in this Report</b>
D	Assessments and Case Management
D	Residential Habilitation Centers (RHC's)
	Community Residential Programs
	County Contracted Services
	Family Support Services
	Professional Support Services
	Supplemental Community Support

<b>Not in this Report</b>
Birth to Six (about \$1.5 million)
Payments for DDD Group Home Vacancies

DDD serves persons with developmental disabilities resulting from mental retardation, cerebral palsy, autism or similar conditions that originated before adulthood. DDD clients' disabilities are lifelong and constitute a substantial handicap to everyday functioning.

### Programs

**Assessments and Case Management :** This program services DDD clients living in the community, not in state institutions. Case managers help these clients and their families assess needs, develop and review individual services plans, and authorize services. They also link clients with needed medical, social, educational or other services and assist in handling life crises.

**Residential Habilitation Centers ( RHCs):** The following state residential habilitation centers house persons with developmental disabilities: Fircrest School, Frances Haddon Morgan Center, Interlake School (which closed July 1994), Lakeland Village, Rainier School, and Yakima Valley School.

**Community Residential Programs :** Most people served by DDD live in the community rather than institutions. Some live in Intermediate Care Facilities for the Mentally Retarded (ICF/MRs) or in group homes where staff provide support and training. Others live in their own homes, either alone or with a roommate, with contracting agencies providing necessary support and training. Tenant support, intensive tenant support, supportive living, and State Operated Living Alternatives (SOLA) are included in this group.

**County Contracted Services :** DDD contracts with county governments to provide three employment programs. (1) Individual Supported Employment helps clients find and keep jobs in the community. (2) Group Supported Employment enables clients to work in groups or enclaves at local businesses. (3) Specialized Industries provides employment in training centers. DDD also funds Community Access and Child Development Programs through county contracts. Community Access emphasizes development of personal relationships within the individual's local community. Child Development Programs provide specialized therapeutic or educational services for pre-school children and their families. Child development programs are designed

to maximize the child's development and to enhance parental support of the child.

#### *Changes from FY92*

- County Contracted Services appear as County Contracted Community Education, Access, and Training (Education and Training) in FY 92.

**Family Support Services :** These services enable families to keep children with developmental disabilities at home. Family Support Services include respite care, attendant care, and transportation for attendants or family members. Family Support Services also include personal support that is requested by the family for the person with the disability. (Additional family support funded services are reported as Professional Support Services.)

**Professional Support Services :** This program is used by clients of the Family Support Services and the Supplemental Community Support Programs. Counseling, nursing care, behavioral therapy, communication therapy, physical therapy, occupational therapy, instructional therapy, and other therapies approved by exception are included.

**Supplemental Community Support :** DDD adult clients supported by residential programs may receive the following client-oriented community services: summer recreational activities, equipment purchases, reimbursement for activity fees, or client transportation. All DDD clients may receive the following services: interpreters, translators, psychological services used to determine eligibility, or professional evaluations required by the criminal courts. (Additional supplemental community support funded services are reported as Professional Support Services.)

#### **Changes to the DDD Total from FY92**

- A small portion of personal care services for adults is now reported under Aging and Adult Services Administration, Personal Care Services.



## Division of Vocational Rehabilitation

<b>D V R</b>	<b>Programs in this Report</b>
	Regular Case Management
	Supported Employment Case Management
	Vocational Assessment and Work Skills
	Medical and Psychological Services
	Training, Education, and Supplies
	Personal Support Services
Placement Support Services (Work Support)	

DVR serves persons who want to work but have difficulty obtaining or maintaining employment due to a physical, sensory, or mental disability. DVR provides vocational assistance, independent living, and job support services.

### Programs

**Regular Case Management:** DVR case managers help participants assess job skills, access community resources, and find suitable employment.

**Supported Employment Case Management :** DVR assists a small segment of clients who are severely disabled. These clients require ongoing follow-up and post-employment services to maintain employment. DVR case managers help supported employment clients assess job skills, access community resources, and find suitable employment. Other agencies provide long-term follow-up and employment services.

**Vocational Assessment and Work Skill Building (Assess Job Skill):** Agencies contracted by DVR identify clients' interests, readiness for employment, work skills, and job opportunities.

**Medical and Psychological Services :** Agencies contracted by DVR provide medical or psychological evaluations needed to identify work potential and enhance job accessibility. These services include the purchase of adaptive devices, prostheses, eye glasses, and job site re-engineering.

**Training, Education, and Supplies :** DVR funds the direct costs of post-secondary training. These services include tuition, school books and equipment, interpreter or reader services, and lab fees.

**Personal Support Services :** These services help the participant complete a rehabilitation plan and find employment. Examples include payments for transportation, day care, independent living services, tools or equipment, and vehicle modifications necessary to accommodate a disability.

**Placement Support Services (Work Support) :** These job placement services include the purchase of clothing, tools or equipment necessary for job placement; assistance with resumes, job applications, business licenses and fees; and job placement fees.

**Additional Services in DVR Total**

Some services are small and unlike the others. Divisions may choose to include these only in the division total, rather than with dissimilar program services.

Client counts and expenditures for the following services appear in the division total only:

- Long-term Supported Employment Follow-up
- Miscellaneous Participant Necessities

*Changes from FY92*

- Long-term Supported Employment Follow-up is included for the first time.

## Economic Services Administration

E S A	Programs in this Report	Not in this Report
	Regular AFDC Grants (AFDC-R)	Consolidated Emergency Assistance Program (CEAP)
	Employable AFDC Grants (AFDC-E)	Funeral Internment Assistance
	ESA Child Care	Telephone Assistance (Lifeline)
	Job Opportunities and Basic Skills Training Program (JOBS)	Assistance Avoidance
	General Assistance for Pregnant Women (GA-S)	Public Assistance Recoveries (which offset ESA expenditures)
	General Assistance Unemployable (GA-U) and Expedited Medicaid Disability (GA-X)	Refugee Health Screening
	Supplemental Security Income State Supplemental Payments and State Aged, Blind, Disabled Grants (SSI Sup & ABP)	Estimated 5% of grant expenditures (one-time payments, corrections)
	Food Stamp Benefits	
	Refugee Grants	
	Refugee Self-sufficiency Services	
	Refugee Unaccompanied Minors - Foster Care	

ESA administers welfare grants to very low-income persons who are disabled and unemployable, unemployed with children under age 18, pregnant, or a recent refugee. Services include employment training, child care, and food stamps. ESA also administered programs which promote economic independence and self-sufficiency for refugees. Community Service Offices (CSOs), administered by the Community Services Division, are the point of contact for most ESA services.

*Changes from FY92:* ESA services were reported under the two divisions of Income Assistance (DIA) and Refugee Assistance (DORA) in FY92. In the later part of FY94, ESA functionally realigned its divisions and services. The Division of Employment and Social Services (DESS) was created. DIA services were split between DIA and DESS. DORA became the Office of Refugee and Immigrant Assistance (ORIA) within DESS. Economic and Medical Field Services Division (EMFS) was renamed Community Services Division.

### Programs

**Regular AFDC Grants (AFDC-R) :** ESA provides AFDC-R cash grants to low-income families with children under 18 (or between 18 and 19 and finishing high school) and to low-income single women without children in the third trimester of pregnancy. Families receiving AFDC-R are either single-parent families, two-parent families where one parent is unemployable due to incapacity, or families in which the children are living with non-parent relatives. Some clients receive additional money for telephone, laundry, meals on wheels, restaurant meals, food for guide dogs or service animals, and home winterization.

**Employable AFDC Grants (AFDC-E) :** ESA provides AFDC-E cash grants to low-income two-parent families with children under 18 (or between 18 and 19 and finishing high school) and to families without children that include a woman in the third trimester of pregnancy. Recipient families have two adult members who are able to work and who are not employed full time (100 hours or more per month). At least one of the adults must have worked recently

to qualify the family. Some clients receive additional money for telephone, laundry, meals on wheels, restaurant meals, food for guide dogs or service animals, and home winterization.

**ESA Child Care:** ESA provides child care assistance to three types of families. (1) Income assistance child care is available to families on AFDC when a parent/guardian is working. (2) JOBS child care is available to families when a parent/guardian is participating in a department-approved education, training, or other JOBS component. (3) Transitional child care may be available to families that no longer receive grant assistance due to increased earnings.

**Job Opportunities and Basic Skills Training Program (JOBS) :** The JOBS program offers employment and basic skills training for adult applicants and recipients of AFDC. Components include assessment, job readiness, education, jobs skills training, volunteer work, work experience, on-the-job training, job search, and job placement.

**General Assistance for Pregnant Women (GA-S) :** ESA provides GA-S cash grants to low-income pregnant women who are not eligible for AFDC. Beneficiaries may be ineligible for AFDC because they are in the first two trimesters of their pregnancy, do not satisfy a categorical eligibility factor for AFDC (for example, number of calendar quarters worked) or because they relinquish their newborn child for adoption. Grants are continued for an additional six weeks past the date of birth for clients who relinquish their newborn children. Some clients receive additional money for telephone, laundry, meals on wheels, and food for guide dogs or service animals.

**General Assistance-Unemployable and General Assistance-Expedited Medicaid Disability (GA-U and GA-X):** ESA provides GA-U and GA-X cash grants to clients who are very poor and unable to work due to a physically, mentally, or emotionally incapacitating medical condition. Either the medical condition is not severe or long-term enough to meet federal disability criteria (GA-U), or the client's case is awaiting SSI determination (GA-X). Some clients receive additional money for telephone, laundry, meals on wheels, restaurant meals, and food for guide dogs or service animals.

*Changes from FY92*

- Some GA-U clients also receive Division of Alcohol and Substance Abuse, ADATSA treatment. During FY92, these clients received an ADATSA Stipend instead of GA-U grants while in treatment. Now GA-U eligible clients continue to receive GA-U grants while in the ADATSA program.
- AFDC/GA-U Eligibility Determination is now reported in the ESA Total only.

**Supplemental Security Income State Supplemental Payments and State Aged, Blind, Disabled Grants (SSI Sup & ABP) :** Supplemental Security Income (SSI) is a national benefit program for individuals and couples who are age 65 or older or who are blind or disabled as determined by the Social Security Administration. SSI state funded supplemental grants supplement federal SSI payments. Washington's SSI state supplement payments are made to individuals and couples who have countable income below a combined state and federal income standard. A, B, and P program grants include money provided to SSI recipients (1) living at home (for telephone, laundry, meals on wheels, restaurant meals, or food for a guide dog or service animal); (2) residing in medical institutions (for clothing and personal incidentals); (3) eligible for GA-U because they are not receiving SSI benefits due to separation from a spouse; and (4) eligible for

GA-U as a loan because their SSI check has been lost, stolen, or misspent.

*Changes from FY92*

- This program appears as Aged, Blind, and Disabled in FY92 reports.

**Food Stamp Benefits :** Food stamps are available to households with income below 130% of the federal poverty level and resources below federal limits. It is the only ESA program generally available to all low-income households regardless of factors such as age, incapacity, and dependency. Recipients receive coupons redeemable for food at participating food stores.

**Refugee Grants :** Refugees who meet state income and grant standards, but do not qualify for AFDC or SSI, receive federal refugee cash assistance for their first eight months in the United States. In general, recipients are single persons and married couples without children.

*Changes from FY92*

- The *Glossary* program title was Refugee Income Assistance in FY92 reports.

**Refugee Self-sufficiency Services :** Self-sufficiency services include CSO Intake and Case Management; English as a Second Language (ESL) Training; and Self-sufficiency Assessment, Planning, and Employment Services. (1) CSO Intake and Case Management includes the following services: an evaluation of health, education, interests, skills, work history, and employment potential or barriers; assistance in developing a personal employment plan and a self-sufficiency plan; and referrals to social and medical services. Refugee adults and children receive CSO Intake and Case Management services. (2) English as a Second Language (ESL) Training offers two basic tracks: Employment Readiness ESL, provided in a classroom setting to help adult refugees overcome communication problems; and World of Work English Skills training provided to help clients find and obtain employment. Often World of Work training includes work experience (WEX) or part-time employment. (3) Self-sufficiency Assessment, Planning, and Employment Services are provided to adult refugees through private non-profit and government contractors. Services include enrollment and assessment, job development, employment counseling, job placement, on-the-job-training, trial employment, follow-up to ensure job retention, and other services necessary to seek, attain, and continue employment. Contractors also promote workplace literacy, conduct work-site visits, facilitate professional re-certification, encourage vocational exploration, and conduct career development workshops that prepare

participants for successful entry into the labor market.

*Changes from FY92*

- Division of Refugee Assistance, CSO Intake and Case Management; ESL Training ; and Self-sufficiency Assessment, Planning, and Employment Services were reported as three separate programs in FY92.

**Refugee Unaccompanied Minors (Refugee UM):**

ORIA administers foster care contracts for the placement of refugee children whose parents are deceased, unknown, or still in their native country. Contracting agencies place the children in foster care, often with refugee families. These agencies also provide emancipation training and cultural preservation activities. Fees paid to the foster care agencies and maintenance payments made to foster parents are included in this report.

*Changes from FY92*

- Formerly called DORA, Unaccompanied Minors.

**Additional Services in Division Total**

Some services are small and unlike the others. Divisions may choose to include these only in the

division total, rather than with dissimilar program services.

Client counts and expenditures for the following services appear in the division total only:

- GA-U/ADATSA Protective Payee Fees
- SSI Facilitation
- DIA Protective Payee Fees
- General Assistance for Children (GA-H) grants
- AFDC/GA-U Eligibility Determination: ESA staff perform assessment, evaluation, and documentation of incapacity for applicants or recipients.

*Changes from FY92*

- ADATSA Psychological Examinations have been moved to DASA, ADATSA Assessments.
- Primary recipient (parent or guardian) client counts for child care are no longer included.
- FIP Social Services is no longer included.
- General Assistance for Children (GA-H) grants are included for the first time.
- AFDC/GA-U Eligibility Determination was reported under General Assistance-Unemployable and General Assistance-Expedited Medicaid Disability.

## Juvenile Rehabilitation Administration

J  
R  
A

**Programs in this Report**  
 Parole  
 Community Placement  
 JRA Institutions and Youth Camps

**Not in this Report**  
 Learning and Life Skills Program  
 Consolidated Juvenile Services

JRA serves children and adolescents who have been adjudicated in Superior Court and sentenced for a minimum and maximum term. This reports includes data for JRA youth in residential programs, or who have been in residential placement and are now on parole. Mental health, drug, or sex offender treatment services are provided to JRA youth as part of a core program. *Changes from FY92:* JRA, which became an Administration in FY94, is the former Division of Juvenile Rehabilitation. Mental Health/Drugs/Sex Offender Treatment (Special Tx) is no longer reported as a separate program. These costs are now included in Community Placement and JRA Institution and Youth Camps.

### Programs

**Parole:** Parole counselors supervise juvenile offenders released to parole status. Counselors provide structure, supervision, family and client support, and access to needed community services.

**Community Placement :** These clients receive a core group of services which include mental health, drug, and sex offender treatment. Clients are housed in the following types of small group facilities while working or attending schools in the community: (1) JRA Operated Group Homes, (2) Community Residential Placements (CRPs) (Private agency group homes), and (3) Community Commitment Programs (CCPs).

*Changes from FY92:*

- Some substance abuse treatment and aftercare costs were reported in Mental Health/Drugs/Sex Offender Treatment in FY92 reports.

**JRA Institutions and Youth Camps :** All JRA institutions and youth camps provide treatment (including mental health, drug, and sex offender treatment), education, and work experience in a secure facility. JRA Institutions include Green Hill, Maple Lane, and Echo Glen. JRA Youth Camps include the Naselle and Mission Creek forestry camps.

*Changes from FY92:*

- Some substance abuse, mental health and sex offender treatment costs were reported in Mental Health/Drugs/Sex Offender Treatment in FY92 reports.

## Medical Assistance Administration

<b>M A A</b>	<p><b>Programs in this Report</b></p> <p>Medical Eligible Not Receiving Service</p> <p>Hospital Inpatient Care</p> <p>Emergency Room (Outpatient and Physician Care Only)</p> <p>Hospital Outpatient Care</p> <p>Physician and Clinic Care</p> <p>Psychiatrists and Psychologists Services</p> <p>Prescription Drugs</p> <p>Dental Services</p> <p>Other Medical Services</p> <p>Early and Periodic Screening, Diagnosis, and Treatment (EPSDT)</p> <p>Managed Health Care Payments</p> <p>Medicare Premium Payments</p>	<p><b>Not in this Report</b></p> <p>Contract Medical Transportation*</p> <p>Hospital Disproportionate Share Payments</p>
----------------------	--	--

MAA assures that necessary medical care is available to income assistance and other eligible low income persons. Through the Medicaid program, MAA uses both federal and state funds to pay for services to Categorically Needy clients, those meeting categorical and income eligibility requirements set by the federal government for income assistance programs; and to Medically Needy clients, those meeting categorical eligibility requirements but with assets or incomes slightly higher than the allowable limits. Categorically Needy clients include pregnant women in Washington State who are at or below 185 percent of the federal poverty level as well as Medicaid eligible children under the age of 19 with family incomes at or below 200 percent of the federal poverty level. Title XIX of the Social Security Act authorizes the Medicaid program. Under the Refugee Act of 1980, the federal government pays for medical services provided to refugees during their first 8 months in the United States. In addition to the federal programs, Washington State covers the cost of services to non-Medicaid eligible children under the age of 18 with family incomes below 100 percent of the federal poverty level, to non-Medicaid eligible clients receiving General Assistance-Unemployable cash grants (GA-U), and to clients served by the Medically Indigent Program.

### Programs

**Medical Assistance Eligibles Not Receiving Service:** This is a count of clients who are eligible for, but have not received any, Medical Assistance-paid services during the fiscal year. Medical Assistance-paid services include fee-for-service payments and managed health care premiums. Medical Assistance-paid services also include primary care case management clients, regardless of whether they received fee-for-service services. Subtracting the client count of Medical Assistance Eligibles *Not* Receiving Service from the MAA total clients yields a count of clients receiving Medical Assistance-paid services.

**Hospital Inpatient Care :** Hospital Inpatient Care includes care and treatment to clients admitted to a facility under the direction of a physician or dentist. A licensed or formally approved hospital furnishes

these services. This program includes emergency room services to clients admitted through the emergency room to an inpatient stay. Hospital Inpatient Care includes room and board and other ancillary services such as drugs, laboratory, and radiology.

*Changes from FY92*

- Most Title XIX psychiatric Hospital Inpatient Care services are now reported in the Mental Health Division, Community/Psychiatric Hospital Inpatient.

**Emergency Room (Hospital Outpatient and Physician Care Only):** This program includes services furnished by a licensed or approved hospital to clients who receive emergency room treatment but

---

\* This report does not include contract medical transportation because expenditures for this service cannot be linked to individual clients.

who are not admitted to stay at the facility. A provider of Emergency Room Physician Care is, or is under the personal supervision of, an individual licensed to practice medicine or osteopathy. This program includes only Hospital Outpatient and Physician Care for which an emergency room charge appears on the claim.

**Hospital Outpatient Care :** A licensed or approved hospital provides Hospital Outpatient Care to clients treated, but not admitted to stay, at the facility. This program does not include Emergency Room Hospital Outpatient Care. (Physician care provided in an outpatient clinic is reported under Physician and Clinic Care.)

**Physician and Clinic Care :** A provider of Physician Care is, or is under the personal supervision of, an individual licensed to practice medicine or osteopathy. Providers furnish Physician Care in the physician's office, the client's home, a hospital, or elsewhere. Physician and Clinic Care does not include Emergency Room Physician Care. This program does include primary care case management furnished by Indian Health Clinics and Rural Health Clinics.

**Psychiatrists and Psychologists ( Psych Services):** Licensed psychiatrists or, on a very limited basis, psychologists provide Psych Services. These services do not include emergency room psych services.

**Prescription Drugs :** These include simple or compound substances or mixtures prescribed by a physician or other licensed practitioner and dispensed by licensed pharmacists or other authorized practitioners.

**Dental Services :** These include diagnostic, preventive, or corrective services provided by or under the supervision of an individual licensed to practice dentistry or dental surgery.

**Other Medical Services :** Other Medical Services includes durable medical equipment, home health care, hospice care, medically necessary transportation, optometrists, opticians and eyeglasses, chiropractic care, oxygen, hearing aids, Maternity Case Management and a variety of other services that represent a small proportion of MAA expenditures.

*Changes from FY92*

- Maternity Case Management is included for the first time.

**Early and Periodic Screening, Diagnosis, and Treatment (EPSDT) :**

These services, which include preventive health care for children, are provided in the four distinct components of health screening, dental services, vision exams, and hearing exams. If the screenings identify a medical or dental problem, Medicaid pays for the necessary treatment.

**Managed Health Care Payments :**

Managed Health Care Payments are fixed monthly premiums paid on a per client basis to managed health care providers. A range of services are available to the client. The monthly premium is independent of the client's use of services and replaces the traditional fee-for-service arrangement. Managed health care plans are administered in two ways. (1) Health maintenance organizations provide services through staff physicians. (2) Health insuring organizations contract with primary care physicians to provide services. (Primary care case management (PCCM) fees are reported under Physician and Clinic Care.)

*Changes from FY92*

- This program, formerly called Health Maintenance Organization (HMO) Fees, now also includes health insuring organization payments.

**Medicare Premium Payments :**

Premiums pay for Medicare Part A and Part B insurance coverage for eligible clients. Medicare Part A insurance covers, among other things, hospital and nursing home services. Medicare Part B insurance covers, among other things, physician, ambulance, and durable medical equipment services, but does not cover prescription drugs.

*Changes from FY92*

- Medicare Part A premiums are included for the first time.

## Mental Health Division

M H D	<b>Programs in this Report</b>
	Case Management
	Crisis and Stabilization Services
	Intake and Evaluation
	Outpatient Treatment
	Medication Management
	Day Treatment
	State Institutions
	Child Study and Treatment Center (CSTC)
	Involuntary Commitments to Community Hospitals (ITA)
	Community Psychiatric Inpatient

<b>Not in this Report</b>
Private Long-term Inpatient Facilities for Children
Community Residential Transitional Programs
Group Housing
Adult Residential Treatment Facilities
Special Commitment Center
Children’s Hospitalization Alternatives Program (CHAP)

MHD administers treatment programs for adults and children who are severely or chronically mentally ill. These services are administered through three channels. (1) MHD directly operates state mental hospitals, which deliver services to clients with severe mental disorders. (2) Single counties or groups of counties administer Regional Support Networks (RSNs), which contract with licensed community mental health providers to supply mental health services. RSNs deliver crisis response, community support, residential, and resource management services. MHD funds services to medical assistance-eligible consumers within an RSN either under a fee-for-service model or through capitated Prepaid Health Plans (PHPs). As of the end of FY94, three of fourteen RSNs operated as PHPs. (3) Community psychiatric hospitals deliver inpatient psychiatric treatment, both voluntary and involuntary, to medical assistance-eligible consumers. *Changes from FY92:* Adult Residential Treatment Facilities is not reported because data are no longer available.

### Programs

**Case Management :** Case managers, employed by community mental health providers, assist clients with the following needs: needs assessment and development of a service plan, client housing, income, employment, monitoring and intervention, and crisis intervention. These services are delivered at locations other than the provider’s facility.

**Crisis and Stabilization Services :** Community mental health providers perform the following services: (1) face-to-face evaluation and treatment of mental health emergencies; (2) stabilization services provided in the person's home; and (3) intensive, short-term mental health services provided to acutely mentally ill clients in order to stabilize a crisis situation.

**Intake and Evaluation :** Community mental health providers perform the following services: intake, psychological assessment, psychiatric evaluation, and special population and interdisciplinary evaluation.

**Outpatient Treatment :** This service includes family and group outpatient treatment and individual counseling. Individual counseling occurs at the providers facility. Family and group outpatient treatment may be provided at other locations. Special-purpose programs are also included here.

**Medication Management :** This program is administered by community mental health providers. Services include medication management, monitoring, and prescription appointments for clients with a medication treatment plan developed by a licensed practitioner.

**Day Treatment :** Community mental health providers offer structured programs for adults and for children in supervised day settings. Children’s services emphasize life skills and the ability to cope at school. Adult services include counseling, community living skills training (such as pre-vocational training and appropriate use of community services) and training in self-care skills (such as health, nutrition, and money management).

**State Institutions :** Two state operated hospitals, Western State and Eastern State, service voluntary and involuntary clients with sever mental disorders. Western State services include the Program for Adaptive Living Skills (PALS) transitional services.

**Child Study and Treatment Center (CSTC) :** This state operated psychiatric hospital provides long-term residential services to children.



**Involuntary Commitments to Community**

**Hospitals (ITA):** Hospitals provide services to clients committed to psychiatric wards under the Involuntary Treatment Act. (This category does not include services received by persons treated in Evaluation and Treatment Centers.)

**Community Psychiatric Inpatient :** Community hospitals provide services to clients voluntarily entering psychiatric units.\*

*Changes from FY92*

- Community Psychiatric Inpatient services were included in Medical Assistance Administration, Hospital Inpatient Care.

**Additional Services in Division Total**

Some services are small and unlike the others. Divisions may choose to include these only in the division total, rather than with dissimilar program services.

Client counts and expenditures for the following services appear in the division total only:

- Program Offering Rehabilitation and Training in Adaptive Living (PORTAL) Treatment

- Mentally Ill Chemical Abusers (MICA) and Involuntary Chemical Dependency Treatment (ICDT) services, provided at Pioneer Center North, are paid proportionately by MHD and Division of Alcohol and Substance Abuse after January 1, 1994. Expenses prior to that time were exclusively ICDT and are reported under DASA, Residential Treatment.
- Evaluation and Treatment Centers

*Changes from FY92*

- Evaluation and Treatment Center services are included for the first time.
- Mentally Ill Chemical Abusers (MICA) and Involuntary Chemical Dependency Treatment (ICDT) services are included for the first time.
- Group Housing, which includes mentally ill hard-to-place clients living in Congregate Care Facilities (CCFs) and specialized mental health CCFs, is no longer reported because data are not available.
- Transitional Congregate Care is no longer reported because data are not available.

---

\* These services may be under reported due to delays caused by third party billings.

# Appendices

## Appendix A: Client Unduplication

In order to accurately count the number of DSHS clients and measure their service usage, the clients were unduplicated at the agency level for the fiscal year. The 16 data sources do not always store names using the same conventions. These inconsistent storage techniques hinder unduplication methods; thus all names were standardized. For example:

All special characters (e.g., -, ", +, \, &, etc.) were converted to spaces.

All name suffixes, such as 'JR', 'SR', 'II', 'III', 'IV', 'NMI', 'NON', 'NONE', were dropped.

All embedded spaces were compressed out. For example; O MALLEY became OMALLEY and MC CALLEY became MCCALLEY

From any single data source a client could appear more than once with slightly different identification data over the 12 months. In addition, the same client could conceivably appear in all 16 of the data sources. It is important that this one client not be counted as 16 or more people. To address this, clients were unduplicated using the following criteria:

If the  
    Social Security Number  
and  
    Date of Birth  
match  
    then consolidate the client;

Otherwise:  
If the  
    Social Security Number  
and  
    Last Name  
and  
    First Initial  
match  
    then consolidate the client;

Otherwise:  
If the  
    First Name  
and  
    Last Name  
and  
    Date of Birth  
match  
    then consolidate the client.

## Appendix B: Determining Cost of Service

NADB FY94 accounts for about 82% of the total DSHS expenditures. Only costs of benefits or services provided directly to individual clients are included. Headquarters, regional and local administration; prevention and community education; and some service contracts are not reported.

### Calculating Service Costs for Individuals

If only the amount of service the client used was available, as in number of days in residential treatment or number of hours of counseling, NADB reports the service amount multiplied by an average unit cost. Sometimes only an average monthly cost was available, although the service amount was reported in units other than months. If so, that average monthly cost is multiplied by the number of months in which the client received service.

### Program with no Cost Listed

There is one program for which no dollars were assigned: Clients which were eligible for medical services, but did not receive any, are included in this report as Medical Eligibles not Receiving Medical Assistance Service. (See *Division Glossary*, MAA)

### Program without Client Counts

The count of clients receiving Family Reconciliation Services during FY 1994 are not reported separately in this report. During the division's transition from one automated system to another, client information inconsistencies occurred that would make the counts misleading. Clients which appeared in the original source, and all the dollars, are included in the DCFS total.

## Appendix C: Resolving Conflicts in Race/Ethnicity and Gender

The racial/ethnic codes in these tables are drawn from different DSHS data sources. Race/ethnicity and gender are not coded the same from source to source. When multiple race/ethnicity values appeared for one client, the most frequent value was adopted. If two or more values appeared in the same number of sources (for example, two sources reported White and two sources reported Asian) the most reliable source was used to select a single value. (The same process was used to assign the client's gender.)

If any source showed a client as being of Hispanic origin, or of Hispanic race or ethnicity, the client is counted in the Hispanic category.

The Office of Refugee and Immigration Assistance (ORIA) PEP database does not record client race. However, client ethnicity and country of origin are. ORIA staff associated a race with each ethnic group and each country of origin. NADB staff used this association to assign the client's race. If the ethnic group was missing, the assignment was based on the country of origin.

In general, race/ethnicity was assigned as follows:

<b>NADB</b>	<b>Source</b>
White	White
Black	Black
American Indian	American Indian
	Alaskan Natives
Asian	Asian
	Pacific Island
Hispanic	Hispanic origin, race, or ethnicity

## **Appendix D: Automated Systems which Contribute Data to NADB**

The following data sources were used in the creation of the NADB Client Database:

- Case and Management Information System (CAMIS)
- Division of Developmental Disabilities Common Client Database (DDD-CCDB)
- Division of Developmental Disabilities County Human Resource Information System (DDD-CHRIS)
- Division of Vocational Rehabilitation Integrated Client System (DVR-ICS)
- JOBS Automated System (JAS)
- Juvenile Rehabilitation Administration Client Tracking System (JRA-CTS)
- Medicaid Management Information System - Extended Database (MMIS - EDB)
- Medicaid Management Information System - Eligibility File (MMIS - Elig)
- Office of Refugee and Immigrant Assistance Personal Employment Plan (ORIA-PEP) Data Files
- Regional Support Network - Core Data (RSN)
- Social Services Payment System - Authorizations (SSPS - Auth)
- Social Services Payment System - Payment History (SSPS-PH)
- States Adoption Support Services Information (SASSI)
- Supplemental Security Income / Federal Accounting Exchange (SSI/FAX) File
- Treatment and Assessment Report Generation Tool (TARGET)
- Warrant Roll (WR) Master Extracts